



PORTFOLIO CHARACTERISTICS

Average Duration	0.97
Average Coupon	0.79 %
Average Purchase YTM	0.48 %
Average Market YTM	0.39 %
Average S&P/Moody Rating	AA/Aa1
Average Final Maturity	1.04 yrs
Average Life	0.98 yrs

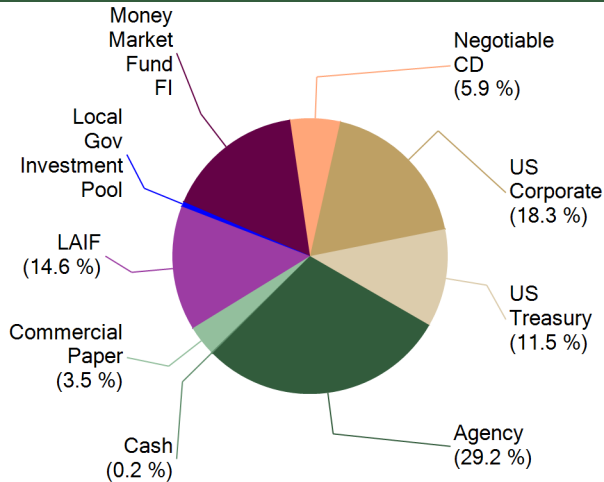
ACCOUNT SUMMARY

	Beg. Values as of 8/31/13	End Values as of 9/30/13
<b>Market Value</b>	167,186,050	170,645,960
<b>Accrued Interest</b>	300,969	312,518
<b>Total Market Value</b>	<b>167,487,019</b>	<b>170,958,478</b>
<b>Income Earned</b>	73,114	70,978
<b>Cont/WD</b>		
<b>Par</b>	166,486,946	169,756,561
<b>Book Value</b>	167,300,611	170,546,693
<b>Cost Value</b>	167,830,955	171,210,668

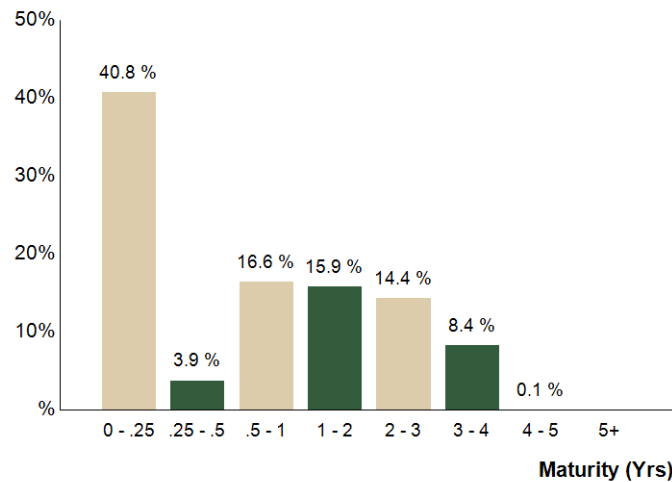
TOP ISSUERS

Issuer	% Portfolio
Custodial Checking Account	16.2 %
Local Agency Investment Fund	14.6 %
Government of United States	11.5 %
Federal Home Loan Bank	7.8 %
Federal Home Loan Mortgage Corp	7.6 %
Federal National Mortgage Assoc	6.8 %
Federal Farm Credit Bank	6.1 %
Metlife Inc	2.9 %
	<b>73.5 %</b>

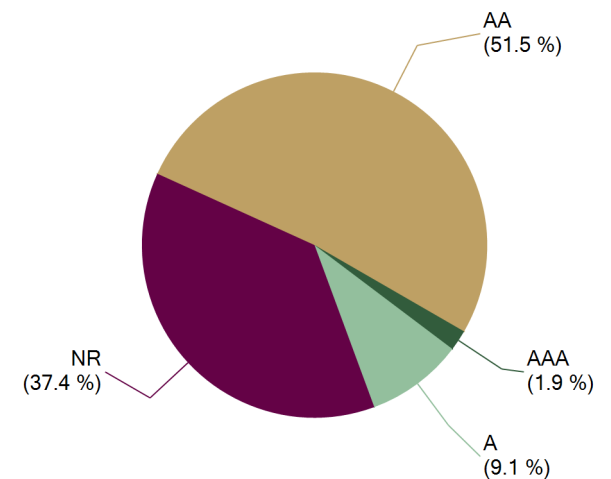
SECTOR ALLOCATION



MATURITY DISTRIBUTION



CREDIT QUALITY (S&P)





Holdings Report

As of 9/30/13

CUSIP	Security Description	Par Value/Units	Purchase Date Book Yield	Cost Value Book Value	Mkt Price Mkt YTM	Market Value Accrued Int.	% of Port. Gain/Loss	Moody S&P	Maturity Duration
<b>AGENCY</b>									
31331KB82	FFCB Note 0.35% Due 10/3/2013	700,000.00	05/11/2012 0.29 %	700,602.00 700,002.37	100.00 0.17 %	700,010.50 1,211.39	0.41 % 8.13	Aaa AA+	0.01 0.01
3133EALT3	FFCB Note 0.3% Due 11/18/2013	1,600,000.00	05/09/2012 0.28 %	1,600,560.00 1,600,048.26	100.03 0.08 %	1,600,459.20 1,773.33	0.94 % 410.94	Aaa AA+	0.13 0.13
3136FPEX1	FNMA Callable Note 1X 3/17/2011 1.125% Due 12/17/2013	1,500,000.00	05/18/2012 0.34 %	1,518,345.00 1,502,456.63	100.22 0.09 %	1,503,307.50 4,875.00	0.88 % 850.87	Aaa AA+	0.21 0.21
313371UC8	FHLB Note 0.875% Due 12/27/2013	1,600,000.00	05/09/2012 0.29 %	1,615,104.00 1,602,204.78	100.19 0.09 %	1,603,036.80 3,655.56	0.94 % 832.02	Aaa AA+	0.24 0.24
3134G3JR2	FHLMC Note 0.45% Due 1/9/2014	2,175,000.00	05/11/2012 0.29 %	2,180,807.25 2,175,959.88	100.10 0.08 %	2,177,190.23 2,229.38	1.27 % 1,230.35	Aaa AA+	0.28 0.27
313376UF0	FHLB Note 0.375% Due 1/29/2014	1,600,000.00	05/10/2012 0.30 %	1,602,112.00 1,600,403.57	100.10 0.08 %	1,601,547.20 1,033.33	0.94 % 1,143.63	Aaa AA+	0.33 0.33
313397SQ5	FHLMC Discount Note 0.16% Due 2/3/2014	250,000.00	03/26/2013 0.16 %	249,653.33 249,861.55	99.94 0.16 %	249,861.55 0.00	0.15 % 0.00	P-1 A-1+	0.35 0.34
3133EADX3	FFCB Note 0.3% Due 2/21/2014	1,600,000.00	05/23/2012 0.32 %	1,599,504.00 1,599,888.83	100.09 0.08 %	1,601,368.00 533.33	0.94 % 1,479.17	Aaa AA+	0.39 0.39
3134G1SG0	FHLMC Callable Note 1X 3/3/2011 1.25% Due 3/3/2014	1,000,000.00	05/11/2012 0.37 %	1,015,830.00 1,003,680.84	100.43 0.24 %	1,004,299.00 972.22	0.59 % 618.16	Aaa AA+	0.42 0.42
3133EALW6	FFCB Note 0.3% Due 4/23/2014	1,600,000.00	05/23/2012 0.34 %	1,598,800.00 1,599,649.79	100.11 0.11 %	1,601,752.00 2,106.67	0.94 % 2,102.21	Aaa AA+	0.56 0.56
313373JR4	FHLB Note 1.375% Due 5/28/2014	1,575,000.00	05/10/2012 0.33 %	1,608,457.73 1,585,704.68	100.82 0.13 %	1,587,922.88 7,399.22	0.93 % 2,218.20	Aaa AA+	0.66 0.66
3137EACU1	FHLMC Note 1% Due 7/30/2014	1,600,000.00	05/09/2012 0.37 %	1,622,161.60 1,608,252.53	100.72 0.13 %	1,611,556.80 2,711.11	0.94 % 3,304.27	Aaa AA+	0.83 0.83
3135G0BY8	FNMA Note 0.875% Due 8/28/2014	1,600,000.00	05/23/2012 0.44 %	1,615,488.00 1,606,206.45	100.66 0.14 %	1,610,592.00 1,283.33	0.94 % 4,385.55	Aaa AA+	0.91 0.91
3135G0DW0	FNMA Note 0.625% Due 10/30/2014	1,600,000.00	05/09/2012 0.44 %	1,607,428.80 1,603,241.36	100.48 0.18 %	1,607,689.60 4,194.44	0.94 % 4,448.24	Aaa AA+	1.08 1.08
3137EADA4	FHLMC Note 0.625% Due 12/29/2014	1,600,000.00	05/24/2012 0.61 %	1,600,432.00 1,600,206.89	100.50 0.22 %	1,607,966.40 2,555.56	0.94 % 7,759.51	Aaa AA+	1.25 1.24
3133XWX95	FHLB Note 2.75% Due 3/13/2015	1,700,000.00	05/30/2012 0.55 %	1,803,394.00 1,753,732.31	103.56 0.29 %	1,760,552.30 2,337.50	1.03 % 6,819.99	Aaa AA+	1.45 1.43
3137EADD8	FHLMC Note 0.5% Due 4/17/2015	1,600,000.00	05/11/2012 0.51 %	1,599,753.60 1,599,870.11	100.35 0.27 %	1,605,630.40 3,644.44	0.94 % 5,760.29	Aaa AA+	1.55 1.54
880591DY5	Tennessee Valley Authority Note 4.375% Due 6/15/2015	1,425,000.00	05/29/2012 0.61 %	1,586,580.75 1,515,461.95	106.75 0.40 %	1,521,251.63 18,356.77	0.90 % 5,789.68	Aaa AA+	1.71 1.64
3133EADW5	FFCB Note 0.55% Due 8/17/2015	1,825,000.00	Various 0.56 %	1,824,474.50 1,824,717.79	100.12 0.49 %	1,827,100.58 1,226.81	1.07 % 2,382.79	Aaa AA+	1.88 1.87
3133EC7H1	FFCB Note 0.34% Due 8/17/2015	1,900,000.00	12/19/2012 0.42 %	1,895,858.00 1,897,074.98	99.93 0.38 %	1,898,637.70 789.56	1.11 % 1,562.72	Aaa AA+	1.88 1.87



Holdings Report

As of 9/30/13

CUSIP	Security Description	Par Value/Units	Purchase Date Book Yield	Cost Value Book Value	Mkt Price Mkt YTM	Market Value Accrued Int.	% of Port. Gain/Loss	Moody S&P	Maturity Duration
<b>AGENCY</b>									
31398A4M1	FNMA Note 1.625% Due 10/26/2015	1,600,000.00	05/17/2012 0.69 %	1,650,848.00 1,630,565.48	102.45 0.44 %	1,639,129.60 11,194.44	0.97 % 8,564.12	Aaa AA+	2.07 2.03
3134G3W55	FHLMC Note 0.45% Due 11/24/2015	1,950,000.00	12/14/2012 0.41 %	1,952,067.00 1,951,511.69	99.89 0.50 %	1,947,888.15 3,095.63	1.14 % (3,623.54)	Aaa AA+	2.15 2.13
313371NW2	FHLB Note 1.375% Due 12/11/2015	1,200,000.00	01/04/2013 0.46 %	1,231,848.00 1,223,930.81	101.94 0.49 %	1,223,240.40 5,041.67	0.72 % (690.41)	Aaa AA+	2.20 2.16
31331VGU4	FFCB Note 4.875% Due 12/16/2015	511,000.00	05/18/2012 0.73 %	585,529.35 557,066.45	109.64 0.49 %	560,256.82 7,265.78	0.33 % 3,190.37	Aaa AA+	2.21 2.10
313382B77	FHLB Note 0.42% Due 2/12/2016	1,700,000.00	02/22/2013 0.46 %	1,697,960.00 1,698,371.02	99.64 0.58 %	1,693,813.70 971.83	0.99 % (4,557.32)	Aaa AA+	2.37 2.35
3137EADQ9	FHLMC Note 0.5% Due 5/13/2016	1,150,000.00	Various 0.71 %	1,143,385.05 1,143,871.65	99.74 0.60 %	1,147,020.35 2,204.17	0.67 % 3,148.70	Aaa AA+	2.62 2.59
313373SZ6	FHLB Note 2.125% Due 6/10/2016	375,000.00	01/04/2013 0.56 %	394,788.75 390,586.81	103.85 0.68 %	389,445.00 2,457.03	0.23 % (1,141.81)	Aaa AA+	2.70 2.61
3135G0CM3	FNMA Note 1.25% Due 9/28/2016	1,600,000.00	05/29/2012 0.92 %	1,622,624.00 1,615,630.87	101.45 0.76 %	1,623,224.00 166.67	0.95 % 7,593.13	Aaa AA+	3.00 2.94
3133786Q9	FHLB Note 1% Due 2/13/2017	1,725,000.00	10/17/2012 0.75 %	1,743,285.00 1,739,255.12	100.44 0.87 %	1,732,619.33 2,300.00	1.01 % (6,635.79)	Aaa AA+	3.38 3.30
3135G0UY7	FNMA Callable Note 1X 2/27/15 1% Due 2/27/2017	970,000.00	04/24/2013 0.48 %	979,215.00 977,037.90	100.01 0.99 %	970,073.72 916.11	0.57 % (6,964.18)	Aaa AA+	3.41 1.39
3135G0JA2	FNMA Note 1.125% Due 4/27/2017	900,000.00	09/23/2013 1.08 %	901,548.00 901,539.73	100.34 1.03 %	903,101.40 4,331.25	0.53 % 1,561.67	Aaa AA+	3.58 3.48
313379FW4	FHLB Note 1% Due 6/9/2017	1,710,000.00	Various 0.76 %	1,727,890.70 1,724,937.25	99.58 1.12 %	1,702,888.12 5,320.00	1.00 % (22,049.13)	Aaa AA+	3.69 3.60
3137EADJ5	FHLMC Note 1% Due 7/28/2017	1,600,000.00	07/29/2013 1.17 %	1,589,550.40 1,590,001.62	99.69 1.08 %	1,595,068.80 2,800.00	0.93 % 5,067.18	Aaa AA+	3.83 3.74
3135G0MZ3	FNMA Note 0.875% Due 8/28/2017	1,750,000.00	Various 1.12 %	1,732,254.00 1,733,533.79	99.01 1.13 %	1,732,641.75 1,403.65	1.01 % (892.04)	Aaa AA+	3.91 3.83
3133EAY28	FFCB Note 0.83% Due 9/21/2017	695,000.00	09/21/2012 0.81 %	695,611.60 695,487.33	98.35 1.26 %	683,544.32 160.24	0.40 % (11,943.01)	Aaa AA+	3.98 3.89
<b>Total Agency</b>		<b>49,486,000.00</b>	<b>0.54 %</b>	<b>50,093,751.41</b> <b>49,801,953.07</b>	<b>0.43 %</b>	<b>49,825,687.73</b> <b>112,517.42</b>	<b>29.21 %</b> <b>23,734.66</b>	<b>Aaa</b> <b>AA+</b>	<b>1.71</b> <b>1.64</b>
<b>CASH</b>									
90CASH\$00	Cash Custodial Cash Account	297,822.16	Various 0.00 %	297,822.16 297,822.16	1.00 0.00 %	297,822.16 0.00	0.17 % 0.00	NR NR	0.00 0.00
<b>Total Cash</b>		<b>297,822.16</b>	<b>N/A</b>	<b>297,822.16</b>	<b>0.00 %</b>	<b>297,822.16</b> <b>0.00</b>	<b>0.17 %</b> <b>0.00</b>	<b>NR</b> <b>NR</b>	<b>0.00</b> <b>0.00</b>



Holdings Report

As of 9/30/13

CUSIP	Security Description	Par Value/Units	Purchase Date Book Yield	Cost Value Book Value	Mkt Price Mkt YTM	Market Value Accrued Int.	% of Port. Gain/Loss	Moody S&P	Maturity Duration
<b>COMMERCIAL PAPER</b>									
06538BXF5	Bank of Tokyo Mitsubishi NY Discount CP 0.23% Due 10/15/2013	1,950,000.00	06/12/2013 0.23 %	1,948,455.17 1,949,825.58	99.99 0.23 %	1,949,825.58 0.00	1.14 % 0.00	P-1 A-1	0.04 0.04
89233GYR1	Toyota Motor Credit Discount CP 0.23% Due 11/25/2013	1,600,000.00	04/24/2013 0.23 %	1,597,853.33 1,599,437.78	99.96 0.23 %	1,599,437.78 0.00	0.94 % 0.00	P-1 A-1+	0.15 0.15
4662J0Z21	JP Morgan Discount CP 0.3% Due 12/2/2013	470,000.00	06/27/2013 0.30 %	469,381.17 469,757.17	99.95 0.30 %	469,757.17 0.00	0.27 % 0.00	P-1 A-1	0.17 0.17
06416JZG1	Bank of Nova Scotia Discount CP 0.22% Due 12/16/2013	2,000,000.00	05/14/2013 0.22 %	1,997,372.22 1,999,071.11	99.95 0.22 %	1,999,071.11 0.00	1.17 % 0.00	P-1 A-1	0.21 0.21
<b>Total Commercial Paper</b>		<b>6,020,000.00</b>	<b>0.24 %</b>	<b>6,013,061.89</b> <b>6,018,091.64</b>	<b>0.24 %</b>	<b>6,018,091.64</b> <b>0.00</b>	<b>3.52 %</b> <b>0.00</b>	<b>P1</b> <b>A-1</b>	<b>0.14</b> <b>0.14</b>
<b>LAIF</b>									
90LAIF\$00	Local Agency Investment Fund State Pool	25,000,000.00	Various 0.25 %	25,000,000.00 25,000,000.00	1.00 0.25 %	25,000,000.00 24,596.43	14.64 % 0.00	NR NR	0.00 0.00
<b>Total LAIF</b>		<b>25,000,000.00</b>	<b>0.25 %</b>	<b>25,000,000.00</b> <b>25,000,000.00</b>	<b>0.25 %</b>	<b>25,000,000.00</b> <b>24,596.43</b>	<b>14.64 %</b> <b>0.00</b>	<b>NR</b> <b>NR</b>	<b>0.00</b> <b>0.00</b>
<b>LOCAL GOV INVESTMENT POOL</b>									
90CAMP\$00	Public Financial Management CAMP	1,000,000.00	Various 0.06 %	1,000,000.00 1,000,000.00	1.00 0.06 %	1,000,000.00 0.00	0.58 % 0.00	NR NR	0.00 0.00
<b>Total Local Gov Investment Pool</b>		<b>1,000,000.00</b>	<b>0.06 %</b>	<b>1,000,000.00</b> <b>1,000,000.00</b>	<b>0.06 %</b>	<b>1,000,000.00</b> <b>0.00</b>	<b>0.58 %</b> <b>0.00</b>	<b>NR</b> <b>NR</b>	<b>0.00</b> <b>0.00</b>
<b>MONEY MARKET FUND FI</b>									
261908107	Dreyfus Treasury Cash Management Fd521	32,376.06	Various 0.01 %	32,376.06 32,376.06	1.00 0.01 %	32,376.06 0.00	0.02 % 0.00	Aaa AAA	0.00 0.00
261908107	Dreyfus Treasury Cash Management Fd521	61,686.01	Various 0.01 %	61,686.01 61,686.01	1.00 0.01 %	61,686.01 0.00	0.04 % 0.00	Aaa AAA	0.00 0.00
90CHECK\$1	Checking Deposit Bank Account	27,618,676.85	Various 0.00 %	27,618,676.85 27,618,676.85	1.00 0.00 %	27,618,676.85 0.00	16.16 % 0.00	NR NR	0.00 0.00
<b>Total Money Market Fund FI</b>		<b>27,712,738.92</b>	<b>0.00 %</b>	<b>27,712,738.92</b> <b>27,712,738.92</b>	<b>0.00 %</b>	<b>27,712,738.92</b> <b>0.00</b>	<b>16.21 %</b> <b>0.00</b>	<b>Aaa</b> <b>AAA</b>	<b>0.00</b> <b>0.00</b>
<b>NEGOTIABLE CD</b>									
22532XBQ0	Credit Agricole Floating Rate Yankee CD 1.266% Due 5/6/2014	5,000,000.00	05/03/2011 1.27 %	5,000,000.00 5,000,000.00	100.00 1.27 %	5,000,000.00 9,843.56	2.93 % 0.00	NR NR	0.60 0.09



Holdings Report

As of 9/30/13

CUSIP	Security Description	Par Value/Units	Purchase Date Book Yield	Cost Value Book Value	Mkt Price Mkt YTM	Market Value Accrued Int.	% of Port. Gain/Loss	Moody S&P	Maturity Duration
<b>NEGOTIABLE CD</b>									
06366WJB1	Bank of Montreal Floating Rate Yankee CD 0.826% Due 9/12/2014	5,000,000.00	05/03/2012 0.83 %	5,000,000.00 5,000,000.00	100.00 0.83 %	5,000,000.00 2,179.46	2.93 % 0.00	Aa3 NR	0.95 0.20
<b>Total Negotiable CD</b>		<b>10,000,000.00</b>	<b>1.05 %</b>	<b>10,000,000.00</b>	<b>1.05 %</b>	<b>10,000,000.00</b> <b>12,023.02</b>	<b>5.86 %</b> <b>0.00</b>	<b>Aa3</b> <b>NR</b>	<b>0.77</b> <b>0.15</b>
<b>US CORPORATE</b>									
74254PPF3	Principal Life Inc Fdg Floating Rate Note 0.446% Due 11/8/2013	4,270,000.00	12/23/2010 0.72 %	4,236,792.21 4,268,799.34	100.02 0.27 %	4,270,798.49 2,859.19	2.50 % 1,999.15	Aa3 A+	0.11 0.11
59157BAF9	Metlife Institutional Floating Rate Note 1.174% Due 4/4/2014	5,000,000.00	04/19/2011 0.93 %	5,035,915.00 5,006,146.42	100.43 0.34 %	5,021,420.00 14,347.67	2.95 % 15,273.58	Aa3 AA-	0.51 0.01
38259PAA0	Google Inc Note 1.25% Due 5/19/2014	1,000,000.00	05/23/2012 0.48 %	1,015,060.00 1,004,810.83	100.58 0.34 %	1,005,798.00 4,583.33	0.59 % 987.17	Aa2 AA	0.63 0.63
594918AB0	Microsoft Note 2.95% Due 6/1/2014	1,347,000.00	Various 0.43 %	1,409,574.91 1,369,434.16	101.71 0.39 %	1,370,060.64 13,245.50	0.81 % 626.48	Aaa AAA	0.67 0.66
36962GK86	General Electric Capital Corp Note 4.75% Due 9/15/2014	1,182,000.00	Various 1.14 %	1,277,709.46 1,222,142.87	104.20 0.35 %	1,231,658.18 2,495.34	0.72 % 9,515.31	A1 AA+	0.96 0.95
94974BET3	Wells Fargo Corp Note 3.75% Due 10/1/2014	950,000.00	05/03/2012 1.16 %	1,007,950.00 974,145.83	103.25 0.50 %	980,833.20 17,812.50	0.58 % 6,687.37	A2 A+	1.00 0.97
74005PAQ7	Praxair Note 5.25% Due 11/15/2014	350,000.00	Various 0.67 %	389,276.39 367,798.00	105.37 0.46 %	368,792.90 6,941.67	0.22 % 994.90	A2 A	1.13 1.09
09247XAD3	Blackrock Inc Note 3.5% Due 12/10/2014	1,050,000.00	Various 0.76 %	1,121,577.00 1,083,864.13	103.49 0.56 %	1,086,632.40 11,331.25	0.64 % 2,768.27	A1 A+	1.19 1.17
084670AV0	Berkshire Hathaway Note 3.2% Due 2/11/2015	1,475,000.00	05/17/2012 0.86 %	1,567,482.50 1,521,287.72	103.66 0.50 %	1,529,044.00 6,555.56	0.90 % 7,756.28	Aa2 AA	1.37 1.34
06406HCC1	Bank of New York Callable Note Cont 1/20/15 1.2% Due 2/20/2015	366,000.00	07/17/2012 0.66 %	370,856.82 368,529.37	100.90 0.51 %	369,286.68 500.20	0.22 % 757.31	Aa3 A+	1.39 1.29
713448BX5	Pepsico Inc. Note 0.75% Due 3/5/2015	1,000,000.00	05/03/2012 0.70 %	1,001,450.00 1,000,731.33	100.32 0.53 %	1,003,189.00 541.67	0.59 % 2,457.67	A1 A-	1.43 1.42
191216AX8	Coca Cola Company Note 0.75% Due 3/13/2015	1,000,000.00	05/17/2012 0.64 %	1,003,080.00 1,001,586.58	100.40 0.48 %	1,003,959.00 375.00	0.59 % 2,372.42	Aa3 AA-	1.45 1.44
94974BEU0	Wells Fargo Corp Note 3.625% Due 4/15/2015	450,000.00	12/14/2012 0.77 %	479,529.00 469,558.17	104.35 0.78 %	469,583.10 7,521.88	0.28 % 24.93	A2 A+	1.54 1.48
931142CX9	Wal-Mart Stores Note 1.5% Due 10/25/2015	975,000.00	05/10/2012 0.75 %	999,784.50 989,854.94	101.83 0.61 %	992,854.20 6,337.50	0.58 % 2,999.26	Aa2 AA	2.07 2.03
459200GU9	IBM Corp Note 2% Due 1/5/2016	1,175,000.00	Various 0.91 %	1,217,806.25 1,203,514.73	102.74 0.78 %	1,207,146.83 5,613.89	0.71 % 3,632.10	Aa3 AA-	2.27 2.21
037833AH3	Apple Inc Note 0.45% Due 5/3/2016	1,225,000.00	05/22/2013 0.54 %	1,221,729.25 1,222,114.04	99.30 0.72 %	1,216,429.90 2,266.25	0.71 % (5,684.14)	Aa1 AA+	2.59 2.57



Holdings Report

As of 9/30/13

CUSIP	Security Description	Par Value/Units	Purchase Date Book Yield	Cost Value Book Value	Mkt Price Mkt YTM	Market Value Accrued Int.	% of Port. Gain/Loss	Moody S&P	Maturity Duration
<b>US CORPORATE</b>									
46625HJA9	JP Morgan Chase Note 3.15% Due 7/5/2016	950,000.00	05/07/2012 2.12 %	988,570.00 975,628.58	104.92 1.33 %	996,778.95 7,148.75	0.59 % 21,150.37	A2 A	2.76 2.64
06406HBX6	Bank of New York Note 2.3% Due 7/28/2016	1,325,000.00	Various 0.93 %	1,390,154.12 1,375,370.46	103.48 1.05 %	1,371,115.30 5,333.13	0.81 % (4,255.16)	Aa3 A+	2.83 2.73
742718DV8	Procter & Gamble Co Note 1.45% Due 8/15/2016	1,120,000.00	09/16/2013 0.97 %	1,135,523.20 1,135,347.63	101.63 0.88 %	1,138,225.76 2,075.11	0.67 % 2,878.13	Aa3 AA-	2.88 2.81
24422ERF8	John Deere Capital Corp Note 1.85% Due 9/15/2016	975,000.00	05/03/2012 1.27 %	999,072.75 991,341.02	102.34 1.05 %	997,773.08 801.67	0.58 % 6,432.06	A2 A	2.96 2.88
458140AH3	Intel Corp Note 1.95% Due 10/1/2016	1,185,000.00	02/27/2013 0.89 %	1,229,473.05 1,222,179.61	102.78 1.01 %	1,217,992.77 11,553.75	0.72 % (4,186.84)	A1 A+	3.01 2.89
674599CB9	Occidental Petroleum Note 1.75% Due 2/15/2017	970,000.00	03/08/2013 1.13 %	993,115.10 989,861.27	100.92 1.47 %	978,895.87 2,169.03	0.57 % (10,965.40)	A1 A	3.38 3.26
25468PCS3	Walt Disney Company Note 1.125% Due 2/15/2017	1,225,000.00	Various 0.93 %	1,233,734.25 1,232,856.32	99.62 1.24 %	1,220,380.53 1,760.94	0.71 % (12,475.79)	A2 A	3.38 3.30
74005PBC7	Praxair Note 1.05% Due 11/7/2017	150,000.00	11/02/2012 1.06 %	149,941.50 149,952.01	97.75 1.62 %	146,627.85 630.00	0.09 % (3,324.16)	A2 A	4.11 3.98
<b>Total US Corporate</b>		<b>30,715,000.00</b>	<b>0.88 %</b>	<b>31,475,157.26</b> <b>31,146,855.36</b>	<b>0.62 %</b>	<b>31,195,276.63</b> <b>134,800.78</b>	<b>18.33 %</b> <b>48,421.27</b>	<b>A1</b> <b>AA-</b>	<b>1.51</b> <b>1.40</b>
<b>US TREASURY</b>									
912828QM5	US Treasury Note 1% Due 5/15/2014	1,600,000.00	05/30/2012 0.29 %	1,622,067.86 1,606,985.06	100.57 0.09 %	1,609,062.40 6,043.48	0.94 % 2,077.34	Aaa AA+	0.62 0.62
912828RG7	US Treasury Note 0.25% Due 9/15/2014	1,600,000.00	05/09/2012 0.30 %	1,598,005.36 1,599,188.66	100.13 0.11 %	1,602,124.80 176.80	0.94 % 2,936.14	Aaa AA+	0.96 0.96
912828RV4	US Treasury Note 0.25% Due 12/15/2014	1,600,000.00	05/10/2012 0.34 %	1,596,442.86 1,598,349.01	100.11 0.16 %	1,601,750.40 1,180.33	0.94 % 3,401.39	Aaa AA+	1.21 1.20
912828RZ5	US Treasury Note 0.25% Due 1/15/2015	1,600,000.00	05/10/2012 0.35 %	1,595,942.86 1,598,048.10	100.09 0.18 %	1,601,500.80 847.83	0.94 % 3,452.70	Aaa AA+	1.29 1.29
912828SE1	US Treasury Note 0.25% Due 2/15/2015	1,600,000.00	05/10/2012 0.36 %	1,595,130.36 1,597,579.64	100.07 0.20 %	1,601,187.20 510.87	0.94 % 3,607.56	Aaa AA+	1.38 1.37
912828SP6	US Treasury Note 0.375% Due 4/15/2015	2,000,000.00	Various 0.31 %	2,003,057.48 2,002,047.71	100.21 0.24 %	2,004,296.00 3,463.12	1.17 % 2,248.29	Aaa AA+	1.54 1.53
912828NV8	US Treasury Note 1.25% Due 8/31/2015	1,550,000.00	05/18/2012 0.45 %	1,590,147.77 1,573,444.69	101.79 0.31 %	1,577,731.05 1,659.19	0.92 % 4,286.36	Aaa AA+	1.92 1.90
912828PE4	US Treasury Note 1.25% Due 10/31/2015	1,825,000.00	Various 0.48 %	1,872,061.78 1,853,776.55	101.85 0.36 %	1,858,791.70 9,546.53	1.09 % 5,015.15	Aaa AA+	2.08 2.05
912828US7	US Treasury Note 0.375% Due 3/15/2016	1,150,000.00	08/28/2013 0.59 %	1,143,759.71 1,143,981.38	99.81 0.45 %	1,147,843.75 190.61	0.67 % 3,862.37	Aaa AA+	2.46 2.44
912828VL1	US Treasury Note 0.625% Due 7/15/2016	1,500,000.00	08/14/2013 0.64 %	1,499,419.09 1,499,444.73	100.13 0.58 %	1,501,992.00 1,987.09	0.88 % 2,547.27	Aaa AA+	2.79 2.76



**Holdings Report**

As of 9/30/13

CUSIP	Security Description	Par Value/Units	Purchase Date Book Yield	Cost Value Book Value	Mkt Price Mkt YTM	Market Value Accrued Int.	% of Port. Gain/Loss	Moody S&P	Maturity Duration
<b>US TREASURY</b>									
912828RF9	US Treasury Note 1% Due 8/31/2016	1,900,000.00	12/19/2012 0.51 %	1,934,221.21 1,926,996.73	101.06 0.63 %	1,920,187.50 1,627.07	1.12 % (6,809.23)	Aaa AA+	2.92 2.87
912828TG5	US Treasury Note 0.5% Due 7/31/2017	1,600,000.00	07/22/2013 1.01 %	1,567,880.36 1,569,390.07	98.12 1.00 %	1,569,875.20 1,347.83	0.92 % 485.13	Aaa AA+	3.84 3.78
<b>Total US Treasury</b>		<b>19,525,000.00</b>	<b>0.46 %</b>	<b>19,618,136.70</b> <b>19,569,232.33</b>	<b>0.36 %</b>	<b>19,596,342.80</b> <b>28,580.75</b>	<b>11.48 %</b> <b>27,110.47</b>	<b>Aaa</b> <b>AA+</b>	<b>1.91</b> <b>1.89</b>
<b>TOTAL PORTFOLIO</b>		<b>169,756,561.08</b>	<b>0.48 %</b>	<b>171,210,668.34</b> <b>170,546,693.48</b>	<b>0.39 %</b>	<b>170,645,959.88</b> <b>312,518.40</b>	<b>100.00 %</b> <b>99,266.40</b>	<b>Aa1</b> <b>AA</b>	<b>1.04</b> <b>0.97</b>
<b>TOTAL MARKET VALUE PLUS ACCRUED</b>						<b>170,958,478.28</b>			