



PORTFOLIO CHARACTERISTICS

Average Duration	0.86
Average Coupon	0.95 %
Average Purchase YTM	0.65 %
Average Market YTM	0.52 %
Average S&P/Moody Rating	AA/Aa2
Average Final Maturity	1.11 yrs
Average Life	0.94 yrs

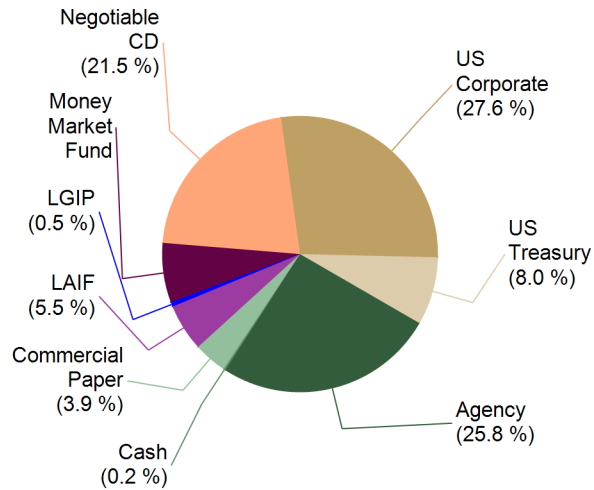
ACCOUNT SUMMARY

	Beg. Values as of 8/31/12	End Values as of 9/30/12
Market Value	193,027,202	184,175,296
Accrued Interest	331,720	330,173
Total Market Value	193,358,922	184,505,469
Income Earned	102,228	99,215
Cont/WD		
Par	191,506,314	182,675,211
Book Value	192,701,261	183,836,687
Cost Value	192,770,235	183,948,825

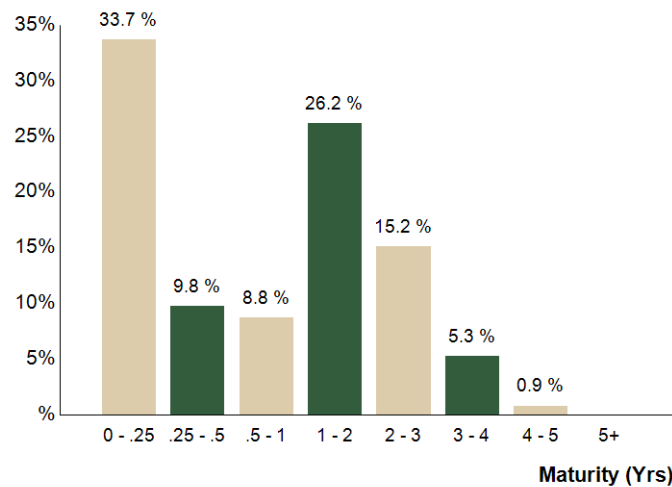
TOP ISSUERS

Issuer	% Portfolio
Government of United States	8.0 %
Federal Home Loan Bank	6.9 %
Custodial Checking Account	6.9 %
Federal Home Loan Mortgage Corp	6.5 %
Federal National Mortgage Assoc	5.7 %
Federal Farm Credit Bank	5.6 %
Local Agency Investment Fund	5.5 %
Barclays Bank	5.4 %
	50.6 %

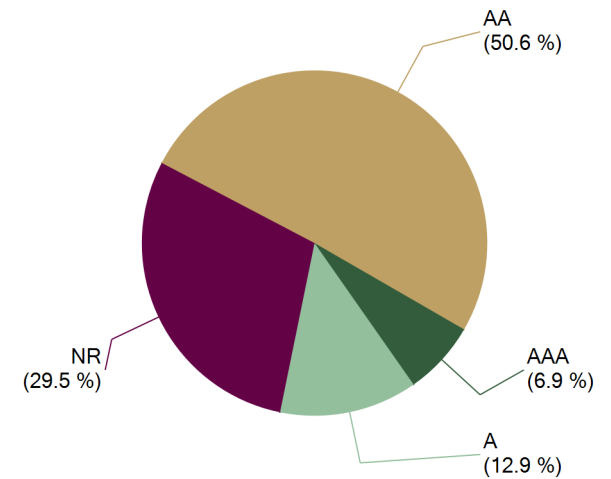
SECTOR ALLOCATION



MATURITY DISTRIBUTION



CREDIT QUALITY (S&P)





Holdings Report

As of 9/30/12

CUSIP	Security Description	Par Value/Units	Purchase Date Book Yield	Cost Value Book Value	Mkt Price Mkt YTM	Market Value Accrued Int.	% of Port. Gain/Loss	Moody S&P	Maturity Duration
AGENCY									
313396J20	FHLMC Discount Note 0.15% Due 10/2/2012	1,500,000.00	06/12/2012 0.15 %	1,499,300.00 1,499,993.75	100.00 0.15 %	1,499,993.75 0.00	0.81 % 0.00	P-1 A-1+	0.01 0.01
313384L80	FHLB Discount Note 0.17% Due 10/24/2012	2,000,000.00	05/17/2012 0.17 %	1,998,488.89 1,999,782.78	99.99 0.17 %	1,999,782.78 0.00	1.08 % 0.00	P-1 A-1+	0.07 0.07
313384M97	FHLB Discount Note 0.15% Due 11/2/2012	1,600,000.00	05/31/2012 0.15 %	1,598,966.67 1,599,786.67	99.99 0.15 %	1,599,786.67 0.00	0.87 % 0.00	P-1 A-1+	0.09 0.09
313396Q22	FHLMC Discount Note 0.16% Due 11/19/2012	800,000.00	07/25/2012 0.16 %	799,584.00 799,825.78	99.98 0.16 %	799,825.78 0.00	0.43 % 0.00	P-1 A-1+	0.14 0.14
31331JBV4	FFCB Note 1.75% Due 2/21/2013	1,700,000.00	05/30/2012 0.21 %	1,718,938.00 1,710,180.95	100.58 0.27 %	1,709,837.90 3,305.56	0.93 % (343.05)	Aaa AA+	0.39 0.39
313385EB8	FHLB Discount Note 0.19% Due 4/8/2013	1,600,000.00	05/23/2012 0.19 %	1,597,297.78 1,598,404.00	99.90 0.19 %	1,598,404.00 0.00	0.87 % 0.00	P-1 A-1+	0.52 0.52
880591DW9	Tennessee Valley Authority Note 4.75% Due 8/1/2013	382,000.00	05/17/2012 0.29 %	402,444.64 396,125.39	103.78 0.22 %	396,432.72 3,024.17	0.22 % 307.33	Aaa AA+	0.84 0.82
31331KB82	FFCB Note 0.35% Due 10/3/2013	700,000.00	05/11/2012 0.29 %	700,602.00 700,435.77	100.13 0.22 %	700,904.40 1,211.39	0.38 % 468.63	Aaa AA+	1.01 1.00
3133EALT3	FFCB Note 0.3% Due 11/18/2013	1,600,000.00	05/09/2012 0.28 %	1,600,560.00 1,600,415.22	100.07 0.23 %	1,601,193.60 1,773.33	0.87 % 778.38	Aaa AA+	1.13 1.13
3136FPEX1	FNMA Callable Note 1X 3/17/2011 1.125% Due 12/17/2013	1,500,000.00	05/18/2012 0.34 %	1,518,345.00 1,514,101.72	100.26 0.91 %	1,503,838.50 4,875.00	0.82 % (10,263.22)	Aaa AA+	1.21 1.20
313371UC8	FHLB Note 0.875% Due 12/27/2013	1,600,000.00	05/09/2012 0.29 %	1,615,104.00 1,611,454.71	100.80 0.23 %	1,612,766.40 3,655.56	0.88 % 1,311.69	Aaa AA+	1.24 1.23
3134G3JR2	FHLMC Note 0.45% Due 1/9/2014	2,175,000.00	05/11/2012 0.29 %	2,180,807.25 2,179,463.42	100.28 0.23 %	2,181,005.17 2,229.38	1.18 % 1,541.75	Aaa AA+	1.28 1.27
313376UF0	FHLB Note 0.375% Due 1/29/2014	1,600,000.00	05/10/2012 0.30 %	1,602,112.00 1,601,631.08	100.18 0.24 %	1,602,928.00 1,033.33	0.87 % 1,296.92	Aaa AA+	1.33 1.33
3133EADX3	FFCB Note 0.3% Due 2/21/2014	1,600,000.00	05/23/2012 0.32 %	1,599,504.00 1,599,605.07	100.06 0.26 %	1,600,888.00 533.33	0.87 % 1,282.93	Aaa AA+	1.39 1.39
3134G1SG0	FHLMC Callable Note 1X 3/3/2011 1.25% Due 3/3/2014	1,000,000.00	05/11/2012 0.37 %	1,015,830.00 1,012,461.91	101.20 0.40 %	1,012,004.00 972.22	0.55 % (457.91)	Aaa AA+	1.42 1.41
3133EALW6	FFCB Note 0.3% Due 4/23/2014	1,600,000.00	05/23/2012 0.34 %	1,598,800.00 1,599,023.18	100.04 0.28 %	1,600,616.00 2,106.67	0.87 % 1,592.82	Aaa AA+	1.56 1.56
313373JR4	FHLB Note 1.375% Due 5/28/2014	1,575,000.00	05/10/2012 0.33 %	1,608,457.73 1,602,052.84	101.98 0.18 %	1,606,158.23 7,399.22	0.87 % 4,105.39	Aaa AA+	1.66 1.64
3137EACU1	FHLMC Note 1% Due 7/30/2014	1,600,000.00	05/09/2012 0.37 %	1,622,161.60 1,618,226.62	101.30 0.29 %	1,620,720.00 2,711.11	0.88 % 2,493.38	Aaa AA+	1.83 1.82
3135G0BY8	FNMA Note 0.875% Due 8/28/2014	1,600,000.00	05/23/2012 0.44 %	1,615,488.00 1,613,050.42	101.11 0.29 %	1,617,747.20 1,283.33	0.88 % 4,696.78	Aaa AA+	1.91 1.90
3135G0DW0	FNMA Note 0.625% Due 10/30/2014	1,600,000.00	05/09/2012 0.44 %	1,607,428.80 1,606,244.14	100.65 0.31 %	1,610,374.40 4,194.44	0.88 % 4,130.26	Aaa AA+	2.08 2.06



Holdings Report

As of 9/30/12

CUSIP	Security Description	Par Value/Units	Purchase Date Book Yield	Cost Value Book Value	Mkt Price Mkt YTM	Market Value Accrued Int.	% of Port. Gain/Loss	Moody S&P	Maturity Duration
AGENCY									
3135G0KL6	FNMA Callable Note 1X 4/30/13 0.5% Due 10/30/2014	1,600,000.00	05/18/2012 0.54 %	1,598,400.00 1,598,638.57	100.06 0.40 %	1,600,892.80 3,355.56	0.87 % 2,254.23	Aaa AA+	2.08 1.37
3137EADA4	FHLMC Note 0.625% Due 12/29/2014	1,600,000.00	05/24/2012 0.61 %	1,600,432.00 1,600,373.22	100.61 0.35 %	1,609,825.60 2,555.56	0.87 % 9,452.38	Aaa AA+	2.25 2.23
3133XWX95	FHLB Note 2.75% Due 3/13/2015	1,700,000.00	05/30/2012 0.55 %	1,803,394.00 1,790,876.81	105.87 0.35 %	1,799,725.40 2,337.50	0.98 % 8,848.59	Aaa AA+	2.45 2.38
3137EADD8	FHLMC Note 0.5% Due 4/17/2015	1,600,000.00	05/11/2012 0.51 %	1,599,753.60 1,599,785.90	100.34 0.36 %	1,605,508.80 3,644.44	0.87 % 5,722.90	Aaa AA+	2.55 2.52
3135G0LC5	FNMA Callable Note Qtrly 11/29/12 0.7% Due 5/29/2015	885,000.00	05/09/2012 0.70 %	885,000.00 885,000.00	100.05 0.39 %	885,446.04 2,099.42	0.48 % 446.04	Aaa AA+	2.66 0.84
880591DY5	Tennessee Valley Authority Note 4.375% Due 6/15/2015	1,425,000.00	05/29/2012 0.61 %	1,586,580.75 1,568,546.53	110.78 0.37 %	1,578,666.30 18,356.77	0.87 % 10,119.77	Aaa AA+	2.71 2.56
3133EADW5	FFCB Note 0.55% Due 8/17/2015	1,825,000.00	Various 0.56 %	1,824,474.50 1,824,567.41	100.11 0.51 %	1,827,047.65 1,226.81	0.99 % 2,480.24	Aaa AA+	2.88 2.85
3137EACM9	FHLMC Note 1.75% Due 9/10/2015	1,535,000.00	05/09/2012 0.60 %	1,593,222.55 1,586,339.10	103.93 0.41 %	1,595,270.24 1,566.98	0.87 % 8,931.14	Aaa AA+	2.95 2.88
31398A4M1	FNMA Note 1.625% Due 10/26/2015	1,600,000.00	05/17/2012 0.69 %	1,650,848.00 1,645,342.17	103.66 0.43 %	1,658,491.20 11,194.44	0.90 % 13,149.03	Aaa AA+	3.07 2.98
31331VGU4	FFCB Note 4.875% Due 12/16/2015	511,000.00	05/18/2012 0.73 %	585,529.35 577,927.81	114.04 0.46 %	582,740.31 7,265.78	0.32 % 4,812.50	Aaa AA+	3.21 2.98
3135G0CM3	FNMA Note 1.25% Due 9/28/2016	1,600,000.00	05/29/2012 0.92 %	1,622,624.00 1,620,850.69	102.72 0.56 %	1,643,518.40 166.67	0.89 % 22,667.71	Aaa AA+	4.00 3.90
313379FW4	FHLB Note 1% Due 6/9/2017	935,000.00	09/14/2012 0.82 %	942,908.70 942,844.55	100.95 0.79 %	943,868.48 3,662.08	0.51 % 1,023.93	Aaa AA+	4.69 4.56
3133EAY28	FFCB Note 0.83% Due 9/21/2017	695,000.00	09/21/2012 0.81 %	695,611.60 695,609.92	100.12 0.81 %	695,810.37 160.24	0.38 % 200.45	Aaa AA+	4.98 4.86
Total Agency		46,843,000.00	0.42 %	47,488,999.41 47,398,968.10	0.34 %	47,502,019.09 97,900.29	25.80 % 103,050.99	Aaa AA+	1.79 1.71
CASH									
90CASH\$00	Cash Custodial Cash Account	407,755.15	Various 0.00 %	407,755.15 407,755.15	1.00 0.00 %	407,755.15 0.00	0.22 % 0.00	NR NR	0.00 0.00
Total Cash		407,755.15	N/A	407,755.15 407,755.15	0.00 %	407,755.15 0.00	0.22 % 0.00	NR NR	0.00 0.00
COMMERCIAL PAPER									
69372AKB7	Paccar Financial Discount CP 0.14% Due 10/11/2012	1,700,000.00	09/14/2012 0.14 %	1,699,821.50 1,699,933.89	100.00 0.14 %	1,699,933.89 0.00	0.92 % 0.00	P-1 A-1	0.03 0.03
40427RKJ9	HSBC USA Inc Discount CP 0.3% Due 10/19/2012	750,000.00	07/25/2012 0.30 %	749,468.75 749,888.81	99.99 0.30 %	749,888.81 0.00	0.41 % 0.00	P-1 A-1	0.05 0.05



Holdings Report

As of 9/30/12

CUSIP	Security Description	Par Value/Units	Purchase Date Book Yield	Cost Value Book Value	Mkt Price Mkt YTM	Market Value Accrued Int.	% of Port. Gain/Loss	Moody S&P	Maturity Duration
COMMERCIAL PAPER									
89233GKW5	Toyota Motor Credit Discount CP 0.38% Due 10/30/2012	1,600,000.00	05/03/2012 0.39 %	1,596,960.00 1,599,510.22	99.97 0.39 %	1,599,510.22 0.00	0.87 % 0.00	P-1 A-1+	0.08 0.08
4662J0L18	JP Morgan Discount CP 0.31% Due 11/1/2012	1,150,000.00	05/08/2012 0.31 %	1,148,247.21 1,149,693.01	99.97 0.31 %	1,149,693.01 0.00	0.62 % 0.00	P-1 A-1	0.09 0.09
36959HL54	General Electric Capital Corp Discount CP 0.32% Due 11/5/2012	1,000,000.00	05/08/2012 0.32 %	998,391.11 999,688.89	99.97 0.32 %	999,688.89 0.00	0.54 % 0.00	P-1 A-1+	0.10 0.10
14912DM55	Caterpillar Finance Corp Discount CP 0.23% Due 12/5/2012	1,000,000.00	06/08/2012 0.23 %	998,850.00 999,584.72	99.96 0.23 %	999,584.72 0.00	0.54 % 0.00	P-1 A-1	0.18 0.18
Total Commercial Paper		7,200,000.00	0.28 %	7,191,738.57 7,198,299.54	0.28 %	7,198,299.54 0.00	3.90 % 0.00	P1 A-1	0.08 0.08
LAIF									
90LAIF\$00	Local Agency Investment Fund State Pool	10,200,000.00	Various 0.34 %	10,200,000.00 10,200,000.00	1.00 0.34 %	10,200,000.00 14,973.64	5.54 % 0.00	NR NR	0.00 0.00
Total LAIF		10,200,000.00	0.34 %	10,200,000.00 10,200,000.00	0.34 %	10,200,000.00 14,973.64	5.54 % 0.00	NR NR	0.00 0.00
LGIP									
90CAMP\$00	Public Financial Management CAMP	1,000,000.00	03/31/2012 0.22 %	1,000,000.00 1,000,000.00	1.00 0.22 %	1,000,000.00 0.00	0.54 % 0.00	NR NR	0.00 0.00
Total LGIP		1,000,000.00	0.22 %	1,000,000.00 1,000,000.00	0.22 %	1,000,000.00 0.00	0.54 % 0.00	NR NR	0.00 0.00
MONEY MARKET FUND FI									
90CHECK\$1	Checking Deposit Bank Account	12,746,724.91	Various 0.00 %	12,746,724.91 12,746,724.91	1.00 0.00 %	12,746,724.91 0.00	6.91 % 0.00	NR NR	0.00 0.00
261908107	Dreyfus Treasury Cash Management Fd521	84,202.93	Various 0.01 %	84,202.93 84,202.93	1.00 0.01 %	84,202.93 0.00	0.05 % 0.00	Aaa AAA	0.00 0.00
261908107	Dreyfus Treasury Cash Management Fd521	27,527.93	Various 0.01 %	27,527.93 27,527.93	1.00 0.01 %	27,527.93 0.00	0.01 % 0.00	Aaa AAA	0.00 0.00
Total Money Market Fund FI		12,858,455.77	0.00 %	12,858,455.77 12,858,455.77	0.00 %	12,858,455.77 0.00	6.97 % 0.00	Aaa AAA	0.00 0.00
NEGOTIABLE CD									
06417DT54	Bank of Nova Scotia Floating Rate Yankee CD 0.648% Due 10/26/2012	5,000,000.00	07/26/2011 0.57 %	5,004,660.00 5,000,254.37	100.01 0.57 %	5,000,254.37 6,030.93	2.71 % 0.00	NR NR	0.07 0.07
89112XWE1	Toronto Dominion Bank CD 0.245% Due 11/9/2012	1,600,000.00	05/07/2012 0.24 %	1,600,000.00 1,600,000.00	100.00 0.24 %	1,600,000.00 1,589.78	0.87 % 0.00	P-1 A-1+	0.11 0.11



Holdings Report

As of 9/30/12

CUSIP	Security Description	Par Value/Units	Purchase Date Book Yield	Cost Value Book Value	Mkt Price Mkt YTM	Market Value Accrued Int.	% of Port. Gain/Loss	Moody S&P	Maturity Duration
NEGOTIABLE CD									
65556QTX1	Nordea Bank Finland Floating Rate Yankee CD 1.137% Due 11/13/2012	8,000,000.00	11/12/2009 1.14 %	8,000,000.00 8,000,000.00	100.00 1.14 %	8,000,000.00 12,377.94	4.34 % 0.00	Aa3 AA-	0.12 0.12
06738U5H8	Barclays Bank PLC Floating Rate Yankee CD 1.123% Due 11/30/2012	5,000,000.00	11/30/2009 1.12 %	5,000,000.00 5,000,000.00	100.00 1.12 %	5,000,000.00 4,990.00	2.71 % 0.00	NR NR	0.17 0.17
06740MVL4	Barclays Bank PLC Floating Rate Yankee CD 1.189% Due 2/7/2013	5,000,000.00	02/07/2011 1.19 %	5,000,000.00 5,000,000.00	100.00 1.19 %	5,000,000.00 9,085.31	2.71 % 0.00	NR NR	0.36 0.11
06366US33	Bank of Montreal Chicago Floating Rate Yankee CD 0.697% Due 5/13/2013	5,000,000.00	05/12/2011 0.70 %	5,000,000.00 5,000,000.00	100.00 0.70 %	5,000,000.00 4,741.77	2.71 % 0.00	NR NR	0.62 0.12
22532XBQ0	Credit Agricole Floating Rate Yankee CD 1.442% Due 5/6/2014	5,000,000.00	05/03/2011 1.44 %	5,000,000.00 5,000,000.00	100.00 1.44 %	5,000,000.00 11,212.44	2.72 % 0.00	NR NR	1.60 0.09
06366WJB1	Bank of Montreal Floating Rate Yankee CD 0.974% Due 9/12/2014	5,000,000.00	05/03/2012 0.97 %	5,000,000.00 5,000,000.00	100.00 0.97 %	5,000,000.00 2,570.94	2.71 % 0.00	Aa2 NR	1.95 0.20
Total Negotiable CD		39,600,000.00	1.00 %	39,604,660.00 39,600,254.37	1.00 %	39,600,254.37 52,599.11	21.49 % 0.00	Aa2 AA	0.63 0.13
US CORPORATE									
9612E0AX5	Westpac Banking Corp Floating Rate Note 1.005% Due 10/23/2012	5,000,000.00	08/25/2011 0.64 %	5,021,735.00 5,001,125.11	100.02 0.63 %	5,001,200.00 9,771.81	2.72 % 74.89	Aa2 AA-	0.06 0.06
6325C0BA8	National Australia Bank Floating Rate Note 0.941% Due 1/8/2013	5,000,000.00	05/12/2010 1.02 %	4,990,010.00 4,998,982.50	100.14 0.44 %	5,006,910.00 10,973.67	2.72 % 7,927.50	Aa2 AA-	0.27 0.02
46623EJA8	JP Morgan Chase Floating Rate Note 1.081% Due 2/26/2013	6,348,000.00	05/12/2010 1.00 %	6,361,762.46 6,349,994.95	100.30 0.35 %	6,367,285.22 6,860.60	3.45 % 17,290.27	A2 A	0.41 0.16
225434AP4	Credit Suisse USA Inc. Floating Rate Note 0.708% Due 4/12/2013	5,000,000.00	12/18/2009 0.94 %	4,961,975.00 4,993,939.86	100.11 0.51 %	5,005,425.00 7,960.50	2.72 % 11,485.14	A1 A+	0.53 0.03
91159HGY0	US Bancorp Callable Note Cont 8/13/13 1.375% Due 9/13/2013	1,200,000.00	05/09/2012 0.51 %	1,212,876.00 1,208,922.84	100.85 0.39 %	1,210,256.40 825.00	0.66 % 1,333.56	Aa3 A+	0.95 0.86
74153WBJ7	Pricoa Global Funding Floating Rate Note 0.564% Due 9/27/2013	3,000,000.00	11/18/2009 1.36 %	2,908,533.00 2,976,565.23	99.69 0.93 %	2,990,694.00 187.83	1.62 % 14,128.77	A2 AA-	0.99 0.24
74254PPF3	Principal Life Inc Fdg Floating Rate Note 0.619% Due 11/8/2013	4,270,000.00	12/23/2010 0.89 %	4,236,792.21 4,257,266.66	100.08 0.54 %	4,273,531.29 3,963.73	2.32 % 16,264.63	Aa3 A+	1.11 0.11
166751AH0	ChevronTexaco Corp Note 3.95% Due 3/3/2014	1,000,000.00	05/10/2012 0.50 %	1,061,700.00 1,048,646.27	104.98 0.44 %	1,049,805.00 3,072.22	0.57 % 1,158.73	Aa1 AA	1.42 1.39
59157BAF9	Metlife Institutional Floating Rate Note 1.361% Due 4/4/2014	5,000,000.00	04/19/2011 1.12 %	5,035,915.00 5,018,273.13	100.79 0.84 %	5,039,615.00 16,629.56	2.74 % 21,341.87	Aa3 AA-	1.51 0.01



Holdings Report

As of 9/30/12

CUSIP	Security Description	Par Value/Units	Purchase Date Book Yield	Cost Value Book Value	Mkt Price Mkt YTM	Market Value Accrued Int.	% of Port. Gain/Loss	Moody S&P	Maturity Duration
US CORPORATE									
38259PAA0	Google Inc Note 1.25% Due 5/19/2014	1,000,000.00	05/23/2012 0.48 %	1,015,060.00 1,012,445.42	101.48 0.34 %	1,014,758.00 4,583.33	0.55 % 2,312.58	Aa2 AA-	1.63 1.61
594918AB0	Microsoft Note 2.95% Due 6/1/2014	950,000.00	05/23/2012 0.48 %	996,683.00 988,722.05	104.29 0.37 %	990,710.35 9,341.67	0.54 % 1,988.30	Aaa AAA	1.67 1.62
36962GK86	General Electric Capital Corp Note 4.75% Due 9/15/2014	1,182,000.00	Various 1.14 %	1,277,709.46 1,264,126.08	107.55 0.86 %	1,271,196.08 2,495.34	0.69 % 7,070.00	A1 AA+	1.96 1.88
94974BET3	Wells Fargo Corp Note 3.75% Due 10/1/2014	950,000.00	05/03/2012 1.16 %	1,007,950.00 998,291.67	106.07 0.69 %	1,007,677.35 17,812.50	0.56 % 9,385.68	A2 A+	2.00 1.91
74005PAQ7	Praxair Note 5.25% Due 11/15/2014	350,000.00	Various 0.67 %	389,276.39 383,642.57	109.45 0.76 %	383,087.60 6,941.67	0.21 % (554.97)	A2 A	2.13 2.00
09247XAD3	Blackrock Inc Note 3.5% Due 12/10/2014	1,050,000.00	Various 0.76 %	1,121,577.00 1,112,278.86	106.47 0.53 %	1,117,922.40 11,331.25	0.61 % 5,643.54	A1 A+	2.19 2.11
084670AV0	Berkshire Hathaway Note 3.2% Due 2/11/2015	1,475,000.00	05/17/2012 0.86 %	1,567,482.50 1,555,213.46	106.08 0.61 %	1,564,631.33 6,555.56	0.85 % 9,417.87	Aa2 AA+	2.37 2.28
40428HPG1	HSBC USA Inc Note 2.375% Due 2/13/2015	1,000,000.00	05/15/2012 1.89 %	1,012,780.00 1,011,043.66	102.94 1.11 %	1,029,440.00 3,166.67	0.56 % 18,396.34	A2 A+	2.37 2.30
06406HCC1	Bank of New York Callable Note Cont 1/20/15 1.2% Due 2/20/2015	366,000.00	07/17/2012 0.68 %	370,856.82 370,481.64	101.35 0.63 %	370,935.14 500.20	0.20 % 453.50	Aa3 A+	2.39 1.53
713448BX5	Pepsico Inc. Note 0.75% Due 3/5/2015	1,000,000.00	05/03/2012 0.70 %	1,001,450.00 1,001,244.67	100.63 0.49 %	1,006,257.00 541.67	0.55 % 5,012.33	Aa3 A-	2.43 2.41
191216AX8	Coca Cola Company Note 0.75% Due 3/13/2015	1,000,000.00	05/17/2012 0.64 %	1,003,080.00 1,002,683.36	100.87 0.39 %	1,008,749.00 375.00	0.55 % 6,065.64	Aa3 AA-	2.45 2.43
931142CX9	Wal-Mart Stores Note 1.5% Due 10/25/2015	975,000.00	05/10/2012 0.75 %	999,784.50 997,045.99	103.16 0.46 %	1,005,846.08 6,337.50	0.55 % 8,800.09	Aa2 AA	3.07 2.99
459200GU9	IBM Corp Note 2% Due 1/5/2016	950,000.00	05/07/2012 0.98 %	984,713.00 980,968.68	104.47 0.62 %	992,434.60 4,538.89	0.54 % 11,465.92	Aa3 AA-	3.27 3.15
46625HJA9	JP Morgan Chase Note 3.15% Due 7/5/2016	950,000.00	05/07/2012 2.12 %	988,570.00 984,908.77	105.77 1.57 %	1,004,804.55 7,148.75	0.55 % 19,895.78	A2 A	3.76 3.53
24422ERF8	John Deere Capital Corp Note 1.85% Due 9/15/2016	975,000.00	05/03/2012 1.27 %	999,072.75 996,863.69	103.32 0.99 %	1,007,324.18 801.67	0.55 % 10,460.49	A2 A	3.96 3.82
Total US Corporate		49,991,000.00	0.96 %	50,527,344.09 50,513,677.12	0.60 %	50,720,495.57 142,716.59	27.57 % 206,818.45	A1 AA-	1.22 0.81
US TREASURY									
912828RS1	US Treasury Note 0.25% Due 11/30/2013	1,600,000.00	05/09/2012 0.24 %	1,600,192.86 1,600,144.05	100.05 0.21 %	1,600,812.80 1,344.26	0.87 % 668.75	Aaa AA+	1.17 1.16
912828SB7	US Treasury Note 0.25% Due 1/31/2014	1,600,000.00	05/09/2012 0.25 %	1,599,880.36 1,599,907.66	100.05 0.21 %	1,600,750.40 673.91	0.87 % 842.74	Aaa AA+	1.34 1.33
912828QM5	US Treasury Note 1% Due 5/15/2014	1,600,000.00	05/30/2012 0.29 %	1,622,067.86 1,618,266.25	101.24 0.23 %	1,619,875.20 6,043.48	0.88 % 1,608.95	Aaa AA+	1.62 1.61



Holdings Report

As of 9/30/12

CUSIP	Security Description	Par Value/Units	Purchase Date Book Yield	Cost Value Book Value	Mkt Price Mkt YTM	Market Value Accrued Int.	% of Port. Gain/Loss	Moody S&P	Maturity Duration
US TREASURY									
912828RG7	US Treasury Note 0.25% Due 9/15/2014	1,600,000.00	05/09/2012 0.30 %	1,598,005.36 1,598,340.12	100.01 0.25 %	1,600,124.80 176.80	0.87 % 1,784.68	Aaa AA+	1.96 1.95
912828RV4	US Treasury Note 0.25% Due 12/15/2014	1,600,000.00	05/10/2012 0.34 %	1,596,442.86 1,596,979.43	99.98 0.26 %	1,599,625.60 1,180.33	0.87 % 2,646.17	Aaa AA+	2.21 2.20
912828RZ5	US Treasury Note 0.25% Due 1/15/2015	1,600,000.00	05/10/2012 0.35 %	1,595,942.86 1,596,535.48	99.97 0.26 %	1,599,500.80 847.83	0.87 % 2,965.32	Aaa AA+	2.29 2.28
912828SE1	US Treasury Note 0.25% Due 2/15/2015	1,600,000.00	05/10/2012 0.36 %	1,595,130.36 1,595,819.82	99.94 0.28 %	1,599,000.00 510.87	0.87 % 3,180.18	Aaa AA+	2.38 2.37
912828NV8	US Treasury Note 1.25% Due 8/31/2015	1,550,000.00	05/18/2012 0.45 %	1,590,147.77 1,585,686.91	102.72 0.31 %	1,592,141.40 1,659.19	0.86 % 6,454.49	Aaa AA+	2.92 2.87
912828PE4	US Treasury Note 1.25% Due 10/31/2015	1,825,000.00	Various 0.48 %	1,872,061.78 1,867,596.88	102.80 0.34 %	1,876,185.78 9,546.53	1.02 % 8,588.90	Aaa AA+	3.08 3.02
Total US Treasury		14,575,000.00	0.34 %	14,669,872.07 14,659,276.60	0.26 %	14,688,016.78 21,983.20	7.97 % 28,740.18	Aaa AA+	2.13 2.10
TOTAL PORTFOLIO		182,675,210.92	0.65 %	183,948,825.06 183,836,686.65	0.52 %	184,175,296.27 330,172.83	100.00 % 338,609.62	Aa2 AA	1.11 0.86
TOTAL MARKET VALUE PLUS ACCRUED						184,505,469.10			