



PORTFOLIO CHARACTERISTICS

Average Duration	1.04
Average Coupon	0.81 %
Average Purchase YTM	0.51 %
Average Market YTM	0.40 %
Average S&P/Moody Rating	AA/Aa1
Average Final Maturity	1.10 yrs
Average Life	1.05 yrs

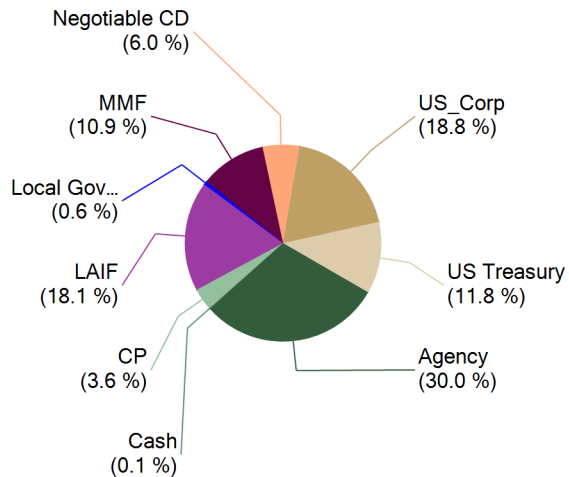
ACCOUNT SUMMARY

	Beg. Values as of 9/30/13	End Values as of 10/31/13
Market Value	170,645,960	165,861,615
Accrued Interest	312,518	284,038
Total Market Value	170,958,478	166,145,653
Income Earned	67,328	69,565
Cont/WD		
Par	169,756,561	164,884,354
Book Value	170,546,693	165,642,431
Cost Value	171,210,668	166,272,517

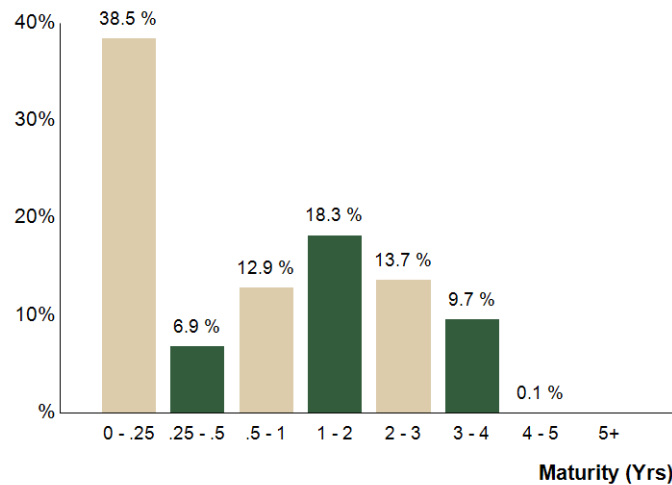
TOP ISSUERS

Issuer	% Portfolio
Local Agency Investment Fund	18.1 %
Government of United States	11.8 %
Custodial Checking Account	10.8 %
Federal Home Loan Bank	8.0 %
Federal National Mortgage Assoc	7.8 %
Federal Home Loan Mortgage Corp	7.4 %
Federal Farm Credit Bank	5.9 %
Metlife Inc	3.0 %
	72.8 %

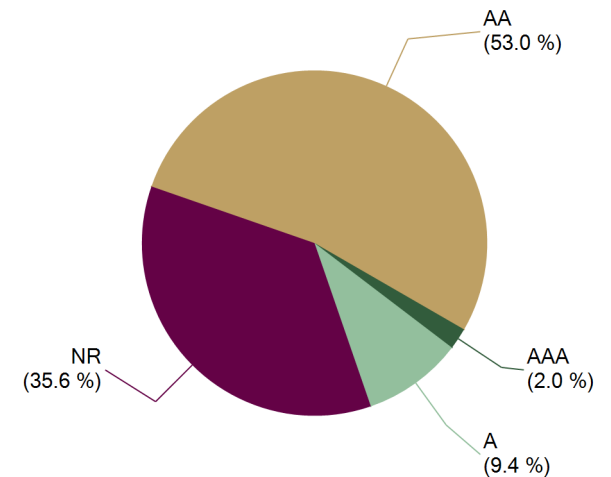
SECTOR ALLOCATION



MATURITY DISTRIBUTION



CREDIT QUALITY (S&P)





Holdings Report

As of 10/31/13

CUSIP	Security Description	Par Value/Units	Purchase Date Book Yield	Cost Value Book Value	Mkt Price Mkt YTM	Market Value Accrued Int.	% of Port. Gain/Loss	Moody S&P	Maturity Duration
AGENCY									
3133EALT3	FFCB Note 0.3% Due 11/18/2013	1,600,000.00	05/09/2012 0.28 %	1,600,560.00 1,600,017.09	100.01 0.11 %	1,600,144.00 2,173.33	0.96 % 126.91	Aaa AA+	0.05 0.05
3136FPEX1	FNMA Callable Note 1X 3/17/2011 1.125% Due 12/17/2013	1,500,000.00	05/18/2012 0.34 %	1,518,345.00 1,501,467.60	100.13 0.11 %	1,501,944.00 6,281.25	0.91 % 476.40	Aaa AA+	0.13 0.13
313371UC8	FHLB Note 0.875% Due 12/27/2013	1,600,000.00	05/09/2012 0.29 %	1,615,104.00 1,601,419.17	100.12 0.10 %	1,601,928.00 4,822.22	0.97 % 508.83	Aaa AA+	0.16 0.16
313376UF0	FHLB Note 0.375% Due 1/29/2014	1,600,000.00	05/10/2012 0.30 %	1,602,112.00 1,600,299.31	100.07 0.10 %	1,601,075.20 1,533.33	0.96 % 775.89	Aaa AA+	0.25 0.24
313397SQ5	FHLMC Discount Note 0.16% Due 2/3/2014	250,000.00	03/26/2013 0.16 %	249,653.33 249,895.89	99.96 0.16 %	249,895.89 0.00	0.15 % 0.00	P-1 A-1+	0.26 0.26
3133EADX3	FFCB Note 0.3% Due 2/21/2014	1,600,000.00	05/23/2012 0.32 %	1,599,504.00 1,599,912.93	100.06 0.11 %	1,600,928.00 933.33	0.96 % 1,015.07	Aaa AA+	0.31 0.31
3134G1SG0	FHLMC Callable Note 1X 3/3/2011 1.25% Due 3/3/2014	1,000,000.00	05/11/2012 0.37 %	1,015,830.00 1,002,935.05	100.34 0.26 %	1,003,350.00 2,013.89	0.61 % 414.95	Aaa AA+	0.34 0.34
3133EALW6	FFCB Note 0.3% Due 4/23/2014	1,600,000.00	05/23/2012 0.34 %	1,598,800.00 1,599,703.00	100.08 0.13 %	1,601,288.00 106.67	0.96 % 1,585.00	Aaa AA+	0.48 0.48
313373JR4	FHLB Note 1.375% Due 5/28/2014	1,575,000.00	05/10/2012 0.33 %	1,608,457.73 1,584,316.21	100.71 0.14 %	1,586,187.23 9,203.91	0.96 % 1,871.02	Aaa AA+	0.57 0.57
3135G0BY8	FNMA Note 0.875% Due 8/28/2014	1,600,000.00	05/23/2012 0.44 %	1,615,488.00 1,605,625.18	100.58 0.17 %	1,609,217.60 2,450.00	0.97 % 3,592.42	Aaa AA+	0.82 0.82
3135G0DW0	FNMA Note 0.625% Due 10/30/2014	1,600,000.00	05/09/2012 0.44 %	1,607,428.80 1,602,986.33	100.44 0.18 %	1,607,091.20 27.78	0.97 % 4,104.87	Aaa AA+	1.00 1.00
3137EADA4	FHLMC Note 0.625% Due 12/29/2014	1,600,000.00	05/24/2012 0.61 %	1,600,432.00 1,600,192.76	100.47 0.22 %	1,607,595.20 3,388.89	0.97 % 7,402.44	Aaa AA+	1.16 1.16
3133XWX95	FHLB Note 2.75% Due 3/13/2015	1,700,000.00	05/30/2012 0.55 %	1,803,394.00 1,750,577.58	103.42 0.24 %	1,758,117.90 6,233.33	1.06 % 7,540.32	Aaa AA+	1.36 1.35
3137EADD8	FHLMC Note 0.5% Due 4/17/2015	1,600,000.00	05/11/2012 0.51 %	1,599,753.60 1,599,877.26	100.35 0.26 %	1,605,571.20 311.11	0.97 % 5,693.94	Aaa AA+	1.46 1.46
880591DY5	Tennessee Valley Authority Note 4.375% Due 6/15/2015	1,425,000.00	05/29/2012 0.61 %	1,586,580.75 1,510,953.40	106.35 0.44 %	1,515,461.85 23,552.08	0.93 % 4,508.45	Aaa AA+	1.62 1.56
3133EADW5	FFCB Note 0.55% Due 8/17/2015	1,825,000.00	Various 0.56 %	1,824,474.50 1,824,730.56	100.21 0.43 %	1,828,817.90 2,063.27	1.10 % 4,087.34	Aaa AA+	1.79 1.78
3133EC7H1	FFCB Note 0.34% Due 8/17/2015	1,900,000.00	12/19/2012 0.42 %	1,895,858.00 1,897,207.35	100.03 0.32 %	1,900,583.30 1,327.89	1.14 % 3,375.95	Aaa AA+	1.79 1.79
3135G0NV1	FNMA Note 0.5% Due 9/28/2015	1,375,000.00	10/24/2013 0.35 %	1,378,932.50 1,378,893.34	100.28 0.35 %	1,378,876.13 630.21	0.83 % (17.21)	Aaa AA+	1.91 1.90
31398A4M1	FNMA Note 1.625% Due 10/26/2015	1,600,000.00	05/17/2012 0.69 %	1,650,848.00 1,629,310.47	102.49 0.37 %	1,639,795.20 361.11	0.99 % 10,484.73	Aaa AA+	1.99 1.96
3134G3W55	FHLMC Note 0.45% Due 11/24/2015	1,950,000.00	12/14/2012 0.41 %	1,952,067.00 1,951,451.91	100.13 0.39 %	1,952,482.35 3,826.88	1.18 % 1,030.44	Aaa AA+	2.07 2.05



Holdings Report

As of 10/31/13

CUSIP	Security Description	Par Value/Units	Purchase Date Book Yield	Cost Value Book Value	Mkt Price Mkt YTM	Market Value Accrued Int.	% of Port. Gain/Loss	Moody S&P	Maturity Duration
AGENCY									
313371NW2	FHLB Note 1.375% Due 12/11/2015	1,200,000.00	01/04/2013 0.46 %	1,231,848.00 1,223,004.65	102.11 0.37 %	1,225,309.20 6,416.67	0.74 % 2,304.55	Aaa AA+	2.11 2.07
31331VGU4	FFCB Note 4.875% Due 12/16/2015	511,000.00	05/18/2012 0.73 %	585,529.35 555,294.67	109.45 0.40 %	559,281.32 9,341.72	0.34 % 3,986.65	Aaa AA+	2.13 2.01
313382B77	FHLB Note 0.42% Due 2/12/2016	1,700,000.00	02/22/2013 0.46 %	1,697,960.00 1,698,429.46	99.93 0.45 %	1,698,867.80 1,566.83	1.02 % 438.34	Aaa AA+	2.28 2.27
3137EADQ9	FHLMC Note 0.5% Due 5/13/2016	1,150,000.00	Various 0.71 %	1,143,385.05 1,144,070.58	99.96 0.52 %	1,149,504.35 2,683.33	0.69 % 5,433.77	Aaa AA+	2.53 2.51
313373SZ6	FHLB Note 2.125% Due 6/10/2016	375,000.00	01/04/2013 0.56 %	394,788.75 390,095.26	104.10 0.54 %	390,367.50 3,121.09	0.24 % 272.24	Aaa AA+	2.61 2.53
3135G0CM3	FNMA Note 1.25% Due 9/28/2016	1,600,000.00	05/29/2012 0.92 %	1,622,624.00 1,615,187.54	101.80 0.62 %	1,628,779.20 1,833.33	0.98 % 13,591.66	Aaa AA+	2.91 2.85
3137EADS5	FHLMC Note 0.875% Due 10/14/2016	1,350,000.00	10/24/2013 0.70 %	1,357,020.00 1,356,974.71	100.80 0.60 %	1,360,852.65 492.19	0.82 % 3,877.94	Aaa AA+	2.96 2.91
3133786Q9	FHLB Note 1% Due 2/13/2017	1,725,000.00	10/17/2012 0.75 %	1,743,285.00 1,738,896.14	100.96 0.70 %	1,741,535.85 3,737.50	1.05 % 2,639.71	Aaa AA+	3.29 3.22
3135G0UY7	FNMA Callable Note 1X 2/27/15 1% Due 2/27/2017	970,000.00	04/24/2013 0.48 %	979,215.00 976,613.44	100.47 0.64 %	974,538.63 1,724.44	0.59 % (2,074.81)	Aaa AA+	3.33 3.00
3137EADC0	FHLMC Note 1% Due 3/8/2017	1,650,000.00	10/29/2013 0.83 %	1,659,108.00 1,659,093.13	100.69 0.79 %	1,661,355.30 2,429.17	1.00 % 2,262.17	Aaa AA+	3.35 3.29
3135G0JA2	FNMA Note 1.125% Due 4/27/2017	900,000.00	09/23/2013 1.08 %	901,548.00 901,503.13	100.86 0.87 %	907,745.40 112.50	0.55 % 6,242.27	Aaa AA+	3.49 3.42
313379FW4	FHLB Note 1% Due 6/9/2017	1,710,000.00	Various 0.76 %	1,727,890.70 1,724,593.48	100.15 0.96 %	1,712,590.66 6,745.00	1.03 % (12,002.82)	Aaa AA+	3.61 3.52
3137EADJ5	FHLMC Note 1% Due 7/28/2017	1,600,000.00	07/29/2013 1.17 %	1,589,550.40 1,590,223.64	100.35 0.91 %	1,605,566.40 4,133.33	0.97 % 15,342.76	Aaa AA+	3.74 3.66
3135G0MZ3	FNMA Note 0.875% Due 8/28/2017	1,750,000.00	Various 1.12 %	1,732,254.00 1,733,891.49	99.32 1.06 %	1,738,180.50 2,679.69	1.05 % 4,289.01	Aaa AA+	3.83 3.75
3133EAY28	FFCB Note 0.83% Due 9/21/2017	695,000.00	09/21/2012 0.81 %	695,611.60 695,476.92	99.01 1.09 %	688,146.61 640.94	0.41 % (7,330.31)	Aaa AA+	3.89 3.81
Total Agency		49,386,000.00	0.57 %	49,985,241.06 49,695,120.63	0.42 %	49,792,971.52 118,898.21	30.04 % 97,850.89	Aaa AA+	1.84 1.81
CASH									
90CASH\$00	Cash Custodial Cash Account	207,742.61	Various 0.00 %	207,742.61 207,742.61	1.00 0.00 %	207,742.61 0.00	0.13 % 0.00	NR NR	0.00 0.00
Total Cash		207,742.61	N/A	207,742.61 207,742.61	0.00 %	207,742.61 0.00	0.13 % 0.00	NR NR	0.00 0.00



Holdings Report

As of 10/31/13

CUSIP	Security Description	Par Value/Units	Purchase Date Book Yield	Cost Value Book Value	Mkt Price Mkt YTM	Market Value Accrued Int.	% of Port. Gain/Loss	Moody S&P	Maturity Duration
COMMERCIAL PAPER									
89233GYR1	Toyota Motor Credit Discount CP 0.23% Due 11/25/2013	1,600,000.00	04/24/2013 0.23 %	1,597,853.33 1,599,754.67	99.98 0.23 %	1,599,754.67 0.00	0.96 % 0.00	P-1 A-1+	0.07 0.07
4662J0Z21	JP Morgan Discount CP 0.3% Due 12/2/2013	470,000.00	06/27/2013 0.30 %	469,381.17 469,878.58	99.97 0.30 %	469,878.58 0.00	0.28 % 0.00	P-1 A-1	0.09 0.09
06416JZG1	Bank of Nova Scotia Discount CP 0.22% Due 12/16/2013	2,000,000.00	05/14/2013 0.22 %	1,997,372.22 1,999,450.00	99.97 0.22 %	1,999,450.00 0.00	1.20 % 0.00	P-1 A-1	0.13 0.13
06538CBD2	Bank of Tokyo Mitsubishi NY Discount CP 0.21% Due 2/13/2014	1,950,000.00	10/15/2013 0.21 %	1,948,635.00 1,948,817.00	99.94 0.21 %	1,948,817.00 0.00	1.17 % 0.00	P-1 A-1	0.29 0.29
Total Commercial Paper		6,020,000.00	0.23 %	6,013,241.72 6,017,900.25	0.23 %	6,017,900.25 0.00	3.62 % 0.00	P1 A-1	0.16 0.16
LAIF									
90LAIF\$00	Local Agency Investment Fund State Pool	30,000,000.00	Various 0.26 %	30,000,000.00 30,000,000.00	1.00 0.26 %	30,000,000.00 5,985.53	18.06 % 0.00	NR NR	0.00 0.00
Total LAIF		30,000,000.00	0.26 %	30,000,000.00 30,000,000.00	0.26 %	30,000,000.00 5,985.53	18.06 % 0.00	NR NR	0.00 0.00
LOCAL GOV INVESTMENT POOL									
90CAMP\$00	Public Financial Management CAMP	1,000,000.00	Various 0.08 %	1,000,000.00 1,000,000.00	1.00 0.08 %	1,000,000.00 0.00	0.60 % 0.00	NR NR	0.00 0.00
Total Local Gov Investment Pool		1,000,000.00	0.08 %	1,000,000.00 1,000,000.00	0.08 %	1,000,000.00 0.00	0.60 % 0.00	NR NR	0.00 0.00
MONEY MARKET FUND FI									
90CHECK\$1	Checking Deposit Bank Account	17,924,678.90	Various 0.00 %	17,924,678.90 17,924,678.90	1.00 0.00 %	17,924,678.90 0.00	10.79 % 0.00	NR NR	0.00 0.00
261908107	Dreyfus Treasury Cash Management Fd521	50,864.96	Various 0.01 %	50,864.96 50,864.96	1.00 0.01 %	50,864.96 0.00	0.03 % 0.00	Aaa AAA	0.00 0.00
261908107	Dreyfus Treasury Cash Management Fd521	67,067.55	Various 0.01 %	67,067.55 67,067.55	1.00 0.01 %	67,067.55 0.00	0.04 % 0.00	Aaa AAA	0.00 0.00
Total Money Market Fund FI		18,042,611.41	0.00 %	18,042,611.41 18,042,611.41	0.00 %	18,042,611.41 0.00	10.86 % 0.00	Aaa AAA	0.00 0.00
NEGOTIABLE CD									
22532XBQ0	Credit Agricole Floating Rate Yankee CD 1.266% Due 5/6/2014	5,000,000.00	05/03/2011 1.27 %	5,000,000.00 5,000,000.00	100.00 1.27 %	5,000,000.00 15,292.67	3.02 % 0.00	NR NR	0.51 0.01



Holdings Report

As of 10/31/13

CUSIP	Security Description	Par Value/Units	Purchase Date Book Yield	Cost Value Book Value	Mkt Price Mkt YTM	Market Value Accrued Int.	% of Port. Gain/Loss	Moody S&P	Maturity Duration
NEGOTIABLE CD									
06366WJB1	Bank of Montreal Floating Rate Yankee CD 0.826% Due 9/12/2014	5,000,000.00	05/03/2012 0.83 %	5,000,000.00 5,000,000.00	100.00 0.83 %	5,000,000.00 5,735.42	3.01 % 0.00	Aa3 NR	0.87 0.12
Total Negotiable CD		10,000,000.00	1.05 %	10,000,000.00	1.05 %	10,000,000.00 21,028.09	6.03 % 0.00	Aa3 NR	0.69 0.06
US CORPORATE									
74254PPF3	Principal Life Inc Fdg Floating Rate Note 0.446% Due 11/8/2013	4,270,000.00	12/23/2010 0.72 %	4,236,792.21 4,269,778.83	100.00 0.37 %	4,270,072.59 4,500.58	2.57 % 293.76	Aa3 A+	0.02 0.02
59157BAF9	Metlife Institutional Floating Rate Note 1.143% Due 4/4/2014	5,000,000.00	04/19/2011 0.90 %	5,035,915.00 5,005,116.48	100.40 0.22 %	5,019,920.00 4,285.69	3.02 % 14,803.52	Aa3 AA-	0.42 0.18
38259PAA0	Google Inc Note 1.25% Due 5/19/2014	1,000,000.00	05/23/2012 0.48 %	1,015,060.00 1,004,162.42	100.57 0.22 %	1,005,668.00 5,625.00	0.61 % 1,505.58	Aa2 AA	0.55 0.55
594918AB0	Microsoft Note 2.95% Due 6/1/2014	1,347,000.00	Various 0.43 %	1,409,574.91 1,366,572.19	101.50 0.38 %	1,367,179.41 16,556.87	0.83 % 607.22	Aaa AAA	0.58 0.58
94974BET3	Wells Fargo Corp Note 3.75% Due 10/1/2014	950,000.00	05/03/2012 1.16 %	1,007,950.00 972,095.09	103.03 0.44 %	978,744.15 2,968.75	0.59 % 6,649.06	A2 A+	0.92 0.91
74005PAQ7	Praxair Note 5.25% Due 11/15/2014	350,000.00	Various 0.67 %	389,276.39 366,452.30	104.92 0.50 %	367,217.55 8,472.92	0.23 % 765.25	A2 A	1.04 1.00
09247XAD3	Blackrock Inc Note 3.5% Due 12/10/2014	1,050,000.00	Various 0.76 %	1,121,577.00 1,081,450.83	103.39 0.43 %	1,085,631.75 14,393.75	0.66 % 4,180.92	A1 A+	1.11 1.08
084670AV0	Berkshire Hathaway Note 3.2% Due 2/11/2015	1,475,000.00	05/17/2012 0.86 %	1,567,482.50 1,518,406.36	103.55 0.41 %	1,527,368.40 10,488.89	0.93 % 8,962.04	Aa2 AA	1.28 1.25
06406HCC1	Bank of New York Callable Note Cont 1/20/15 1.2% Due 2/20/2015	366,000.00	07/17/2012 0.66 %	370,856.82 368,364.64	100.87 0.48 %	369,183.47 866.20	0.22 % 818.83	Aa3 A+	1.31 1.21
713448BX5	Pepsico Inc. Note 0.75% Due 3/5/2015	1,000,000.00	05/03/2012 0.70 %	1,001,450.00 1,000,687.73	100.40 0.45 %	1,004,021.00 1,166.67	0.61 % 3,333.27	A1 A-	1.34 1.34
191216AX8	Coca Cola Company Note 0.75% Due 3/13/2015	1,000,000.00	05/17/2012 0.64 %	1,003,080.00 1,001,493.42	100.54 0.35 %	1,005,443.00 1,000.00	0.61 % 3,949.58	Aa3 AA-	1.36 1.36
94974BEU0	Wells Fargo Corp Note 3.625% Due 4/15/2015	450,000.00	12/14/2012 0.77 %	479,529.00 468,477.41	104.32 0.64 %	469,433.25 725.00	0.28 % 955.84	A2 A+	1.45 1.43
931142CX9	Wal-Mart Stores Note 1.5% Due 10/25/2015	975,000.00	05/10/2012 0.75 %	999,784.50 989,244.19	101.97 0.50 %	994,165.58 243.75	0.60 % 4,921.39	Aa2 AA	1.98 1.96
459200GU9	IBM Corp Note 2% Due 1/5/2016	1,175,000.00	Various 0.91 %	1,217,806.25 1,202,444.56	102.80 0.70 %	1,207,881.20 7,572.22	0.73 % 5,436.64	Aa3 AA-	2.18 2.12
037833AH3	Apple Inc Note 0.45% Due 5/3/2016	1,225,000.00	05/22/2013 0.54 %	1,221,729.25 1,222,208.72	99.56 0.63 %	1,219,665.13 2,725.63	0.74 % (2,543.59)	Aa1 AA+	2.51 2.48
46625HJA9	JP Morgan Chase Note 3.15% Due 7/5/2016	950,000.00	05/07/2012 2.12 %	988,570.00 974,840.40	105.03 1.23 %	997,793.55 9,642.50	0.61 % 22,953.15	A2 A	2.68 2.55



Holdings Report

As of 10/31/13

CUSIP	Security Description	Par Value/Units	Purchase Date Book Yield	Cost Value Book Value	Mkt Price Mkt YTM	Market Value Accrued Int.	% of Port. Gain/Loss	Moody S&P	Maturity Duration
US CORPORATE									
06406HBX6	Bank of New York Note 2.3% Due 7/28/2016	1,325,000.00	Various 0.93 %	1,390,154.12 1,373,855.92	103.75 0.91 %	1,374,688.83 7,872.70	0.83 % 832.91	Aa3 A+	2.74 2.65
742718DV8	Procter & Gamble Co Note 1.45% Due 8/15/2016	1,120,000.00	09/16/2013 0.97 %	1,135,523.20 1,134,894.08	101.74 0.82 %	1,139,452.16 3,428.44	0.69 % 4,558.08	Aa3 AA-	2.79 2.72
24422ERF8	John Deere Capital Corp Note 1.85% Due 9/15/2016	975,000.00	05/03/2012 1.27 %	999,072.75 990,871.98	102.66 0.91 %	1,000,927.20 2,304.79	0.60 % 10,055.22	A2 A	2.88 2.79
458140AH3	Intel Corp Note 1.95% Due 10/1/2016	1,185,000.00	02/27/2013 0.89 %	1,229,473.05 1,221,127.99	103.16 0.85 %	1,222,459.04 1,925.63	0.74 % 1,331.05	A1 A+	2.92 2.83
674599CB9	Occidental Petroleum Note 1.75% Due 2/15/2017	970,000.00	03/08/2013 1.13 %	993,115.10 989,361.92	101.44 1.30 %	983,925.32 3,583.61	0.59 % (5,436.60)	A1 A	3.30 3.18
25468PCS3	Walt Disney Company Note 1.125% Due 2/15/2017	1,225,000.00	Various 0.93 %	1,233,734.25 1,232,658.81	100.11 1.09 %	1,226,334.03 2,909.38	0.74 % (6,324.78)	A2 A	3.30 3.21
36962G5W0	General Electric Capital Corp Note 2.3% Due 4/27/2017	1,170,000.00	10/28/2013 1.34 %	1,208,095.20 1,208,005.63	103.08 1.39 %	1,205,984.52 299.00	0.73 % (2,021.11)	A1 AA+	3.49 3.35
74005PBC7	Praxair Note 1.05% Due 11/7/2017	150,000.00	11/02/2012 1.06 %	149,941.50 149,953.00	98.48 1.44 %	147,725.40 761.25	0.09 % (2,227.60)	A2 A	4.02 3.89
Total US Corporate		30,703,000.00	0.88 %	31,405,543.00 31,112,524.90	0.59 %	31,190,884.53 114,319.22	18.84 % 78,359.63	A1 AA-	1.53 1.45
US TREASURY									
912828QM5	US Treasury Note 1% Due 5/15/2014	1,600,000.00	05/30/2012 0.29 %	1,622,067.86 1,606,026.94	100.48 0.12 %	1,607,625.60 7,391.30	0.97 % 1,598.66	Aaa AA+	0.54 0.54
912828RG7	US Treasury Note 0.25% Due 9/15/2014	1,600,000.00	05/09/2012 0.30 %	1,598,005.36 1,599,260.73	100.11 0.13 %	1,601,688.00 519.34	0.96 % 2,427.27	Aaa AA+	0.87 0.87
912828RV4	US Treasury Note 0.25% Due 12/15/2014	1,600,000.00	05/10/2012 0.34 %	1,596,442.86 1,598,465.33	100.10 0.16 %	1,601,625.60 1,519.13	0.96 % 3,160.27	Aaa AA+	1.12 1.12
912828RZ5	US Treasury Note 0.25% Due 1/15/2015	1,600,000.00	05/10/2012 0.35 %	1,595,942.86 1,598,176.57	100.09 0.18 %	1,601,436.80 1,184.78	0.96 % 3,260.23	Aaa AA+	1.21 1.20
912828SE1	US Treasury Note 0.25% Due 2/15/2015	1,600,000.00	05/10/2012 0.36 %	1,595,130.36 1,597,729.11	100.06 0.20 %	1,601,000.00 847.83	0.96 % 3,270.89	Aaa AA+	1.29 1.29
912828SP6	US Treasury Note 0.375% Due 4/15/2015	2,000,000.00	Various 0.31 %	2,003,057.48 2,001,934.55	100.23 0.22 %	2,004,610.00 350.27	1.21 % 2,675.45	Aaa AA+	1.45 1.45
912828NV8	US Treasury Note 1.25% Due 8/31/2015	1,550,000.00	05/18/2012 0.45 %	1,590,147.77 1,572,404.94	101.77 0.28 %	1,577,366.80 3,318.37	0.95 % 4,961.86	Aaa AA+	1.83 1.81
912828PE4	US Treasury Note 1.25% Due 10/31/2015	1,825,000.00	Various 0.48 %	1,872,061.78 1,852,602.77	101.86 0.32 %	1,858,934.05 63.02	1.12 % 6,331.28	Aaa AA+	2.00 1.98
912828US7	US Treasury Note 0.375% Due 3/15/2016	1,150,000.00	08/28/2013 0.59 %	1,143,759.71 1,144,189.61	99.94 0.40 %	1,149,281.25 559.91	0.69 % 5,091.64	Aaa AA+	2.37 2.36
912828VL1	US Treasury Note 0.625% Due 7/15/2016	1,500,000.00	08/14/2013 0.64 %	1,499,419.09 1,499,461.64	100.34 0.50 %	1,505,038.50 2,776.83	0.91 % 5,576.86	Aaa AA+	2.71 2.68



Holdings Report

As of 10/31/13

CUSIP	Security Description	Par Value/Units	Purchase Date Book Yield	Cost Value Book Value	Mkt Price Mkt YTM	Market Value Accrued Int.	% of Port. Gain/Loss	Moody S&P	Maturity Duration
US TREASURY									
912828RF9	US Treasury Note 1% Due 8/31/2016	1,900,000.00	12/19/2012 0.51 %	1,934,221.21 1,926,210.91	101.26 0.55 %	1,923,898.20 3,254.14	1.16 % (2,312.71)	Aaa AA+	2.84 2.79
912828TG5	US Treasury Note 0.5% Due 7/31/2017	1,600,000.00	07/22/2013 1.01 %	1,567,880.36 1,570,068.35	98.56 0.89 %	1,577,000.00 2,021.74	0.95 % 6,931.65	Aaa AA+	3.75 3.70
Total US Treasury		19,525,000.00	0.46 %	19,618,136.70 19,566,531.45	0.33 %	19,609,504.80 23,806.66	11.82 % 42,973.35	Aaa AA+	1.82 1.81
TOTAL PORTFOLIO		164,884,354.02	0.51 %	166,272,516.50 165,642,431.25	0.40 %	165,861,615.12 284,037.71	100.00 % 219,183.87	Aa1 AA	1.10 1.04
TOTAL MARKET VALUE PLUS ACCRUED						166,145,652.83			