



PORTFOLIO CHARACTERISTICS

Average Duration	0.98
Average Coupon	0.73 %
Average Purchase YTM	0.72 %
Average Market YTM	0.65 %
Average S&P/Moody Rating	AA+/Aa1
Average Final Maturity	1.05 yrs
Average Life	0.99 yrs

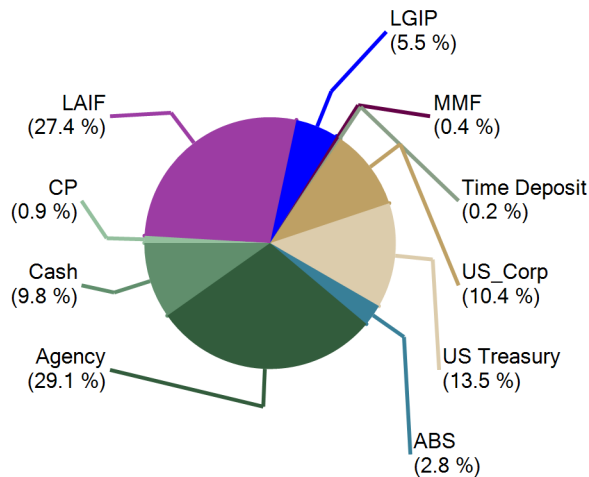
ACCOUNT SUMMARY

	Beg. Values as of 12/31/15	End Values as of 1/31/16
Market Value	223,449,141	218,393,267
Accrued Interest	301,491	344,044
Total Market Value	223,750,632	218,737,311
Income Earned Cont/WD	108,045	122,963
Par	223,907,214	218,187,052
Book Value	223,696,357	217,971,453
Cost Value	223,892,503	218,165,591

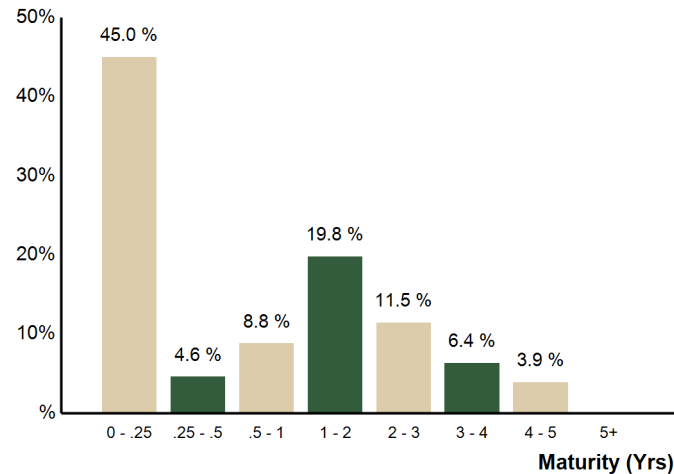
TOP ISSUERS

Issuer	% Portfolio
Local Agency Investment Fund	27.4 %
Government of United States	13.5 %
Federal National Mortgage Assoc	10.2 %
Custodial Checking Account	9.6 %
Federal Home Loan Bank	8.6 %
Federal Home Loan Mortgage Corp	6.4 %
CAMP	5.5 %
Federal Farm Credit Bank	4.0 %
	85.1 %

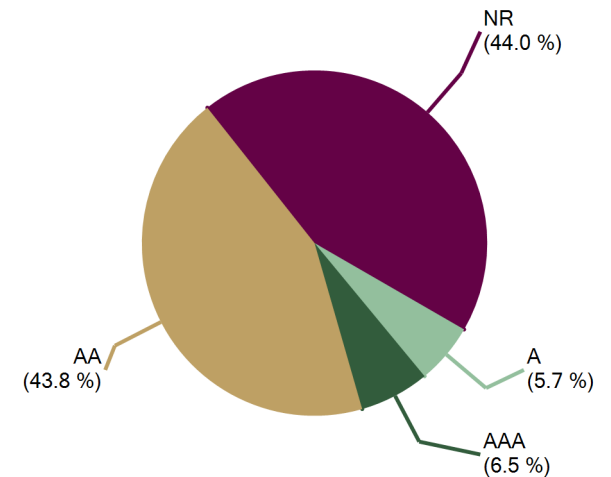
SECTOR ALLOCATION



MATURITY DISTRIBUTION



CREDIT QUALITY (S&P)





County of Mendocino Consolidated
January 31, 2016

COMPLIANCE WITH INVESTMENT POLICY

This portfolio is a consolidation of assets managed by Chandler Asset Management and assets managed internally by Client. Chandler relies on Client to provide accurate information for reporting assets and producing this compliance statement.

Category	Standard	Comment
Municipal Issues	"A" or rated within the four highest general classification by a NRSRO; 5% per issuer	Complies
Treasury Issues	No limitation	Complies
Agency Issues	25% per issuer	Complies
Supranationals	30% max; 5% per issuer; "AA" rated or higher by two NRSROs; Issued by: IBRD, IFC, IADB	Complies
Banker's Acceptances	40% max; 5% per issuer; 180 days maturity; "A-1" or higher short term ratings by two NRSROs; "A" or higher by two NRSROs, if long term debt	Complies
Commercial Paper	40% max; 5% per issuer; 270 days maturity; "A-1" or higher short term ratings by two NRSROs; "A" or higher by two NRSROs, if long term debt	Complies
Negotiable Certificates of Deposit	30% max (includes CDARS); 5% per issuer; "A" or higher long term ratings by two NRSROs; "A-1" or higher short term ratings by two NRSROs;	Complies
Medium Term Notes	30% max; 5% per issuer; "A" rated or better by two NRSROs; Issued by corporations organized and operating within U.S.	Complies
Money Market Mutual Funds	20% max; 5% per fund; "AAA"-rated by two NRSROs or SEC registered adviser	Complies
FDIC insured Time Deposits/ Certificates of Deposit	Amount per institution limited to the max covered under FDIC; 20% max (combination of FDIC insured and collateralized TDs/ CDs); 5% per issuer	Complies
Collateralized Time Deposits/ Certificates of Deposit	20% max (combination of FDIC insured and collateralized TDs/ CDs); 5% per issuer	Complies
Asset Backed Securities (ABS) and Mortgage Pass Throughs (MPTs)	20% max; "AA"- rated or better by two NRSROs; "A" or higher for the issuer's debt by two NRSROs	Complies
Local Agency Investment Fund	Program limitation	Complies
Repurchase Agreements	No limitation; 1-year maximum maturity	Complies
Prohibited Securities and activities	Reverse repurchase agreements; CMOs; security lending; futures and options; inverse floaters; ranges notes; interest-only strips from mortgaged backed securities; zero interest accrual securities	Complies
Maximum Callables	20% max of callable securities (does not include "make whole call")	Complies
Maximum Issuer	5% max (except US Government, its agencies and enterprises)	Complies
Maximum maturity	5 years maximum maturity	Complies



Holdings Report

As of 1/31/16

CUSIP	Security Description	Par Value/Units	Purchase Date Book Yield	Cost Value Book Value	Mkt Price Mkt YTM	Market Value Accrued Int.	% of Port. Gain/Loss	Moody/S&P Fitch	Maturity Duration
ABS									
43814CAC3	Honda Auto Receivables 2013-1 A3 0.48% Due 11/21/2016	140.52	04/29/2014 0.25 %	140.61 140.52	99.98 0.95 %	140.49 0.02	0.00 % (0.03)	NR / AAA AAA	0.81 0.05
89231MAC9	Toyota Auto Receivables Owner 2014-A 0.67% Due 12/15/2017	714,682.77	03/11/2014 0.68 %	714,550.69 714,637.98	99.86 0.97 %	713,685.79 212.82	0.33 % (952.19)	Aaa / AAA NR	1.87 0.47
43814GAC4	Honda Auto Receivables 2014-2 A3 0.77% Due 3/19/2018	948,318.25	05/13/2014 0.52 %	948,204.26 948,269.02	99.87 0.98 %	947,097.76 263.69	0.43 % (1,171.26)	Aaa / AAA NR	2.13 0.63
47787VAC5	John Deere Owner Trust 2014-A A3 0.92% Due 4/16/2018	1,096,038.24	04/02/2014 0.87 %	1,095,862.66 1,095,968.29	99.91 1.07 %	1,095,037.56 448.16	0.50 % (930.73)	Aaa / NR AAA	2.21 0.61
43814HAC2	Honda Auto Receivables 2014-3 A3 0.88% Due 6/15/2018	1,035,000.00	08/12/2014 0.79 %	1,034,800.35 1,034,900.18	99.91 1.00 %	1,034,090.24 404.80	0.47 % (809.94)	NR / AAA AAA	2.37 0.75
477877AD6	John Deere Owner Trust 2014-B A3 1.07% Due 11/15/2018	1,180,000.00	08/26/2014 1.00 %	1,179,742.29 1,179,856.04	99.96 1.11 %	1,179,572.84 561.16	0.54 % (283.20)	Aaa / NR AAA	2.79 0.97
89236WAC2	Toyota Auto Receivables Owner 2015-A 1.12% Due 2/15/2019	1,090,000.00	02/24/2015 0.96 %	1,089,835.19 1,089,886.21	100.10 1.05 %	1,091,058.39 542.58	0.50 % 1,172.18	Aaa / AAA NR	3.04 1.26
Total ABS		6,064,179.78	0.82 %	6,063,136.05 6,063,658.24	1.03 %	6,060,683.07 2,433.23	2.77 % (2,975.17)	Aaa / AAA Aaa	2.45 0.81
AGENCY									
313382B77	FHLB Note 0.42% Due 2/12/2016	1,700,000.00	02/22/2013 0.46 %	1,697,960.00 1,699,979.26	100.01 0.22 %	1,700,102.00 3,351.83	0.78 % 122.74	Aaa / AA+ AAA	0.03 0.03
313384XP9	FHLB Discount Note 0.35% Due 6/1/2016	1,000,000.00	06/29/2015 0.36 %	996,713.89 998,823.61	99.88 0.36 %	998,823.61 0.00	0.46 % 0.00	P-1 / A-1+ F-1+	0.33 0.33
313312XU9	FFCB Discount Note 0.37% Due 6/6/2016	2,500,000.00	08/14/2015 0.38 %	2,492,445.83 2,496,762.50	99.87 0.38 %	2,496,762.50 0.00	1.14 % 0.00	P-1 / A-1+ F-1+	0.35 0.35
313312XW5	FFCB Discount Note 0.35% Due 6/8/2016	1,500,000.00	07/31/2015 0.36 %	1,495,435.42 1,498,133.33	99.88 0.36 %	1,498,133.33 0.00	0.68 % 0.00	P-1 / A-1+ F-1+	0.35 0.35
313373SZ6	FHLB Note 2.125% Due 6/10/2016	375,000.00	01/04/2013 0.56 %	394,788.75 377,061.33	100.60 0.45 %	377,248.13 1,128.91	0.17 % 186.80	Aaa / AA+ AAA	0.36 0.36
313384ZZ5	FHLB Discount Note 0.51% Due 7/29/2016	650,000.00	01/29/2016 0.52 %	648,324.08 648,351.71	99.75 0.52 %	648,351.71 0.00	0.30 % 0.00	P-1 / A-1+ F-1+	0.49 0.49
3135G0CM3	FNMA Note 1.25% Due 9/28/2016	1,450,000.00	05/29/2012 0.92 %	1,470,503.00 1,453,110.44	100.42 0.60 %	1,456,153.80 6,192.71	0.67 % 3,043.36	Aaa / AA+ AAA	0.66 0.65
3130A2T97	FHLB Note 0.5% Due 9/28/2016	2,000,000.00	04/28/2015 0.48 %	2,000,700.00 2,000,324.32	99.94 0.60 %	1,998,722.00 3,416.67	0.92 % (1,602.32)	Aaa / AA+ AAA	0.66 0.66
3137EADS5	FHLMC Note 0.875% Due 10/14/2016	1,350,000.00	10/24/2013 0.70 %	1,357,020.00 1,351,656.33	100.17 0.64 %	1,352,255.85 3,510.94	0.62 % 599.52	Aaa / AA+ AAA	0.70 0.70
3130A0C65	FHLB Note 0.625% Due 12/28/2016	1,700,000.00	Various 0.78 %	1,692,252.50 1,697,575.48	99.96 0.67 %	1,699,306.40 973.96	0.78 % 1,730.92	Aaa / AA+ AAA	0.91 0.90
3133EEHY9	FFCB Note 0.7% Due 1/13/2017	750,000.00	02/20/2015 0.71 %	749,902.50 749,950.97	100.29 0.40 %	752,152.50 262.50	0.34 % 2,201.53	Aaa / AA+ AAA	0.95 0.95



Holdings Report

As of 1/31/16

CUSIP	Security Description	Par Value/Units	Purchase Date Book Yield	Cost Value Book Value	Mkt Price Mkt YTM	Market Value Accrued Int.	% of Port. Gain/Loss	Moody/S&P Fitch	Maturity Duration
AGENCY									
3133786Q9	FHLB Note 1% Due 2/13/2017	1,725,000.00	10/17/2012 0.75 %	1,743,285.00 1,729,377.28	100.26 0.75 %	1,729,507.43 8,050.00	0.79 % 130.15	Aaa / AA+ AAA	1.04 1.02
3137EADT3	FHLMC Note 0.875% Due 2/22/2017	1,700,000.00	02/24/2014 0.77 %	1,705,142.50 1,701,824.15	100.16 0.72 %	1,702,714.90 6,569.79	0.78 % 890.75	Aaa / AA+ AAA	1.06 1.05
3137EADC0	FHLMC Note 1% Due 3/8/2017	1,650,000.00	10/29/2013 0.83 %	1,659,108.00 1,652,981.48	100.27 0.75 %	1,654,519.35 6,554.17	0.76 % 1,537.87	Aaa / AA+ AAA	1.10 1.09
3135G0ZB2	FNMA Note 0.75% Due 4/20/2017	1,900,000.00	05/27/2014 0.78 %	1,898,214.00 1,899,250.49	100.03 0.72 %	1,900,577.60 3,997.92	0.87 % 1,327.11	Aaa / AA+ AAA	1.22 1.21
3133EEZR4	FFCB Note 0.6% Due 4/21/2017	1,700,000.00	05/11/2015 0.67 %	1,697,603.00 1,698,497.65	99.83 0.74 %	1,697,079.40 2,833.33	0.78 % (1,418.25)	Aaa / AA+ AAA	1.22 1.21
3135G0JA2	FNMA Note 1.125% Due 4/27/2017	900,000.00	09/23/2013 1.08 %	901,548.00 900,532.53	100.48 0.73 %	904,355.10 2,643.75	0.41 % 3,822.57	Aaa / AA+ AAA	1.24 1.23
313379FW4	FHLB Note 1% Due 6/9/2017	1,710,000.00	Various 0.76 %	1,727,890.70 1,715,478.10	100.31 0.77 %	1,715,347.18 2,470.00	0.79 % (130.92)	Aaa / AA+ AAA	1.36 1.34
313379VE6	FHLB Note 1.01% Due 6/19/2017	2,000,000.00	05/29/2014 0.82 %	2,011,400.00 2,005,143.78	100.46 0.68 %	2,009,172.00 2,356.67	0.92 % 4,028.22	Aaa / AA+ AAA	1.38 1.37
3137EADJ5	FHLMC Note 1% Due 7/28/2017	1,600,000.00	07/29/2013 1.17 %	1,589,550.40 1,596,110.94	100.35 0.77 %	1,605,550.40 133.33	0.73 % 9,439.46	Aaa / AA+ AAA	1.49 1.48
3135G0MZ3	FNMA Note 0.875% Due 8/28/2017	1,750,000.00	Various 1.12 %	1,732,254.00 1,743,376.59	100.14 0.78 %	1,752,497.25 6,507.82	0.80 % 9,120.66	Aaa / AA+ AAA	1.58 1.56
3130A62S5	FHLB Note 0.75% Due 8/28/2017	2,400,000.00	12/30/2015 1.07 %	2,387,328.00 2,387,997.15	99.93 0.79 %	2,398,396.80 7,650.00	1.10 % 10,399.65	Aaa / AA+ NR	1.58 1.56
3133EAY28	FFCB Note 0.83% Due 9/21/2017	695,000.00	09/21/2012 0.81 %	695,611.60 695,200.84	100.07 0.78 %	695,507.35 2,083.07	0.32 % 306.51	Aaa / AA+ AAA	1.64 1.62
3135G0ZL0	FNMA Note 1% Due 9/27/2017	1,665,000.00	Various 1.08 %	1,660,879.95 1,662,816.87	100.32 0.80 %	1,670,334.66 5,735.00	0.77 % 7,517.79	Aaa / AA+ AAA	1.66 1.63
3133EDDV1	FFCB Note 1.16% Due 10/23/2017	850,000.00	01/29/2015 0.87 %	856,630.00 854,189.47	100.59 0.82 %	855,007.35 2,684.11	0.39 % 817.88	Aaa / AA+ AAA	1.73 1.70
3135G0PQ0	FNMA Note 0.875% Due 10/26/2017	1,600,000.00	12/15/2014 1.04 %	1,592,368.00 1,595,376.98	100.12 0.80 %	1,601,979.20 3,694.44	0.73 % 6,602.22	Aaa / AA+ AAA	1.74 1.72
3133EAA32	FFCB Note 0.9% Due 11/15/2017	440,000.00	12/04/2014 1.06 %	437,923.20 438,739.64	100.04 0.88 %	440,172.92 836.00	0.20 % 1,433.28	Aaa / AA+ AAA	1.79 1.77
3135G0RT2	FNMA Note 0.875% Due 12/20/2017	1,500,000.00	12/19/2013 1.29 %	1,475,917.50 1,488,659.30	100.11 0.82 %	1,501,591.50 1,494.79	0.69 % 12,932.20	Aaa / AA+ AAA	1.89 1.87
3135G0TG8	FNMA Note 0.875% Due 2/8/2018	2,000,000.00	04/28/2015 0.90 %	1,998,744.00 1,999,087.67	100.05 0.85 %	2,001,014.00 8,409.72	0.92 % 1,926.33	Aaa / AA+ AAA	2.02 1.99
3137EADP1	FHLMC Note 0.875% Due 3/7/2018	2,000,000.00	04/28/2015 0.92 %	1,997,546.00 1,998,200.09	99.97 0.89 %	1,999,394.00 7,000.00	0.92 % 1,193.91	Aaa / AA+ AAA	2.10 2.07
3130A55J4	FHLB Note 0.9% Due 4/23/2018	2,000,000.00	04/28/2015 0.96 %	1,996,720.00 1,997,556.55	99.83 0.98 %	1,996,638.00 4,900.00	0.92 % (918.55)	Aaa / AA+ NR	2.23 2.19



Holdings Report

As of 1/31/16

CUSIP	Security Description	Par Value/Units	Purchase Date Book Yield	Cost Value Book Value	Mkt Price Mkt YTM	Market Value Accrued Int.	% of Port. Gain/Loss	Moody/S&P Fitch	Maturity Duration
AGENCY									
3135G0WJ8	FNMA Note 0.875% Due 5/21/2018	2,400,000.00	07/31/2014 1.49 %	2,345,846.40 2,367,274.08	99.87 0.93 %	2,396,796.00 4,083.33	1.10 % 29,521.92	Aaa / AA+ AAA	2.30 2.27
3135G0E33	FNMA Note 1.125% Due 7/20/2018	1,575,000.00	06/04/2015 1.19 %	1,572,117.75 1,572,720.54	100.43 0.95 %	1,581,837.08 541.41	0.72 % 9,116.54	Aaa / AA+ AAA	2.47 2.43
3133ED2C5	FFCB Note 1.95% Due 9/17/2018	225,000.00	06/05/2014 1.51 %	229,092.75 227,509.56	102.50 0.98 %	230,631.98 1,633.13	0.11 % 3,122.42	Aaa / AA+ AAA	2.63 2.55
3135G0E58	FNMA Note 1.125% Due 10/19/2018	1,700,000.00	08/27/2015 1.18 %	1,697,246.00 1,697,614.32	100.30 1.01 %	1,705,154.40 5,418.75	0.78 % 7,540.08	Aaa / AA+ AAA	2.72 2.66
3137EADK2	FHLMC Note 1.25% Due 8/1/2019	2,000,000.00	04/28/2015 1.34 %	1,992,880.00 1,994,152.90	100.35 1.15 %	2,006,920.00 12,500.00	0.92 % 12,767.10	Aaa / AA+ AAA	3.50 3.39
313380FB8	FHLB Note 1.375% Due 9/13/2019	660,000.00	10/30/2015 1.38 %	659,795.40 659,808.60	100.67 1.18 %	664,445.10 3,478.75	0.31 % 4,636.50	Aaa / AA+ NR	3.62 3.50
3137EADM8	FHLMC Note 1.25% Due 10/2/2019	2,000,000.00	04/29/2015 1.44 %	1,983,422.00 1,986,263.65	100.09 1.23 %	2,001,740.00 8,263.89	0.92 % 15,476.35	Aaa / AA+ AAA	3.67 3.56
3135G0ZY2	FNMA Note 1.75% Due 11/26/2019	1,300,000.00	06/30/2015 1.62 %	1,307,294.30 1,306,315.69	101.84 1.25 %	1,323,930.40 4,107.64	0.61 % 17,614.71	Aaa / AA+ AAA	3.82 3.68
313381C94	FHLB Note 1.25% Due 12/13/2019	790,000.00	01/28/2016 1.33 %	787,732.70 787,737.51	99.91 1.27 %	789,322.97 1,316.67	0.36 % 1,585.46	Aaa / AA+ AAA	3.87 3.76
3137EADR7	FHLMC Note 1.375% Due 5/1/2020	1,600,000.00	10/21/2015 1.38 %	1,599,579.20 1,599,605.17	100.31 1.30 %	1,605,030.40 5,500.00	0.74 % 5,425.23	Aaa / AA+ AAA	4.25 4.10
3135G0F73	FNMA Note 1.5% Due 11/30/2020	2,400,000.00	12/29/2015 1.87 %	2,358,312.00 2,359,077.56	100.35 1.42 %	2,408,510.40 6,100.00	1.10 % 49,432.84	Aaa / AA+ AAA	4.84 4.64
Total Agency		63,410,000.00	0.98 %	63,295,028.32 63,290,206.41	0.81 %	63,523,686.95 158,385.00	29.11 % 233,480.54	Aaa / AA+ Aaa	1.81 1.78
CASH									
90CASH\$00	Cash Custodial Cash Account	523,343.30	Various 0.00 %	523,343.30 523,343.30	1.00 0.00 %	523,343.30 0.00	0.24 % 0.00	NR / NR NR	0.00 0.00
90CHECK\$1	Checking Deposit Bank Account	20,908,829.76	Various 0.00 %	20,908,829.76 20,908,829.76	1.00 0.00 %	20,908,829.76 0.00	9.56 % 0.00	NR / NR NR	0.00 0.00
Total Cash		21,432,173.06	N/A	21,432,173.06	0.00 %	21,432,173.06 0.00	9.80 % 0.00	NR / NR NR	0.00 0.00
COMMERCIAL PAPER									
89233GD45	Toyota Motor Credit Discount CP 0.56% Due 4/4/2016	2,000,000.00	01/04/2016 0.57 %	1,997,168.89 1,998,040.00	99.90 0.57 %	1,998,040.00 0.00	0.91 % 0.00	P-1 / A-1+ F-1	0.18 0.17
Total Commercial Paper		2,000,000.00	0.57 %	1,997,168.89 1,998,040.00	0.57 %	1,998,040.00 0.00	0.91 % 0.00	Aaa / AAA AA	0.18 0.17



Holdings Report

As of 1/31/16

CUSIP	Security Description	Par Value/Units	Purchase Date Book Yield	Cost Value Book Value	Mkt Price Mkt YTM	Market Value Accrued Int.	% of Port. Gain/Loss	Moody/S&P Fitch	Maturity Duration
LAIF									
90LAIF\$00	Local Agency Investment Fund State Pool	60,000,000.00	Various 0.45 %	60,000,000.00 60,000,000.00	1.00 0.45 %	60,000,000.00 19,360.87	27.44 % 0.00	NR / NR NR	0.00 0.00
Total LAIF		60,000,000.00	0.45 %	60,000,000.00	0.45 %	60,000,000.00 19,360.87	27.44 % 0.00	NR / NR NR	0.00 0.00
LOCAL GOV INVESTMENT POOL									
90CAMP\$00	Public Financial Management CAMP	12,000,000.00	Various 0.41 %	12,000,000.00 12,000,000.00	1.00 0.41 %	12,000,000.00 0.00	5.49 % 0.00	NR / NR NR	0.00 0.00
Total Local Gov Investment Pool		12,000,000.00	0.41 %	12,000,000.00	0.41 %	12,000,000.00 0.00	5.49 % 0.00	NR / NR NR	0.00 0.00
MONEY MARKET FUND FI									
261908107	Dreyfus Short-Intermediate Gov Treasury Cash Management Fd521	855,699.30	Various 0.14 %	855,699.30 855,699.30	1.00 0.14 %	855,699.30 0.00	0.39 % 0.00	Aaa / AAA AAA	0.00 0.00
Total Money Market Fund FI		855,699.30	0.14 %	855,699.30	0.14 %	855,699.30 0.00	0.39 % 0.00	Aaa / AAA Aaa	0.00 0.00
TIME DEPOSIT									
90MEND\$00	Savings Bank of Mendocino Coun Time Deposit 0.35% Due 3/3/2016	250,000.00	03/03/2015 0.35 %	250,000.00 250,000.00	100.00 0.35 %	250,000.00 70.49	0.11 % 0.00	NR / NR NR	0.09 0.09
90MEND\$01	MendoLake Credit Union Time Deposit 0.3% Due 3/31/2016	250,000.00	03/31/2015 0.30 %	250,000.00 250,000.00	100.00 0.30 %	250,000.00 2.08	0.11 % 0.00	NR / NR NR	0.16 0.17
Total Time Deposit		500,000.00	0.33 %	500,000.00	0.33 %	500,000.00 72.57	0.23 % 0.00	NR / NR NR	0.13 0.13
US CORPORATE									
037833AH3	Apple Inc Note 0.45% Due 5/3/2016	1,725,000.00	Various 0.53 %	1,721,119.25 1,724,641.63	99.98 0.53 %	1,724,663.63 1,897.50	0.79 % 22.00	Aa1 / AA+ NR	0.25 0.26
06406HBX6	Bank of New York Note 2.3% Due 7/28/2016	1,325,000.00	Various 0.93 %	1,390,154.12 1,333,696.35	100.67 0.92 %	1,333,939.78 253.95	0.61 % 243.43	A1 / A AA-	0.49 0.49
742718DV8	Procter & Gamble Co Note 1.45% Due 8/15/2016	1,120,000.00	09/16/2013 0.97 %	1,135,523.20 1,122,867.62	100.40 0.71 %	1,124,473.28 7,488.44	0.52 % 1,605.66	Aa3 / AA- NR	0.54 0.53
24422ERF8	John Deere Capital Corp Note 1.85% Due 9/15/2016	1,500,000.00	Various 1.10 %	1,538,376.75 1,506,845.59	100.64 0.81 %	1,509,654.00 10,483.34	0.69 % 2,808.41	A2 / A NR	0.62 0.62
458140AH3	Intel Corp Note 1.95% Due 10/1/2016	1,500,000.00	Various 0.86 %	1,553,867.54 1,510,744.79	100.79 0.76 %	1,511,800.51 9,750.00	0.70 % 1,055.72	A1 / A+ A+	0.67 0.66



Holdings Report

As of 1/31/16

CUSIP	Security Description	Par Value/Units	Purchase Date Book Yield	Cost Value Book Value	Mkt Price Mkt YTM	Market Value Accrued Int.	% of Port. Gain/Loss	Moody/S&P Fitch	Maturity Duration
US CORPORATE									
02665WAB7	American Honda Finance Note 1.125% Due 10/7/2016	1,590,000.00	Various 0.77 %	1,603,449.50 1,593,764.84	100.16 0.89 %	1,592,532.87 5,664.38	0.73 % (1,231.97)	A1 / A+ NR	0.68 0.68
674599CB9	Occidental Petroleum Note 1.75% Due 2/15/2017	970,000.00	03/08/2013 1.13 %	993,115.10 976,121.07	99.84 1.91 %	968,429.57 7,827.36	0.45 % (7,691.50)	A2 / A A	1.04 1.02
25468PCS3	Walt Disney Company Note 1.125% Due 2/15/2017	1,225,000.00	Various 0.93 %	1,233,734.25 1,227,421.26	100.27 0.86 %	1,228,295.25 6,354.69	0.56 % 873.99	A2 / A A	1.04 1.03
17275RAT9	Cisco Systems Note 1.1% Due 3/3/2017	475,000.00	03/04/2014 0.97 %	476,800.25 475,652.84	100.27 0.85 %	476,282.98 2,148.06	0.22 % 630.14	A1 / AA- NR	1.09 1.08
36962G5W0	General Electric Capital Corp Note 2.3% Due 4/27/2017	1,500,000.00	Various 1.31 %	1,548,780.60 1,517,873.75	101.47 1.10 %	1,522,072.50 9,008.33	0.70 % 4,198.75	A1 / AA+ NR	1.24 1.22
91159HHD5	US Bancorp Callable Note Cont 4/15/2017 1.65% Due 5/15/2017	1,500,000.00	Various 1.20 %	1,521,893.60 1,507,914.43	100.63 1.12 %	1,509,483.00 5,225.00	0.69 % 1,568.57	A1 / A+ AA	1.29 1.19
717081DJ9	Pfizer Inc. Note 1.1% Due 5/15/2017	515,000.00	05/12/2014 1.13 %	514,546.80 514,806.07	100.23 0.92 %	516,177.29 1,195.94	0.24 % 1,371.22	A1 / AA A+	1.29 1.27
25468PCZ7	Walt Disney Company Note 0.875% Due 5/30/2017	500,000.00	05/30/2014 0.97 %	498,647.30 499,399.90	99.99 0.88 %	499,948.00 741.32	0.23 % 548.10	A2 / A A	1.33 1.32
68389XAN5	Oracle Corp Note 1.2% Due 10/15/2017	1,400,000.00	01/13/2014 1.40 %	1,389,710.00 1,395,321.36	100.29 1.03 %	1,404,015.20 4,946.67	0.64 % 8,693.84	A1 / AA- A+	1.71 1.68
74005PBC7	Praxair Note 1.05% Due 11/7/2017	150,000.00	11/02/2012 1.06 %	149,941.50 149,979.34	99.37 1.41 %	149,055.30 367.50	0.07 % (924.04)	A2 / A NR	1.77 1.74
94974BFG0	Wells Fargo Corp Note 1.5% Due 1/16/2018	800,000.00	01/29/2015 1.41 %	801,960.00 801,300.00	99.88 1.56 %	799,014.40 500.00	0.37 % (2,285.60)	A2 / A AA-	1.96 1.92
459200HZ7	IBM Corp Note 1.125% Due 2/6/2018	1,480,000.00	02/03/2015 1.23 %	1,475,486.00 1,476,968.70	99.56 1.35 %	1,473,523.52 8,093.75	0.68 % (3,445.18)	Aa3 / AA- A+	2.02 1.97
808513AK1	Charles Schwab Corp Callable Note Cont 2/10/2018 1.5% Due 3/10/2018	1,250,000.00	03/03/2015 1.54 %	1,248,425.00 1,248,896.35	100.34 1.32 %	1,254,311.25 7,343.75	0.58 % 5,414.90	A2 / A A	2.11 1.97
594918BG8	Microsoft Callable Note Cont. 10/03/20 2% Due 11/3/2020	2,000,000.00	12/03/2015 2.01 %	1,999,240.00 1,999,263.33	100.97 1.78 %	2,019,458.00 9,777.78	0.93 % 20,194.67	Aaa / AAA AA+	4.76 4.43
Total US Corporate		22,525,000.00	1.15 %	22,794,770.76 22,583,479.22	1.08 %	22,617,130.33 99,067.76	10.39 % 33,651.11	A1 / AA- A+	1.42 1.37
US TREASURY									
912828VL1	US Treasury Note 0.625% Due 7/15/2016	1,000,000.00	Various 0.59 %	1,000,574.90 1,000,139.16	100.06 0.49 %	1,000,625.00 291.89	0.46 % 485.84	Aaa / AA+ AAA	0.45 0.46
912828RF9	US Treasury Note 1% Due 8/31/2016	1,900,000.00	12/19/2012 0.51 %	1,934,221.21 1,905,374.00	100.25 0.56 %	1,904,843.10 8,038.46	0.87 % (530.90)	Aaa / AA+ AAA	0.58 0.58
912828WA4	US Treasury Note 0.625% Due 10/15/2016	1,900,000.00	Various 0.59 %	1,901,451.68 1,900,431.08	100.04 0.57 %	1,900,668.80 3,536.54	0.87 % 237.72	Aaa / AA+ AAA	0.71 0.70



Holdings Report

As of 1/31/16

CUSIP	Security Description	Par Value/Units	Purchase Date Book Yield	Cost Value Book Value	Mkt Price Mkt YTM	Market Value Accrued Int.	% of Port. Gain/Loss	Moody/S&P Fitch	Maturity Duration
US TREASURY									
912828WF3	US Treasury Note 0.625% Due 11/15/2016	2,450,000.00	Various 0.66 %	2,447,854.57 2,449,377.19	100.01 0.61 %	2,450,286.65 3,281.25	1.12 % 909.46	Aaa / AA+ AAA	0.79 0.78
912828C32	US Treasury Note 0.75% Due 3/15/2017	2,000,000.00	04/23/2014 0.86 %	1,993,834.83 1,997,608.95	100.07 0.68 %	2,001,484.00 5,728.02	0.92 % 3,875.05	Aaa / AA+ AAA	1.12 1.11
912828TS9	US Treasury Note 0.625% Due 9/30/2017	1,950,000.00	Various 1.05 %	1,922,434.27 1,936,486.36	99.77 0.77 %	1,945,429.20 4,129.10	0.89 % 8,942.84	Aaa / AA+ AAA	1.67 1.65
912828TW0	US Treasury Note 0.75% Due 10/31/2017	1,800,000.00	04/30/2014 1.13 %	1,776,451.34 1,788,262.46	99.95 0.78 %	1,799,085.60 3,449.18	0.82 % 10,823.14	Aaa / AA+ AAA	1.75 1.73
912828UA6	US Treasury Note 0.625% Due 11/30/2017	1,800,000.00	06/05/2014 1.07 %	1,772,654.47 1,785,650.58	99.70 0.79 %	1,794,655.80 1,936.48	0.82 % 9,005.22	Aaa / AA+ AAA	1.83 1.81
912828UZ1	US Treasury Note 0.625% Due 4/30/2018	2,500,000.00	Various 0.96 %	2,477,254.47 2,481,564.75	99.46 0.87 %	2,486,522.50 3,992.10	1.14 % 4,957.75	Aaa / AA+ AAA	2.25 2.22
912828WD8	US Treasury Note 1.25% Due 10/31/2018	1,800,000.00	06/30/2015 1.14 %	1,806,615.41 1,805,443.20	100.80 0.95 %	1,814,484.60 5,748.63	0.83 % 9,041.40	Aaa / AA+ AAA	2.75 2.69
912828A34	US Treasury Note 1.25% Due 11/30/2018	1,800,000.00	06/30/2015 1.17 %	1,804,927.91 1,804,075.69	100.81 0.96 %	1,814,625.00 3,872.95	0.83 % 10,549.31	Aaa / AA+ AAA	2.83 2.77
912828SX9	US Treasury Note 1.125% Due 5/31/2019	2,000,000.00	04/28/2015 1.21 %	1,993,444.20 1,994,664.90	100.20 1.06 %	2,003,984.00 3,872.95	0.92 % 9,319.10	Aaa / AA+ AAA	3.33 3.26
912828TC4	US Treasury Note 1% Due 6/30/2019	2,000,000.00	Various 1.20 %	1,986,251.82 1,986,977.16	99.73 1.08 %	1,994,610.01 1,758.24	0.91 % 7,632.85	Aaa / AA+ AAA	3.41 3.34
912828UB4	US Treasury Note 1% Due 11/30/2019	2,000,000.00	12/04/2015 1.56 %	1,957,194.20 1,958,814.52	99.33 1.18 %	1,986,640.00 3,442.62	0.91 % 27,825.48	Aaa / AA+ AAA	3.83 3.74
912828L65	US Treasury Note 1.375% Due 9/30/2020	2,500,000.00	12/30/2015 1.79 %	2,452,449.78 2,453,326.79	100.32 1.30 %	2,507,910.00 11,646.17	1.15 % 54,583.21	Aaa / AA+ AAA	4.67 4.48
Total US Treasury		29,400,000.00	1.05 %	29,227,615.06 29,248,196.79	0.86 %	29,405,854.26 64,724.58	13.47 % 157,657.47	Aaa / AA+ Aaa	2.22 2.17
TOTAL PORTFOLIO		218,187,052.14	0.72 %	218,165,591.44 217,971,453.02	0.65 %	218,393,266.97 344,044.01	100.00 % 421,813.95	Aa1 / AA+ Aaa	1.05 0.98
TOTAL MARKET VALUE PLUS ACCRUED						218,737,310.98			