



PORTFOLIO CHARACTERISTICS

Average Duration	0.99
Average Coupon	0.72 %
Average Purchase YTM	0.49 %
Average Market YTM	0.40 %
Average S&P/Moody Rating	AA/Aa1
Average Final Maturity	1.05 yrs
Average Life	0.99 yrs

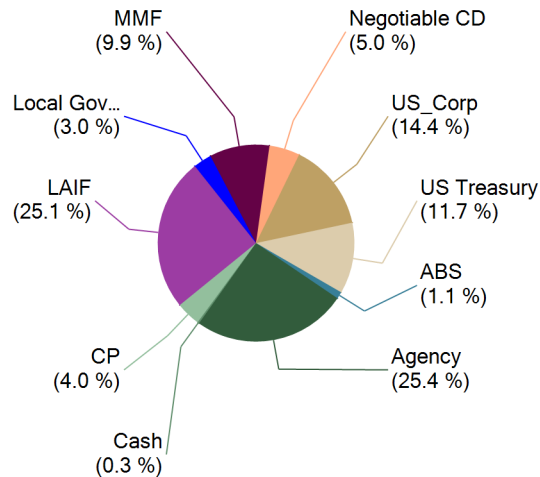
ACCOUNT SUMMARY

	Beg. Values as of 12/31/13	End Values as of 1/31/14
Market Value	206,290,184	198,543,242
Accrued Interest	305,048	340,557
Total Market Value	206,595,232	198,883,799
Income Earned	72,011	83,539
Cont/WD		
Par	205,726,716	197,783,313
Book Value	206,301,792	198,313,433
Cost Value	206,977,180	199,022,972

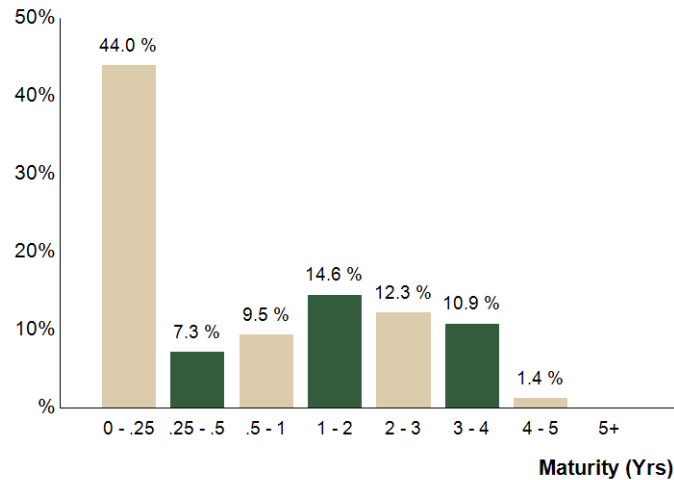
TOP ISSUERS

Issuer	% Portfolio
Local Agency Investment Fund	25.1 %
Government of United States	11.7 %
Custodial Checking Account	9.7 %
Federal National Mortgage Assoc	7.3 %
Federal Home Loan Mortgage Corp	6.8 %
Federal Home Loan Bank	6.4 %
Federal Farm Credit Bank	4.1 %
CAMP	3.0 %
	74.2 %

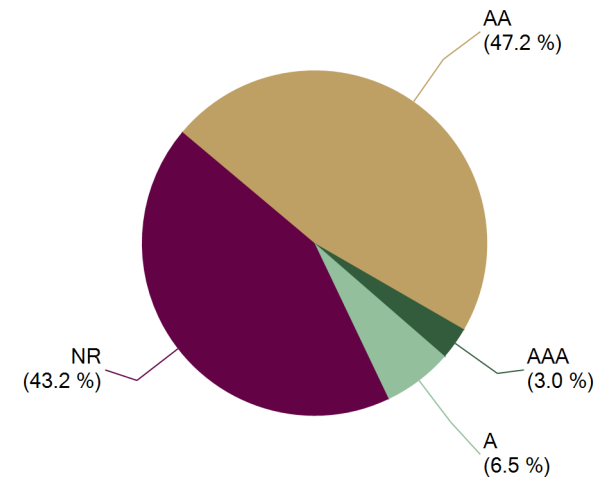
SECTOR ALLOCATION



MATURITY DISTRIBUTION



CREDIT QUALITY (S&P)





Holdings Report

As of 1/31/14

CUSIP	Security Description	Par Value/Units	Purchase Date Book Yield	Cost Value Book Value	Mkt Price Mkt YTM	Market Value Accrued Int.	% of Port. Gain/Loss	Moody S&P	Maturity Duration
ABS									
89231NAC7	Toyota Auto Receivable 2012-B A3 0.46% Due 7/15/2016	1,250,000.00	01/16/2014 0.39 %	1,250,732.42 1,250,720.23	100.04 0.41 %	1,250,535.00 255.56	0.63 % (185.23)	Aaa AAA	2.45 0.81
43813CAC4	Honda Auto Receivables 2012-4 A3 0.52% Due 8/18/2016	1,000,000.00	12/13/2013 0.44 %	1,000,937.50 1,000,874.63	100.13 0.39 %	1,001,307.00 187.78	0.50 % 432.37	Aaa AAA	2.55 0.99
Total ABS		2,250,000.00	0.41 %	2,251,669.92 2,251,594.86	0.40 %	2,251,842.00 443.34	1.13 % 247.14	Aaa AAA	2.50 0.89
AGENCY									
313397SQ5	FHLMC Discount Note 0.16% Due 2/3/2014	250,000.00	03/26/2013 0.16 %	249,653.33 249,997.78	100.00 0.16 %	249,997.78 0.00	0.13 % 0.00	P-1 A-1+	0.01 0.01
3133EADX3	FFCB Note 0.3% Due 2/21/2014	1,600,000.00	05/23/2012 0.32 %	1,599,504.00 1,599,984.45	100.01 0.10 %	1,600,176.00 2,133.33	0.81 % 191.55	Aaa AA+	0.06 0.06
3134G1SG0	FHLMC Callable Note 1X 3/3/2011 1.25% Due 3/3/2014	1,000,000.00	05/11/2012 0.37 %	1,015,830.00 1,000,721.73	100.08 0.29 %	1,000,849.00 5,138.89	0.51 % 127.27	Aaa AA+	0.08 0.09
3133EALW6	FFCB Note 0.3% Due 4/23/2014	1,600,000.00	05/23/2012 0.34 %	1,598,800.00 1,599,860.94	100.05 0.09 %	1,600,782.40 1,306.67	0.81 % 921.46	Aaa AA+	0.22 0.23
313373JR4	FHLB Note 1.375% Due 5/28/2014	1,575,000.00	05/10/2012 0.33 %	1,608,457.73 1,580,195.58	100.41 0.10 %	1,581,512.63 3,789.84	0.80 % 1,317.05	Aaa AA+	0.32 0.32
3135G0BY8	FNMA Note 0.875% Due 8/28/2014	1,600,000.00	05/23/2012 0.44 %	1,615,488.00 1,603,900.13	100.43 0.12 %	1,606,883.20 5,950.00	0.81 % 2,983.07	Aaa AA+	0.57 0.57
3135G0DW0	FNMA Note 0.625% Due 10/30/2014	1,600,000.00	05/09/2012 0.44 %	1,607,428.80 1,602,229.46	100.36 0.14 %	1,605,756.80 2,527.78	0.81 % 3,527.34	Aaa AA+	0.75 0.75
3137EADA4	FHLMC Note 0.625% Due 12/29/2014	1,600,000.00	05/24/2012 0.61 %	1,600,432.00 1,600,150.84	100.43 0.15 %	1,606,875.20 888.89	0.81 % 6,724.36	Aaa AA+	0.91 0.91
3133XWX95	FHLB Note 2.75% Due 3/13/2015	1,700,000.00	05/30/2012 0.55 %	1,803,394.00 1,741,215.13	102.84 0.20 %	1,748,256.20 17,920.83	0.89 % 7,041.07	Aaa AA+	1.11 1.10
3137EADD8	FHLMC Note 0.5% Due 4/17/2015	1,600,000.00	05/11/2012 0.51 %	1,599,753.60 1,599,898.49	100.38 0.18 %	1,606,134.40 2,311.11	0.81 % 6,235.91	Aaa AA+	1.21 1.21
880591DY5	Tennessee Valley Authority Note 4.375% Due 6/15/2015	1,425,000.00	05/29/2012 0.61 %	1,586,580.75 1,497,573.17	105.63 0.26 %	1,505,227.50 7,966.15	0.76 % 7,654.33	Aaa AA+	1.37 1.34
3133EADW5	FFCB Note 0.55% Due 8/17/2015	1,825,000.00	Various 0.56 %	1,824,474.50 1,824,768.46	100.22 0.41 %	1,828,963.90 4,572.64	0.92 % 4,195.44	Aaa AA+	1.54 1.53
3133EC7H1	FFCB Note 0.34% Due 8/17/2015	1,900,000.00	12/19/2012 0.42 %	1,895,858.00 1,897,600.20	100.06 0.30 %	1,901,216.00 2,942.89	0.96 % 3,615.80	Aaa AA+	1.54 1.54
3135G0NV1	FNMA Note 0.5% Due 9/28/2015	1,375,000.00	10/24/2013 0.35 %	1,378,932.50 1,378,378.71	100.30 0.32 %	1,379,174.50 2,348.96	0.69 % 795.79	Aaa AA+	1.66 1.65
31398A4M1	FNMA Note 1.625% Due 10/26/2015	1,600,000.00	05/17/2012 0.69 %	1,650,848.00 1,625,585.94	102.24 0.33 %	1,635,910.40 6,861.11	0.83 % 10,324.46	Aaa AA+	1.73 1.71
3134G3W55	FHLMC Note 0.45% Due 11/24/2015	1,950,000.00	12/14/2012 0.41 %	1,952,067.00 1,951,274.52	100.14 0.38 %	1,952,632.50 1,633.13	0.98 % 1,357.98	Aaa AA+	1.81 1.80



Holdings Report

As of 1/31/14

CUSIP	Security Description	Par Value/Units	Purchase Date Book Yield	Cost Value Book Value	Mkt Price Mkt YTM	Market Value Accrued Int.	% of Port. Gain/Loss	Moody S&P	Maturity Duration
AGENCY									
313371NW2	FHLB Note 1.375% Due 12/11/2015	1,200,000.00	01/04/2013 0.46 %	1,231,848.00 1,220,256.05	101.88 0.36 %	1,222,590.00 2,291.67	0.62 % 2,333.95	Aaa AA+	1.86 1.84
31331VGU4	FFCB Note 4.875% Due 12/16/2015	511,000.00	05/18/2012 0.73 %	585,529.35 550,036.46	108.40 0.38 %	553,899.98 3,113.91	0.28 % 3,863.52	Aaa AA+	1.87 1.80
313382B77	FHLB Note 0.42% Due 2/12/2016	1,700,000.00	02/22/2013 0.46 %	1,697,960.00 1,698,602.92	99.98 0.43 %	1,699,590.30 3,351.83	0.86 % 987.38	Aaa AA+	2.03 2.02
3137EADQ9	FHLMC Note 0.5% Due 5/13/2016	1,150,000.00	Various 0.71 %	1,143,385.05 1,144,660.95	100.11 0.45 %	1,151,292.60 1,245.83	0.58 % 6,631.65	Aaa AA+	2.28 2.27
313373SZ6	FHLB Note 2.125% Due 6/10/2016	375,000.00	01/04/2013 0.56 %	394,788.75 388,636.48	103.66 0.56 %	388,735.13 1,128.91	0.20 % 98.65	Aaa AA+	2.36 2.30
3135G0YE7	FNMA Note 0.625% Due 8/26/2016	1,600,000.00	01/29/2014 0.60 %	1,600,864.00 1,600,862.16	100.03 0.61 %	1,600,425.60 4,305.56	0.81 % (436.56)	Aaa AA+	2.57 2.54
3135G0CM3	FNMA Note 1.25% Due 9/28/2016	1,600,000.00	05/29/2012 0.92 %	1,622,624.00 1,613,871.86	101.58 0.65 %	1,625,329.60 6,833.33	0.82 % 11,457.74	Aaa AA+	2.66 2.60
3137EADS5	FHLMC Note 0.875% Due 10/14/2016	1,350,000.00	10/24/2013 0.70 %	1,357,020.00 1,356,379.47	100.54 0.67 %	1,357,281.90 3,445.31	0.68 % 902.43	Aaa AA+	2.70 2.66
3130A0C65	FHLB Note 0.625% Due 12/28/2016	1,350,000.00	12/23/2013 0.80 %	1,343,155.50 1,343,398.17	99.96 0.64 %	1,349,430.30 773.44	0.68 % 6,032.13	Aaa AA+	2.91 2.88
3133786Q9	FHLB Note 1% Due 2/13/2017	1,725,000.00	10/17/2012 0.75 %	1,743,285.00 1,737,830.77	101.04 0.65 %	1,742,979.68 8,050.00	0.88 % 5,148.91	Aaa AA+	3.04 2.97
3135G0UY7	FNMA Callable Note 1X 2/27/15 1% Due 2/27/2017	970,000.00	04/24/2013 0.48 %	979,215.00 975,353.74	100.44 0.59 %	974,238.90 4,149.44	0.49 % (1,114.84)	Aaa AA+	3.08 2.63
3137EADC0	FHLMC Note 1% Due 3/8/2017	1,650,000.00	10/29/2013 0.83 %	1,659,108.00 1,658,409.10	100.60 0.80 %	1,659,891.75 6,554.17	0.84 % 1,482.65	Aaa AA+	3.10 3.04
3135G0JA2	FNMA Note 1.125% Due 4/27/2017	900,000.00	09/23/2013 1.08 %	901,548.00 901,394.50	100.69 0.91 %	906,219.90 2,643.75	0.46 % 4,825.40	Aaa AA+	3.24 3.17
313379FW4	FHLB Note 1% Due 6/9/2017	1,710,000.00	Various 0.76 %	1,727,890.70 1,723,573.27	100.22 0.93 %	1,713,804.76 2,470.00	0.86 % (9,768.51)	Aaa AA+	3.36 3.29
3137EADJ5	FHLMC Note 1% Due 7/28/2017	1,600,000.00	07/29/2013 1.17 %	1,589,550.40 1,590,882.56	99.92 1.02 %	1,598,713.60 133.33	0.80 % 7,831.04	Aaa AA+	3.49 3.42
3135G0MZ3	FNMA Note 0.875% Due 8/28/2017	1,750,000.00	Various 1.12 %	1,732,254.00 1,734,953.09	99.40 1.05 %	1,739,421.25 6,507.82	0.88 % 4,468.16	Aaa AA+	3.58 3.50
3133EAY28	FFCB Note 0.83% Due 9/21/2017	695,000.00	09/21/2012 0.81 %	695,611.60 695,446.02	99.14 1.07 %	689,031.34 2,083.07	0.35 % (6,414.68)	Aaa AA+	3.64 3.56
3135G0RT2	FNMA Note 0.875% Due 12/20/2017	1,500,000.00	12/19/2013 1.29 %	1,475,917.50 1,476,626.29	98.66 1.23 %	1,479,867.00 1,494.79	0.74 % 3,240.71	Aaa AA+	3.89 3.80
3137EADN6	FHLMC Note 0.75% Due 1/12/2018	1,300,000.00	12/26/2013 1.45 %	1,264,575.00 1,265,438.44	98.03 1.26 %	1,274,436.80 514.58	0.64 % 8,998.36	Aaa AA+	3.95 3.87



Holdings Report

As of 1/31/14

CUSIP	Security Description	Par Value/Units	Purchase Date Book Yield	Cost Value Book Value	Mkt Price Mkt YTM	Market Value Accrued Int.	% of Port. Gain/Loss	Moody S&P	Maturity Duration
AGENCY									
313375K48	FHLB Note 2% Due 9/14/2018	1,200,000.00	12/19/2013 1.69 %	1,217,016.00 1,216,592.81	102.02 1.55 %	1,224,210.00 9,133.33	0.62 % 7,617.19	Aaa AA+	4.62 4.37
Total Agency		50,036,000.00	0.68 %	50,550,648.06 50,246,540.64	0.53 %	50,361,738.80 138,516.29	25.39 % 115,198.16	Aaa AA+	2.07 2.03
CASH									
90CASH\$00	Cash Custodial Cash Account	544,761.81	Various 0.00 %	544,761.81 544,761.81	1.00 0.00 %	544,761.81 0.00	0.27 % 0.00	NR NR	0.00 0.00
Total Cash		544,761.81	N/A	544,761.81 544,761.81	0.00 %	544,761.81 0.00	0.27 % 0.00	NR NR	0.00 0.00
COMMERCIAL PAPER									
06538CBD2	Bank of Tokyo Mitsubishi NY Discount CP 0.21% Due 2/13/2014	1,950,000.00	10/15/2013 0.21 %	1,948,635.00 1,949,863.50	99.99 0.21 %	1,949,863.50 0.00	0.98 % 0.00	P-1 A-1	0.04 0.04
89233HGG3	Toyota Motor Credit Discount CP 0.22% Due 7/16/2014	1,900,000.00	11/26/2013 0.22 %	1,897,306.22 1,898,084.17	99.90 0.22 %	1,898,084.17 0.00	0.95 % 0.00	P-1 A-1+	0.45 0.45
69349KGN4	PNC Bank Discount CP 0.27% Due 7/22/2014	2,000,000.00	12/20/2013 0.27 %	1,996,790.00 1,997,435.00	99.87 0.27 %	1,997,435.00 0.00	1.00 % 0.00	P-1 A-1	0.47 0.47
06416KJ35	Bank of Nova Scotia Discount CP 0.25% Due 9/3/2014	2,155,000.00	12/17/2013 0.25 %	2,151,201.51 2,151,861.48	99.85 0.25 %	2,151,861.48 0.00	1.08 % 0.00	P-1 A-1	0.59 0.59
Total Commercial Paper		8,005,000.00	0.24 %	7,993,932.73 7,997,244.15	0.24 %	7,997,244.15 0.00	4.02 % 0.00	P-1 A-1	0.39 0.39
LAIF									
90LAIF\$00	Local Agency Investment Fund State Pool	50,000,000.00	Various 0.23 %	50,000,000.00 50,000,000.00	1.00 0.23 %	50,000,000.00 10,744.32	25.15 % 0.00	NR NR	0.00 0.00
Total LAIF		50,000,000.00	0.23 %	50,000,000.00 50,000,000.00	0.23 %	50,000,000.00 10,744.32	25.15 % 0.00	NR NR	0.00 0.00
LOCAL GOV INVESTMENT POOL									
90CAMP\$00	Public Financial Management CAMP	6,000,000.00	Various 0.06 %	6,000,000.00 6,000,000.00	1.00 0.06 %	6,000,000.00 0.00	3.02 % 0.00	NR NR	0.00 0.00
Total Local Gov Investment Pool		6,000,000.00	0.06 %	6,000,000.00 6,000,000.00	0.06 %	6,000,000.00 0.00	3.02 % 0.00	NR NR	0.00 0.00
MONEY MARKET FUND FI									
90CHECK\$1	Checking Deposit Bank Account	19,334,411.86	Various 0.00 %	19,334,411.86 19,334,411.86	1.00 0.00 %	19,334,411.86 0.00	9.72 % 0.00	NR NR	0.00 0.00



Holdings Report

As of 1/31/14

CUSIP	Security Description	Par Value/Units	Purchase Date Book Yield	Cost Value Book Value	Mkt Price Mkt YTM	Market Value Accrued Int.	% of Port. Gain/Loss	Moody S&P	Maturity Duration
MONEY MARKET FUND FI									
261908107	Dreyfus Treasury Cash Management Fd521	210,128.18	Various 0.01 %	210,128.18 210,128.18	1.00 0.01 %	210,128.18 0.00	0.11 % 0.00	Aaa AAA	0.00 0.00
261908107	Dreyfus Treasury Cash Management Fd521	84,610.77	Various 0.01 %	84,610.77 84,610.77	1.00 0.01 %	84,610.77 0.00	0.04 % 0.00	Aaa AAA	0.00 0.00
Total Money Market Fund FI		19,629,150.81	0.00 %	19,629,150.81	0.00 %	19,629,150.81 0.00	9.87 % 0.00	Aaa AAA	0.00 0.00
NEGOTIABLE CD									
22532XBQ0	Credit Agricole Floating Rate Yankee CD 1.242% Due 5/6/2014	5,000,000.00	05/03/2011 1.24 %	5,000,000.00 5,000,000.00	100.00 1.24 %	5,000,000.00 15,007.50	2.52 % 0.00	NR NR	0.26 0.01
06366WJB1	Bank of Montreal Floating Rate Yankee CD 0.812% Due 9/12/2014	5,000,000.00	05/03/2012 0.81 %	5,000,000.00 5,000,000.00	100.00 0.81 %	5,000,000.00 5,750.60	2.52 % 0.00	Aa3 NR	0.61 0.11
Total Negotiable CD		10,000,000.00	1.03 %	10,000,000.00	1.03 %	10,000,000.00 20,758.10	5.04 % 0.00	P-2 NR	0.44 0.06
US CORPORATE									
59157BAF9	Metlife Institutional Floating Rate Note 1.143% Due 4/4/2014	5,000,000.00	04/19/2011 0.90 %	5,035,915.00 5,002,059.88	100.15 0.27 %	5,007,660.00 4,286.25	2.52 % 5,600.12	Aa3 AA-	0.17 0.17
38259PAA0	Google Inc Note 1.25% Due 5/19/2014	1,000,000.00	05/23/2012 0.48 %	1,015,060.00 1,002,238.08	100.33 0.15 %	1,003,292.00 2,500.00	0.51 % 1,053.92	Aa2 AA	0.30 0.30
594918AB0	Microsoft Note 2.95% Due 6/1/2014	1,347,000.00	Various 0.43 %	1,409,574.91 1,358,078.60	100.87 0.35 %	1,358,660.98 6,622.75	0.69 % 582.38	Aaa AAA	0.33 0.33
94974BET3	Wells Fargo Corp Note 3.75% Due 10/1/2014	950,000.00	05/03/2012 1.16 %	1,007,950.00 966,009.02	102.25 0.37 %	971,371.20 11,875.00	0.49 % 5,362.18	A2 A+	0.67 0.66
09247XAD3	Blackrock Inc Note 3.5% Due 12/10/2014	1,050,000.00	Various 0.76 %	1,121,577.00 1,074,288.76	102.65 0.41 %	1,077,774.60 5,206.25	0.54 % 3,485.84	A1 A+	0.86 0.85
084670AV0	Berkshire Hathaway Note 3.2% Due 2/11/2015	1,475,000.00	05/17/2012 0.86 %	1,567,482.50 1,509,855.21	102.94 0.34 %	1,518,311.90 22,288.89	0.77 % 8,456.69	Aa2 AA	1.03 1.00
06406HCC1	Bank of New York Callable Note Cont 1/20/15 1.2% Due 2/20/2015	366,000.00	07/17/2012 0.66 %	370,856.82 367,875.77	100.82 0.35 %	368,988.76 1,964.20	0.19 % 1,112.99	A1 A+	1.05 0.96
713448BX5	Pepsico Inc. Note 0.75% Due 3/5/2015	1,000,000.00	05/03/2012 0.70 %	1,001,450.00 1,000,558.34	100.42 0.36 %	1,004,216.00 3,041.67	0.51 % 3,657.66	A1 A-	1.09 1.09
191216AX8	Coca Cola Company Note 0.75% Due 3/13/2015	1,000,000.00	05/17/2012 0.64 %	1,003,080.00 1,001,216.98	100.54 0.26 %	1,005,409.00 2,875.00	0.51 % 4,192.02	Aa3 AA-	1.11 1.11
94974BEU0	Wells Fargo Corp Note 3.625% Due 4/15/2015	450,000.00	12/14/2012 0.77 %	479,529.00 465,270.01	103.70 0.54 %	466,670.70 4,803.13	0.24 % 1,400.69	A2 A+	1.20 1.18
931142CX9	Wal-Mart Stores Note 1.5% Due 10/25/2015	975,000.00	05/10/2012 0.75 %	999,784.50 987,431.65	101.83 0.44 %	992,885.40 3,900.00	0.50 % 5,453.75	Aa2 AA	1.73 1.71



Holdings Report

As of 1/31/14

CUSIP	Security Description	Par Value/Units	Purchase Date Book Yield	Cost Value Book Value	Mkt Price Mkt YTM	Market Value Accrued Int.	% of Port. Gain/Loss	Moody S&P	Maturity Duration
US CORPORATE									
459200GU9	IBM Corp Note 2% Due 1/5/2016	1,175,000.00	Various 0.91 %	1,217,806.25 1,199,268.59	102.78 0.55 %	1,207,673.23 1,697.22	0.61 % 8,404.64	Aa3 AA-	1.93 1.89
037833AH3	Apple Inc Note 0.45% Due 5/3/2016	1,225,000.00	05/22/2013 0.54 %	1,221,729.25 1,222,489.68	99.69 0.59 %	1,221,190.25 1,347.50	0.61 % (1,299.43)	Aa1 AA+	2.25 2.24
06406HBX6	Bank of New York Note 2.3% Due 7/28/2016	1,325,000.00	Various 0.93 %	1,390,154.12 1,369,361.18	103.35 0.94 %	1,369,420.63 253.95	0.69 % 59.45	A1 A+	2.49 2.43
742718DV8	Procter & Gamble Co Note 1.45% Due 8/15/2016	1,120,000.00	09/16/2013 0.97 %	1,135,523.20 1,133,548.05	101.59 0.82 %	1,137,813.60 7,488.44	0.58 % 4,265.55	Aa3 AA-	2.54 2.48
24422ERF8	John Deere Capital Corp Note 1.85% Due 9/15/2016	1,300,000.00	Various 1.15 %	1,333,146.75 1,323,146.45	102.47 0.89 %	1,332,147.71 9,085.56	0.67 % 9,001.26	A2 A	2.62 2.54
458140AH3	Intel Corp Note 1.95% Due 10/1/2016	1,246,000.00	Various 0.88 %	1,292,402.48 1,280,862.15	102.91 0.84 %	1,282,252.38 8,099.00	0.65 % 1,390.23	A1 A+	2.67 2.59
674599CB9	Occidental Petroleum Note 1.75% Due 2/15/2017	970,000.00	03/08/2013 1.13 %	993,115.10 987,879.97	101.99 1.08 %	989,299.12 7,827.36	0.50 % 1,419.15	A1 A	3.04 2.93
25468PCS3	Walt Disney Company Note 1.125% Due 2/15/2017	1,225,000.00	Various 0.93 %	1,233,734.25 1,232,072.61	100.43 0.98 %	1,230,276.08 6,354.69	0.62 % (1,796.53)	A2 A	3.04 2.97
36962G5W0	General Electric Capital Corp Note 2.3% Due 4/27/2017	1,170,000.00	10/28/2013 1.34 %	1,208,095.20 1,205,258.96	103.15 1.30 %	1,206,845.64 7,026.50	0.61 % 1,586.68	A1 AA+	3.24 3.10
91159HHD5	US Bancorp Callable Note Cont 4/15/2017 1.65% Due 5/15/2017	1,295,000.00	Various 1.20 %	1,314,111.75 1,313,080.65	101.47 1.18 %	1,314,011.90 4,510.92	0.66 % 931.25	A1 A+	3.29 3.11
68389XAN5	Oracle Corp Note 1.2% Due 10/15/2017	1,400,000.00	01/13/2014 1.40 %	1,389,710.00 1,389,830.35	99.57 1.32 %	1,393,942.20 4,946.67	0.70 % 4,111.85	A1 A+	3.71 3.60
74005PBC7	Praxair Note 1.05% Due 11/7/2017	150,000.00	11/02/2012 1.06 %	149,941.50 149,955.95	98.51 1.46 %	147,758.40 367.50	0.07 % (2,197.55)	A2 A	3.77 3.67
Total US Corporate		28,214,000.00	0.91 %	28,891,729.58 28,541,636.89	0.63 %	28,607,871.68 128,368.45	14.45 % 66,234.79	A1 AA-	1.70 1.65
US TREASURY									
912828QM5	US Treasury Note 1% Due 5/15/2014	1,600,000.00	05/30/2012 0.29 %	1,622,067.86 1,603,183.46	100.26 0.10 %	1,604,124.80 3,447.51	0.81 % 941.34	Aaa AA+	0.28 0.29
912828RG7	US Treasury Note 0.25% Due 9/15/2014	1,600,000.00	05/09/2012 0.30 %	1,598,005.36 1,599,474.61	100.09 0.11 %	1,601,374.40 1,535.91	0.81 % 1,899.79	Aaa AA+	0.62 0.62
912828RV4	US Treasury Note 0.25% Due 12/15/2014	1,600,000.00	05/10/2012 0.34 %	1,596,442.86 1,598,810.53	100.10 0.14 %	1,601,563.20 527.47	0.81 % 2,752.67	Aaa AA+	0.87 0.87
912828RZ5	US Treasury Note 0.25% Due 1/15/2015	1,600,000.00	05/10/2012 0.35 %	1,595,942.86 1,598,557.83	100.10 0.14 %	1,601,625.60 187.85	0.81 % 3,067.77	Aaa AA+	0.96 0.95
912828SE1	US Treasury Note 0.25% Due 2/15/2015	1,600,000.00	05/10/2012 0.36 %	1,595,130.36 1,598,172.68	100.10 0.16 %	1,601,563.20 1,847.83	0.81 % 3,390.52	Aaa AA+	1.04 1.04
912828SP6	US Treasury Note 0.375% Due 4/15/2015	2,000,000.00	Various 0.31 %	2,003,057.48 2,001,598.74	100.24 0.17 %	2,004,844.00 2,245.88	1.01 % 3,245.26	Aaa AA+	1.20 1.20



Holdings Report

As of 1/31/14

CUSIP	Security Description	Par Value/Units	Purchase Date Book Yield	Cost Value Book Value	Mkt Price Mkt YTM	Market Value Accrued Int.	% of Port. Gain/Loss	Moody S&P	Maturity Duration
US TREASURY									
912828NV8	US Treasury Note 1.25% Due 8/31/2015	1,550,000.00	05/18/2012 0.45 %	1,590,147.77 1,569,319.23	101.59 0.24 %	1,574,581.45 8,242.40	0.80 % 5,262.22	Aaa AA+	1.58 1.56
912828PE4	US Treasury Note 1.25% Due 10/31/2015	1,825,000.00	Various 0.48 %	1,872,061.78 1,849,119.29	101.68 0.28 %	1,855,725.70 5,860.67	0.94 % 6,606.41	Aaa AA+	1.75 1.73
912828US7	US Treasury Note 0.375% Due 3/15/2016	1,615,000.00	Various 0.54 %	1,608,452.48 1,609,517.27	99.99 0.38 %	1,614,874.03 2,325.46	0.81 % 5,356.76	Aaa AA+	2.12 2.11
912828VL1	US Treasury Note 0.625% Due 7/15/2016	1,500,000.00	08/14/2013 0.64 %	1,499,419.09 1,499,511.82	100.31 0.50 %	1,504,687.50 440.26	0.76 % 5,175.68	Aaa AA+	2.45 2.43
912828RF9	US Treasury Note 1% Due 8/31/2016	1,900,000.00	12/19/2012 0.51 %	1,934,221.21 1,923,878.80	101.13 0.56 %	1,921,523.20 8,082.87	0.97 % (2,355.60)	Aaa AA+	2.58 2.53
912828WF3	US Treasury Note 0.625% Due 11/15/2016	1,614,400.00	12/13/2013 0.65 %	1,613,459.47 1,613,499.29	100.02 0.62 %	1,614,777.77 2,174.09	0.81 % 1,278.48	Aaa AA+	2.79 2.76
912828TG5	US Treasury Note 0.5% Due 7/31/2017	1,600,000.00	07/22/2013 1.01 %	1,567,880.36 1,572,081.29	98.47 0.95 %	1,575,500.80 22.10	0.79 % 3,419.51	Aaa AA+	3.50 3.46
912828UR9	US Treasury Note 0.75% Due 2/28/2018	1,500,000.00	12/19/2013 1.33 %	1,464,790.02 1,465,778.94	98.26 1.19 %	1,473,867.00 4,785.91	0.74 % 8,088.06	Aaa AA+	4.08 3.99
Total US Treasury		23,104,400.00	0.53 %	23,161,078.96 23,102,503.78	0.39 %	23,150,632.65 41,726.21	11.66 % 48,128.87	Aaa AA+	1.83 1.81
TOTAL PORTFOLIO		197,783,312.62	0.49 %	199,022,971.87 198,313,432.94	0.40 %	198,543,241.90 340,556.71	100.00 % 229,808.96	Aa1 AA	1.05 0.99
TOTAL MARKET VALUE PLUS ACCRUED						198,883,798.61			