



PORTFOLIO CHARACTERISTICS

Average Duration	0.81
Average Coupon	0.77 %
Average Purchase YTM	0.49 %
Average Market YTM	0.38 %
Average S&P/Moody Rating	AA/Aa2
Average Final Maturity	0.95 yrs
Average Life	0.85 yrs

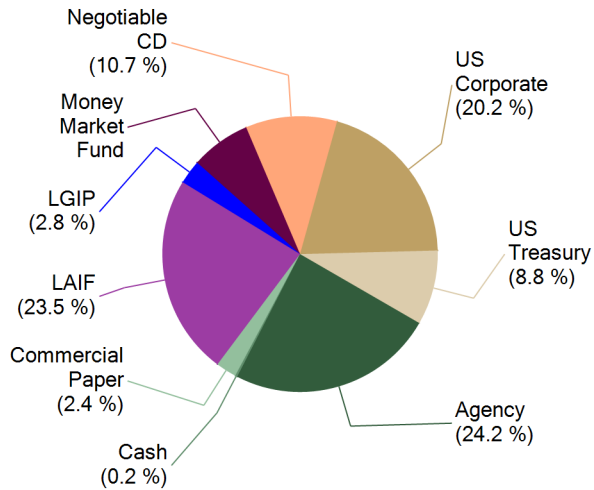
ACCOUNT SUMMARY

	Beg. Values as of 12/31/12	End Values as of 1/31/13
Market Value	214,233,166	212,539,007
Accrued Interest	340,922	367,075
Total Market Value	214,574,088	212,906,082
Income Earned	86,511	92,153
Cont/WD		
Par	212,741,242	211,084,918
Book Value	213,903,300	212,250,806
Cost Value	214,111,189	212,516,121

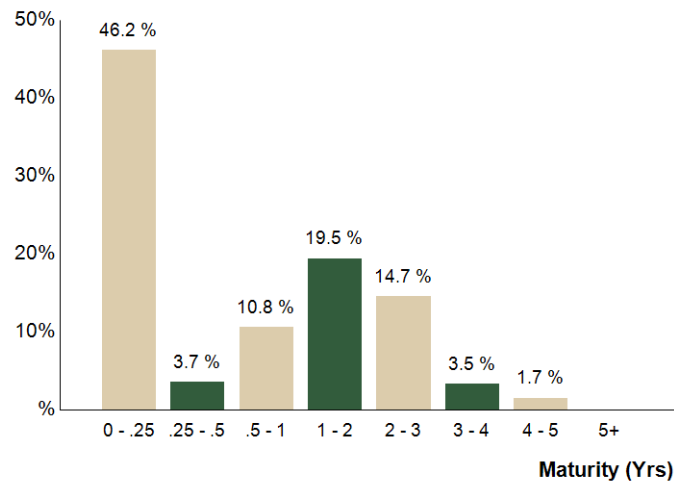
TOP ISSUERS

Issuer	% Portfolio
Local Agency Investment Fund	23.5 %
Government of United States	8.8 %
Custodial Checking Account	6.8 %
Federal National Mortgage Assoc	6.2 %
Federal Home Loan Bank	5.9 %
Federal Farm Credit Bank	5.7 %
Federal Home Loan Mortgage Corp	5.4 %
Bank of Montreal Chicago	4.7 %
	67.0 %

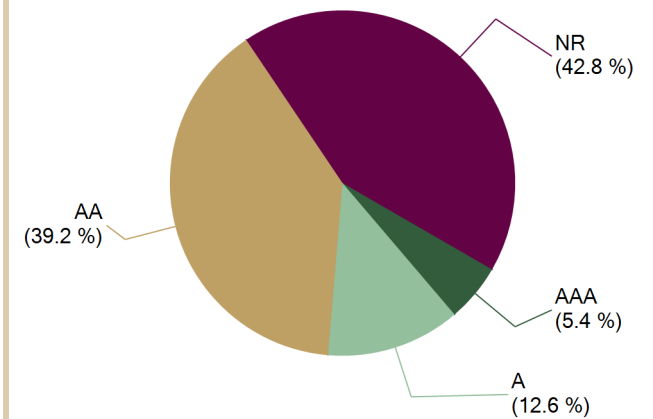
SECTOR ALLOCATION



MATURITY DISTRIBUTION



CREDIT QUALITY (S&P)





Holdings Report

As of 1/31/13

CUSIP	Security Description	Par Value/Units	Purchase Date Book Yield	Cost Value Book Value	Mkt Price Mkt YTM	Market Value Accrued Int.	% of Port. Gain/Loss	Moody S&P	Maturity Duration
AGENCY									
31331JBV4	FFCB Note 1.75% Due 2/21/2013	1,700,000.00	05/30/2012 0.21 %	1,718,938.00 1,701,423.91	100.08 0.24 %	1,701,424.60 13,222.22	0.81 % 0.69	Aaa AA+	0.06 0.06
313385EB8	FHLB Discount Note 0.19% Due 4/8/2013	1,600,000.00	05/23/2012 0.19 %	1,597,297.78 1,599,442.67	99.97 0.19 %	1,599,442.67 0.00	0.75 % 0.00	P-1 A-1+	0.18 0.18
313589FH1	FNMA Discount Note 0.15% Due 5/8/2013	1,600,000.00	11/30/2012 0.16 %	1,598,904.67 1,599,338.67	99.96 0.16 %	1,599,338.67 0.00	0.75 % 0.00	P-1 A-1+	0.27 0.27
880591DW9	Tennessee Valley Authority Note 4.75% Due 8/1/2013	382,000.00	05/17/2012 0.29 %	402,444.64 390,410.18	102.22 0.31 %	390,463.97 9,072.50	0.19 % 53.79	Aaa AA+	0.50 0.49
313589LF8	FNMA Discount Note 0.13% Due 9/3/2013	2,000,000.00	01/30/2013 0.13 %	1,998,440.00 1,998,454.44	99.92 0.13 %	1,998,454.44 0.00	0.94 % 0.00	P-1 A-1+	0.59 0.59
31331KB82	FFCB Note 0.35% Due 10/3/2013	700,000.00	05/11/2012 0.29 %	700,602.00 700,289.72	100.11 0.18 %	700,798.70 803.06	0.33 % 508.98	Aaa AA+	0.67 0.67
3133EALT3	FFCB Note 0.3% Due 11/18/2013	1,600,000.00	05/09/2012 0.28 %	1,600,560.00 1,600,291.56	100.10 0.18 %	1,601,528.00 973.33	0.75 % 1,236.44	Aaa AA+	0.80 0.80
3136FPEX1	FNMA Callable Note 1X 3/17/2011 1.125% Due 12/17/2013	1,500,000.00	05/18/2012 0.34 %	1,518,345.00 1,510,177.49	100.23 0.86 %	1,503,465.00 2,062.50	0.71 % (6,712.49)	Aaa AA+	0.88 0.87
313371UC8	FHLB Note 0.875% Due 12/27/2013	1,600,000.00	05/09/2012 0.29 %	1,615,104.00 1,608,337.61	100.63 0.18 %	1,610,056.00 1,322.22	0.76 % 1,718.39	Aaa AA+	0.90 0.90
3134G3JR2	FHLMC Note 0.45% Due 1/9/2014	2,175,000.00	05/11/2012 0.29 %	2,180,807.25 2,178,282.78	100.25 0.18 %	2,180,507.10 598.13	1.02 % 2,224.32	Aaa AA+	0.94 0.94
313376UF0	FHLB Note 0.375% Due 1/29/2014	1,600,000.00	05/10/2012 0.30 %	1,602,112.00 1,601,217.43	100.19 0.18 %	1,603,099.20 33.33	0.75 % 1,881.77	Aaa AA+	0.99 0.99
3133EADX3	FFCB Note 0.3% Due 2/21/2014	1,600,000.00	05/23/2012 0.32 %	1,599,504.00 1,599,700.69	100.12 0.19 %	1,601,870.40 2,133.33	0.75 % 2,169.71	Aaa AA+	1.06 1.05
3134G1SG0	FHLMC Callable Note 1X 3/3/2011 1.25% Due 3/3/2014	1,000,000.00	05/11/2012 0.37 %	1,015,830.00 1,009,502.81	100.98 0.34 %	1,009,843.00 5,138.89	0.48 % 340.19	Aaa AA+	1.08 1.08
3133EALW6	FFCB Note 0.3% Due 4/23/2014	1,600,000.00	05/23/2012 0.34 %	1,598,800.00 1,599,234.33	100.10 0.22 %	1,601,651.20 1,306.67	0.75 % 2,416.87	Aaa AA+	1.22 1.22
313373JR4	FHLB Note 1.375% Due 5/28/2014	1,575,000.00	05/10/2012 0.33 %	1,608,457.73 1,596,543.73	101.62 0.15 %	1,600,503.98 3,789.84	0.75 % 3,960.25	Aaa AA+	1.32 1.31
3137EACU1	FHLMC Note 1% Due 7/30/2014	1,600,000.00	05/09/2012 0.37 %	1,622,161.60 1,614,865.49	101.14 0.24 %	1,618,193.60 44.44	0.76 % 3,328.11	Aaa AA+	1.49 1.49
3135G0BY8	FNMA Note 0.875% Due 8/28/2014	1,600,000.00	05/23/2012 0.44 %	1,615,488.00 1,610,744.10	100.96 0.26 %	1,615,283.20 5,950.00	0.76 % 4,539.10	Aaa AA+	1.57 1.56
3135G0DW0	FNMA Note 0.625% Due 10/30/2014	1,600,000.00	05/09/2012 0.44 %	1,607,428.80 1,605,232.24	100.59 0.28 %	1,609,489.60 2,527.78	0.76 % 4,257.36	Aaa AA+	1.75 1.74
3135G0KL6	FNMA Callable Note 1X 4/30/13 0.5% Due 10/30/2014	1,600,000.00	05/18/2012 0.54 %	1,598,400.00 1,598,859.19	100.05 0.30 %	1,600,787.20 2,022.22	0.75 % 1,928.01	Aaa AA+	1.75 0.25
3137EADA4	FHLMC Note 0.625% Due 12/29/2014	1,600,000.00	05/24/2012 0.61 %	1,600,432.00 1,600,317.16	100.62 0.30 %	1,609,876.80 888.89	0.76 % 9,559.64	Aaa AA+	1.91 1.90



Holdings Report

As of 1/31/13

CUSIP	Security Description	Par Value/Units	Purchase Date Book Yield	Cost Value Book Value	Mkt Price Mkt YTM	Market Value Accrued Int.	% of Port. Gain/Loss	Moody S&P	Maturity Duration
AGENCY									
3133XWX95	FHLB Note 2.75% Due 3/13/2015	1,700,000.00	05/30/2012 0.55 %	1,803,394.00 1,778,359.63	105.10 0.33 %	1,786,660.90 17,920.83	0.85 % 8,301.27	Aaa AA+	2.11 2.05
3137EADD8	FHLMC Note 0.5% Due 4/17/2015	1,600,000.00	05/11/2012 0.51 %	1,599,753.60 1,599,814.28	100.40 0.32 %	1,606,377.60 2,311.11	0.76 % 6,563.32	Aaa AA+	2.21 2.20
880591DY5	Tennessee Valley Authority Note 4.375% Due 6/15/2015	1,425,000.00	05/29/2012 0.61 %	1,586,580.75 1,550,657.76	109.36 0.41 %	1,558,327.28 7,966.15	0.74 % 7,669.52	Aaa AA+	2.37 2.27
3133EADW5	FFCB Note 0.55% Due 8/17/2015	1,825,000.00	Various 0.56 %	1,824,474.50 1,824,618.09	100.13 0.50 %	1,827,388.93 4,572.64	0.86 % 2,770.84	Aaa AA+	2.54 2.52
3133EC7H1	FFCB Note 0.34% Due 8/17/2015	1,900,000.00	12/19/2012 0.42 %	1,895,858.00 1,896,041.61	99.88 0.39 %	1,897,685.80 789.56	0.89 % 1,644.19	Aaa AA+	2.54 2.53
3137EACM9	FHLMC Note 1.75% Due 9/10/2015	1,535,000.00	05/09/2012 0.60 %	1,593,222.55 1,580,459.48	103.53 0.39 %	1,589,154.80 10,521.15	0.75 % 8,695.32	Aaa AA+	2.61 2.54
31398A4M1	FNMA Note 1.625% Due 10/26/2015	1,600,000.00	05/17/2012 0.69 %	1,650,848.00 1,640,362.62	103.30 0.41 %	1,652,755.20 6,861.11	0.78 % 12,392.58	Aaa AA+	2.73 2.67
3134G3W55	FHLMC Note 0.45% Due 11/24/2015	1,950,000.00	12/14/2012 0.41 %	1,952,067.00 1,951,978.30	100.07 0.43 %	1,951,298.70 2,071.88	0.92 % (679.60)	Aaa AA+	2.81 2.79
313371NW2	FHLB Note 1.375% Due 12/11/2015	1,200,000.00	01/04/2013 0.46 %	1,231,848.00 1,231,160.85	102.76 0.40 %	1,233,093.60 2,291.67	0.58 % 1,932.75	Aaa AA+	2.86 2.81
31331VGU4	FFCB Note 4.875% Due 12/16/2015	511,000.00	05/18/2012 0.73 %	585,529.35 570,897.82	112.43 0.51 %	574,507.08 3,113.91	0.27 % 3,609.26	Aaa AA+	2.87 2.71
313373SZ6	FHLB Note 2.125% Due 6/10/2016	375,000.00	01/04/2013 0.56 %	394,788.75 394,424.05	105.27 0.54 %	394,773.38 1,128.91	0.19 % 349.33	Aaa AA+	3.36 3.24
3135G0CM3	FNMA Note 1.25% Due 9/28/2016	1,600,000.00	05/29/2012 0.92 %	1,622,624.00 1,619,091.68	102.34 0.60 %	1,637,422.40 6,833.33	0.77 % 18,330.72	Aaa AA+	3.66 3.56
3133786Q9	FHLB Note 1% Due 2/13/2017	1,725,000.00	10/17/2012 0.75 %	1,743,285.00 1,742,057.51	101.13 0.72 %	1,744,437.30 8,050.00	0.82 % 2,379.79	Aaa AA+	4.04 3.93
313379FW4	FHLB Note 1% Due 6/9/2017	935,000.00	09/14/2012 0.82 %	942,908.70 942,280.95	100.60 0.86 %	940,580.08 1,350.56	0.44 % (1,700.87)	Aaa AA+	4.36 4.25
3133EAY28	FFCB Note 0.83% Due 9/21/2017	695,000.00	09/21/2012 0.81 %	695,611.60 695,568.61	99.62 0.91 %	692,381.24 2,083.07	0.33 % (3,187.37)	Aaa AA+	4.64 4.53
Total Agency		50,808,000.00	0.44 %	51,522,851.27 51,340,439.44	0.34 %	51,442,921.62 129,755.23	24.22 % 102,482.18	Aaa AA+	1.80 1.72
CASH									
90CASH\$00	Cash Custodial Cash Account	531,455.25	Various 0.00 %	531,455.25 531,455.25	1.00 0.00 %	531,455.25 0.00	0.25 % 0.00	NR NR	0.00 0.00
Total Cash		531,455.25	N/A	531,455.25	0.00 %	531,455.25 0.00	0.25 % 0.00	NR NR	0.00 0.00



Holdings Report

As of 1/31/13

CUSIP	Security Description	Par Value/Units	Purchase Date Book Yield	Cost Value Book Value	Mkt Price Mkt YTM	Market Value Accrued Int.	% of Port. Gain/Loss	Moody S&P	Maturity Duration
COMMERCIAL PAPER									
06416JP15	Bank of Nova Scotia Discount CP 0.2% Due 2/1/2013	1,700,000.00	11/13/2012 0.20 %	1,699,244.45 1,700,000.00	100.00 0.20 %	1,700,000.00 0.00	0.80 % 0.00	P-1 A-1	0.00 0.00
14912DQ44	Caterpillar Finance Corp Discount CP 0.18% Due 3/4/2013	1,100,000.00	12/04/2012 0.18 %	1,099,510.50 1,099,829.50	99.98 0.18 %	1,099,829.50 0.00	0.52 % 0.00	P-1 A-1	0.09 0.09
89233GRV0	Toyota Motor Credit Discount CP 0.28% Due 4/29/2013	1,600,000.00	10/25/2012 0.28 %	1,597,747.56 1,598,917.34	99.93 0.28 %	1,598,917.34 0.00	0.75 % 0.00	P-1 A-1+	0.24 0.24
4662J0T36	JP Morgan Discount CP 0.285% Due 6/3/2013	800,000.00	11/29/2012 0.29 %	798,822.00 799,227.33	99.90 0.29 %	799,227.33 0.00	0.38 % 0.00	P-1 A-1	0.34 0.34
Total Commercial Paper		5,200,000.00	0.24 %	5,195,324.51 5,197,974.17	0.24 %	5,197,974.17 0.00	2.44 % 0.00	P1 A-1	0.15 0.15
LAIF									
90LAIF\$00	Local Agency Investment Fund State Pool	50,000,000.00	Various 0.29 %	50,000,000.00 50,000,000.00	1.00 0.29 %	50,000,000.00 12,783.42	23.49 % 0.00	NR NR	0.00 0.00
Total LAIF		50,000,000.00	0.29 %	50,000,000.00 50,000,000.00	0.29 %	50,000,000.00 12,783.42	23.49 % 0.00	NR NR	0.00 0.00
LGIP									
90CAMP\$00	Public Financial Management CAMP	6,000,000.00	Various 0.14 %	6,000,000.00 6,000,000.00	1.00 0.14 %	6,000,000.00 0.00	2.82 % 0.00	NR NR	0.00 0.00
Total LGIP		6,000,000.00	0.14 %	6,000,000.00 6,000,000.00	0.14 %	6,000,000.00 0.00	2.82 % 0.00	NR NR	0.00 0.00
MONEY MARKET FUND FI									
90CHECK\$1	Checking Deposit Bank Account	14,447,953.40	Various 0.00 %	14,447,953.40 14,447,953.40	1.00 0.00 %	14,447,953.40 0.00	6.79 % 0.00	NR NR	0.00 0.00
261908107	Dreyfus Treasury Cash Management Fd521	73,656.96	Various 0.01 %	73,656.96 73,656.96	1.00 0.01 %	73,656.96 0.00	0.03 % 0.00	Aaa AAA	0.00 0.00
261908107	Dreyfus Treasury Cash Management Fd521	460,852.34	Various 0.01 %	460,852.34 460,852.34	1.00 0.01 %	460,852.34 0.00	0.22 % 0.00	Aaa AAA	0.00 0.00
Total Money Market Fund FI		14,982,462.70	0.00 %	14,982,462.70 14,982,462.70	0.00 %	14,982,462.70 0.00	7.04 % 0.00	Aaa AAA	0.00 0.00
NEGOTIABLE CD									
89112WFT9	Toronto Dominon Bank Yankee CD 0.22% Due 2/5/2013	1,700,000.00	11/26/2012 0.21 %	1,700,033.42 1,700,001.88	100.00 0.21 %	1,700,001.88 914.22	0.80 % 0.00	P-1 A-1+	0.01 0.01
06740MVL4	Barclays Bank PLC Floating Rate Yankee CD 1.062% Due 2/7/2013	5,000,000.00	02/07/2011 1.06 %	5,000,000.00 5,000,000.00	100.00 1.06 %	5,000,000.00 12,682.01	2.35 % 0.00	NR NR	0.02 0.02



Holdings Report

As of 1/31/13

CUSIP	Security Description	Par Value/Units	Purchase Date Book Yield	Cost Value Book Value	Mkt Price Mkt YTM	Market Value Accrued Int.	% of Port. Gain/Loss	Moody S&P	Maturity Duration
NEGOTIABLE CD									
78009NDY9	Royal Bank of Canada Negotiable CD 0.49% Due 2/8/2013	1,125,000.00	10/05/2012 0.25 %	1,125,911.09 1,125,052.28	100.00 0.25 %	1,125,052.28 5,466.56	0.53 % 0.00	P-1 A-1+	0.02 0.02
06366US33	Bank of Montreal Chicago Floating Rate Yankee CD 0.572% Due 5/13/2013	5,000,000.00	05/12/2011 0.57 %	5,000,000.00 5,000,000.00	100.00 0.57 %	5,000,000.00 6,352.78	2.35 % 0.00	NR NR	0.28 0.03
22532XBQ0	Credit Agricole Floating Rate Yankee CD 1.313% Due 5/6/2014	5,000,000.00	05/03/2011 1.31 %	5,000,000.00 5,000,000.00	100.00 1.31 %	5,000,000.00 15,862.40	2.36 % 0.00	NR NR	1.26 0.01
06366WJB1	Bank of Montreal Floating Rate Yankee CD 0.881% Due 9/12/2014	5,000,000.00	05/03/2012 0.88 %	5,000,000.00 5,000,000.00	100.00 0.88 %	5,000,000.00 6,236.88	2.35 % 0.00	Aa3 NR	1.61 0.11
Total Negotiable CD		22,825,000.00	0.87 %	22,825,944.51 22,825,054.16	0.87 %	22,825,054.16 47,514.85	10.74 % 0.00	Aa2 AAA	0.70 0.04
US CORPORATE									
46623EJA8	JP Morgan Chase Floating Rate Note 0.961% Due 2/26/2013	6,348,000.00	05/12/2010 0.88 %	6,361,762.46 6,348,336.98	100.05 0.22 %	6,351,408.88 11,347.67	2.99 % 3,071.90	A2 A	0.07 0.07
225434AP4	Credit Suisse USA Inc. Floating Rate Note 0.555% Due 4/12/2013	5,000,000.00	12/18/2009 0.78 %	4,961,975.00 4,997,802.02	100.07 0.22 %	5,003,355.00 1,541.67	2.35 % 5,552.98	A1 A+	0.19 0.20
91159HGY0	US Bancorp Callable Note Cont 8/13/13 1.375% Due 9/13/2013	1,200,000.00	05/09/2012 0.51 %	1,212,876.00 1,205,449.71	100.53 0.38 %	1,206,310.80 6,325.00	0.57 % 861.09	A1 A+	0.62 0.53
74153WBJ7	Pricoa Global Funding Floating Rate Note 0.51% Due 9/27/2013	3,000,000.00	11/18/2009 1.31 %	2,908,533.00 2,984,549.93	100.05 0.43 %	3,001,503.00 1,530.00	1.41 % 16,953.07	A2 AA-	0.65 0.15
74254PPF3	Principal Life Inc Fdg Floating Rate Note 0.492% Due 11/8/2013	4,270,000.00	12/23/2010 0.76 %	4,236,792.21 4,261,153.02	100.06 0.41 %	4,272,591.89 4,957.80	2.01 % 11,438.87	Aa3 A+	0.77 0.02
59157BAF9	Metlife Institutional Floating Rate Note 1.205% Due 4/4/2014	5,000,000.00	04/19/2011 0.96 %	5,035,915.00 5,014,186.59	100.83 0.51 %	5,041,300.00 4,518.75	2.37 % 27,113.41	Aa3 AA-	1.17 0.18
38259PAA0	Google Inc Note 1.25% Due 5/19/2014	1,000,000.00	05/23/2012 0.48 %	1,015,060.00 1,009,872.67	101.17 0.35 %	1,011,692.00 2,500.00	0.48 % 1,819.33	Aa2 AA	1.30 1.29
594918AB0	Microsoft Note 2.95% Due 6/1/2014	1,347,000.00	Various 0.43 %	1,409,574.91 1,391,776.00	103.48 0.33 %	1,393,883.68 6,622.75	0.66 % 2,107.68	Aaa AAA	1.33 1.31
36962GK86	General Electric Capital Corp Note 4.75% Due 9/15/2014	1,182,000.00	Various 1.14 %	1,277,709.46 1,249,978.32	106.39 0.78 %	1,257,565.26 21,210.33	0.60 % 7,586.94	A1 AA+	1.62 1.55
94974BET3	Wells Fargo Corp Note 3.75% Due 10/1/2014	950,000.00	05/03/2012 1.16 %	1,007,950.00 990,154.85	105.33 0.53 %	1,000,673.95 11,875.00	0.48 % 10,519.10	A2 A+	1.67 1.61
74005PAQ7	Praxair Note 5.25% Due 11/15/2014	350,000.00	Various 0.67 %	389,276.39 378,303.17	108.27 0.60 %	378,928.90 3,879.17	0.18 % 625.73	A2 A	1.79 1.71
09247XAD3	Blackrock Inc Note 3.5% Due 12/10/2014	1,050,000.00	Various 0.76 %	1,121,577.00 1,102,703.48	105.47 0.54 %	1,107,443.40 5,206.25	0.52 % 4,739.92	A1 A+	1.86 1.80
084670AV0	Berkshire Hathaway Note 3.2% Due 2/11/2015	1,475,000.00	05/17/2012 0.86 %	1,567,482.50 1,543,780.95	105.18 0.62 %	1,551,452.20 22,288.89	0.74 % 7,671.25	Aa2 AA+	2.03 1.95



Holdings Report

As of 1/31/13

CUSIP	Security Description	Par Value/Units	Purchase Date Book Yield	Cost Value Book Value	Mkt Price Mkt YTM	Market Value Accrued Int.	% of Port. Gain/Loss	Moody S&P	Maturity Duration
US CORPORATE									
40428HPG1	HSBC USA Inc Note 2.375% Due 2/13/2015	1,000,000.00	05/15/2012 1.89 %	1,012,780.00 1,009,473.29	103.13 0.82 %	1,031,326.00 11,083.33	0.49 % 21,852.71	A2 A+	2.04 1.97
06406HCC1	Bank of New York Callable Note Cont 1/20/15 1.2% Due 2/20/2015	366,000.00	07/17/2012 0.66 %	370,856.82 369,815.31	101.15 0.61 %	370,197.65 1,964.20	0.17 % 382.34	Aa3 A+	2.05 1.94
713448BX5	Pepsico Inc. Note 0.75% Due 3/5/2015	1,000,000.00	05/03/2012 0.70 %	1,001,450.00 1,001,071.68	100.32 0.60 %	1,003,204.00 3,041.67	0.47 % 2,132.32	Aa3 A-	2.09 2.07
191216AX8	Coca Cola Company Note 0.75% Due 3/13/2015	1,000,000.00	05/17/2012 0.64 %	1,003,080.00 1,002,313.76	100.61 0.46 %	1,006,069.00 2,875.00	0.47 % 3,755.24	Aa3 AA-	2.11 2.09
94974BEU0	Wells Fargo Corp Note 3.625% Due 4/15/2015	450,000.00	12/14/2012 0.77 %	479,529.00 477,995.03	106.11 0.82 %	477,493.65 4,803.13	0.23 % (501.38)	A2 A+	2.20 2.11
913017BY4	United Tech Corp Note 1.2% Due 6/1/2015	950,000.00	12/14/2012 0.57 %	964,516.00 963,801.57	101.47 0.56 %	964,006.80 1,900.00	0.45 % 205.23	A2 A	2.33 2.30
931142CX9	Wal-Mart Stores Note 1.5% Due 10/25/2015	975,000.00	05/10/2012 0.75 %	999,784.50 994,622.70	102.73 0.49 %	1,001,594.10 3,900.00	0.47 % 6,971.40	Aa2 AA	2.73 2.67
459200GU9	IBM Corp Note 2% Due 1/5/2016	950,000.00	05/07/2012 0.98 %	984,713.00 977,770.40	103.59 0.76 %	984,082.20 1,372.22	0.46 % 6,311.80	Aa3 AA-	2.93 2.85
46625HJA9	JP Morgan Chase Note 3.15% Due 7/5/2016	950,000.00	05/07/2012 2.12 %	988,570.00 981,781.48	105.80 1.41 %	1,005,138.00 2,161.25	0.47 % 23,356.52	A2 A	3.43 3.25
06406HBX6	Bank of New York Note 2.3% Due 7/28/2016	1,325,000.00	Various 0.93 %	1,390,154.12 1,387,193.60	104.14 1.09 %	1,379,886.80 253.95	0.65 % (7,306.80)	Aa3 A+	3.49 3.36
24422ERF8	John Deere Capital Corp Note 1.85% Due 9/15/2016	975,000.00	05/03/2012 1.27 %	999,072.75 995,002.62	102.99 1.01 %	1,004,176.88 6,814.17	0.47 % 9,174.26	A2 A	3.62 3.48
74005PBC7	Praxair Note 1.05% Due 11/7/2017	150,000.00	11/02/2012 1.06 %	149,941.50 149,944.26	99.35 1.19 %	149,017.50 367.50	0.07 % (926.76)	A2 A	4.77 4.62
Total US Corporate		42,263,000.00	0.91 %	42,850,931.62 42,788,833.39	0.49 %	42,954,301.54 144,339.70	20.24 % 165,468.15	A1 A+	1.28 1.02
US TREASURY									
912828RS1	US Treasury Note 0.25% Due 11/30/2013	1,600,000.00	05/09/2012 0.24 %	1,600,192.86 1,600,102.36	100.07 0.16 %	1,601,187.20 692.31	0.75 % 1,084.84	Aaa AA+	0.83 0.83
912828SB7	US Treasury Note 0.25% Due 1/31/2014	1,600,000.00	05/09/2012 0.25 %	1,599,880.36 1,599,930.98	100.08 0.17 %	1,601,249.60 11.05	0.75 % 1,318.62	Aaa AA+	1.00 1.00
912828QM5	US Treasury Note 1% Due 5/15/2014	1,600,000.00	05/30/2012 0.29 %	1,622,067.86 1,614,464.65	101.02 0.21 %	1,616,312.00 3,447.51	0.76 % 1,847.35	Aaa AA+	1.28 1.28
912828RG7	US Treasury Note 0.25% Due 9/15/2014	1,600,000.00	05/09/2012 0.30 %	1,598,005.36 1,598,626.07	100.03 0.23 %	1,600,436.80 1,535.91	0.75 % 1,810.73	Aaa AA+	1.62 1.61
912828RV4	US Treasury Note 0.25% Due 12/15/2014	1,600,000.00	05/10/2012 0.34 %	1,596,442.86 1,597,440.96	99.98 0.26 %	1,599,750.40 527.47	0.75 % 2,309.44	Aaa AA+	1.87 1.86
912828RZ5	US Treasury Note 0.25% Due 1/15/2015	1,600,000.00	05/10/2012 0.35 %	1,595,942.86 1,597,045.21	99.96 0.27 %	1,599,374.40 187.85	0.75 % 2,329.19	Aaa AA+	1.96 1.95



Holdings Report

As of 1/31/13

CUSIP	Security Description	Par Value/Units	Purchase Date Book Yield	Cost Value Book Value	Mkt Price Mkt YTM	Market Value Accrued Int.	% of Port. Gain/Loss	Moody S&P	Maturity Duration
US TREASURY									
912828SE1	US Treasury Note 0.25% Due 2/15/2015	1,600,000.00	05/10/2012 0.36 %	1,595,130.36 1,596,412.86	99.94 0.28 %	1,599,000.00 1,847.83	0.75 % 2,587.14	Aaa AA+	2.04 2.03
912828SP6	US Treasury Note 0.375% Due 4/15/2015	2,000,000.00	Various 0.31 %	2,003,057.48 2,002,931.03	100.16 0.30 %	2,003,124.00 2,245.88	0.94 % 192.97	Aaa AA+	2.20 2.19
912828NV8	US Treasury Note 1.25% Due 8/31/2015	1,550,000.00	05/18/2012 0.45 %	1,590,147.77 1,581,561.45	102.29 0.36 %	1,585,481.05 8,242.40	0.75 % 3,919.60	Aaa AA+	2.58 2.53
912828PE4	US Treasury Note 1.25% Due 10/31/2015	1,825,000.00	Various 0.48 %	1,872,061.78 1,862,939.62	102.38 0.38 %	1,868,343.75 5,860.67	0.88 % 5,404.13	Aaa AA+	2.75 2.70
912828RF9	US Treasury Note 1% Due 8/31/2016	1,900,000.00	12/19/2012 0.51 %	1,934,221.21 1,933,131.20	101.61 0.55 %	1,930,578.60 8,082.87	0.91 % (2,552.60)	Aaa AA+	3.58 3.50
Total US Treasury		18,475,000.00	0.36 %	18,607,150.76 18,584,586.39	0.29 %	18,604,837.80 32,681.75	8.75 % 20,251.41	Aaa AA+	2.02 2.00
TOTAL PORTFOLIO		211,084,917.95	0.49 %	212,516,120.62 212,250,805.50	0.38 %	212,539,007.24 367,074.95	100.00 % 288,201.74	Aa2 AA	0.95 0.81
TOTAL MARKET VALUE PLUS ACCRUED						212,906,082.19			