



PORTFOLIO CHARACTERISTICS

Average Duration	1.00
Average Coupon	0.74 %
Average Purchase YTM	0.50 %
Average Market YTM	0.41 %
Average S&P/Moody Rating	AA/Aa1
Average Final Maturity	1.06 yrs
Average Life	0.99 yrs

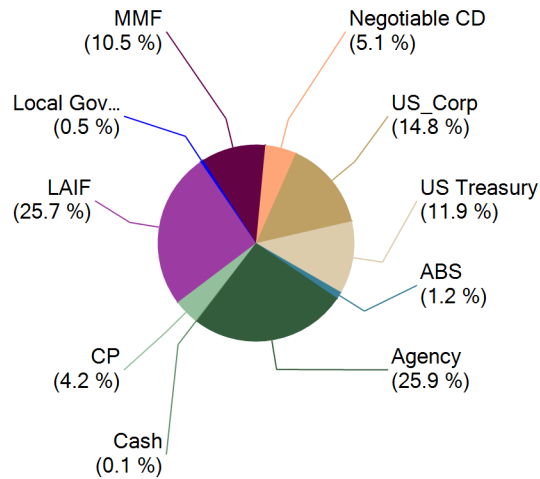
ACCOUNT SUMMARY

	Beg. Values as of 1/31/14	End Values as of 2/28/14
Market Value	198,543,242	194,200,197
Accrued Interest	340,557	315,661
Total Market Value	198,883,799	194,515,858
Income Earned	83,539	81,070
Cont/WD		
Par	197,783,313	193,423,648
Book Value	198,313,433	193,924,649
Cost Value	199,022,972	194,669,025

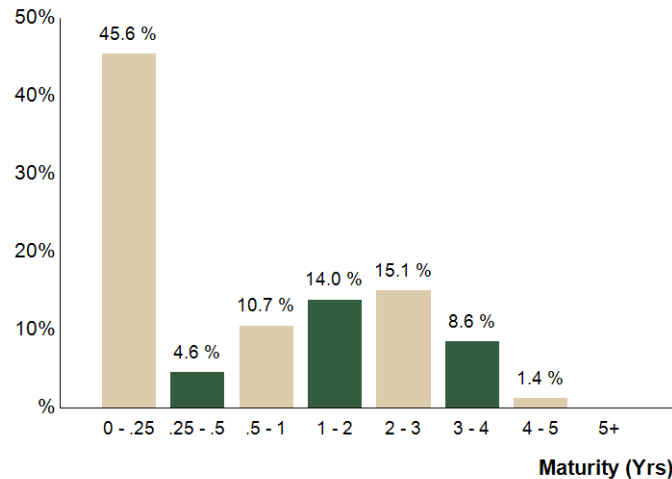
TOP ISSUERS

Issuer	% Portfolio
Local Agency Investment Fund	25.7 %
Government of United States	11.9 %
Custodial Checking Account	10.4 %
Federal Home Loan Mortgage Corp	7.7 %
Federal National Mortgage Assoc	7.5 %
Federal Home Loan Bank	6.5 %
Federal Farm Credit Bank	3.4 %
Metlife Inc	2.6 %
	75.7 %

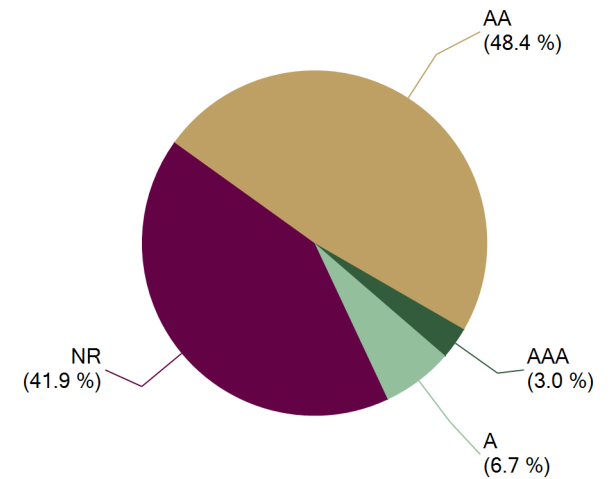
SECTOR ALLOCATION



MATURITY DISTRIBUTION



CREDIT QUALITY (S&P)





Holdings Report

As of 2/28/14

CUSIP	Security Description	Par Value/Units	Purchase Date Book Yield	Cost Value Book Value	Mkt Price Mkt YTM	Market Value Accrued Int.	% of Port. Gain/Loss	Moody S&P	Maturity Duration
ABS									
89231NAC7	Toyota Auto Receivable 2012-B A3 0.46% Due 7/15/2016	1,250,000.00	01/16/2014 0.39 %	1,250,732.42 1,250,686.11	100.06 0.38 %	1,250,710.00 255.56	0.64 % 23.89	Aaa AAA	2.38 0.73
43813CAC4	Honda Auto Receivables 2012-4 A3 0.52% Due 8/18/2016	1,000,000.00	12/13/2013 0.40 %	1,000,937.50 1,000,835.51	100.15 0.35 %	1,001,528.00 187.78	0.51 % 692.49	Aaa AAA	2.47 0.88
Total ABS		2,250,000.00	0.39 %	2,251,669.92 2,251,521.62	0.37 %	2,252,238.00 443.34	1.16 % 716.38	Aaa AAA	2.42 0.80
AGENCY									
3134G1SG0	FHLMC Callable Note 1X 3/3/2011 1.25% Due 3/3/2014	1,000,000.00	05/11/2012 0.37 %	1,015,830.00 1,000,048.12	100.00 1.25 %	1,000,000.00 6,180.56	0.52 % (48.12)	Aaa AA+	0.01 0.01
3133EALW6	FFCB Note 0.3% Due 4/23/2014	1,600,000.00	05/23/2012 0.34 %	1,598,800.00 1,599,909.01	100.03 0.12 %	1,600,444.80 1,706.67	0.82 % 535.79	Aaa AA+	0.15 0.15
313373JR4	FHLB Note 1.375% Due 5/28/2014	1,575,000.00	05/10/2012 0.33 %	1,608,457.73 1,578,941.47	100.30 0.17 %	1,579,739.18 5,594.53	0.82 % 797.71	Aaa AA+	0.24 0.25
3135G0BY8	FNMA Note 0.875% Due 8/28/2014	1,600,000.00	05/23/2012 0.44 %	1,615,488.00 1,603,375.11	100.38 0.12 %	1,606,024.00 38.89	0.83 % 2,648.89	Aaa AA+	0.50 0.50
3135G0DW0	FNMA Note 0.625% Due 10/30/2014	1,600,000.00	05/09/2012 0.44 %	1,607,428.80 1,601,999.11	100.32 0.15 %	1,605,102.40 3,361.11	0.83 % 3,103.29	Aaa AA+	0.67 0.66
3137EADA4	FHLMC Note 0.625% Due 12/29/2014	1,600,000.00	05/24/2012 0.61 %	1,600,432.00 1,600,138.08	100.38 0.17 %	1,606,112.00 1,722.22	0.83 % 5,973.92	Aaa AA+	0.83 0.83
3133XWX95	FHLB Note 2.75% Due 3/13/2015	1,700,000.00	05/30/2012 0.55 %	1,803,394.00 1,738,365.69	102.63 0.22 %	1,744,704.90 21,816.67	0.91 % 6,339.21	Aaa AA+	1.04 1.02
3137EADD8	FHLMC Note 0.5% Due 4/17/2015	1,600,000.00	05/11/2012 0.51 %	1,599,753.60 1,599,904.95	100.33 0.21 %	1,605,313.60 2,977.78	0.83 % 5,408.65	Aaa AA+	1.13 1.13
880591DY5	Tennessee Valley Authority Note 4.375% Due 6/15/2015	1,425,000.00	05/29/2012 0.61 %	1,586,580.75 1,493,500.93	105.26 0.30 %	1,500,024.83 13,161.46	0.78 % 6,523.90	Aaa AA+	1.29 1.26
3133EADW5	FFCB Note 0.55% Due 8/17/2015	1,825,000.00	Various 0.56 %	1,824,474.50 1,824,780.00	100.24 0.38 %	1,829,420.15 390.35	0.94 % 4,640.15	Aaa AA+	1.47 1.46
3133EC7H1	FFCB Note 0.34% Due 8/17/2015	1,900,000.00	12/19/2012 0.42 %	1,895,858.00 1,897,719.76	100.10 0.27 %	1,901,848.70 251.22	0.98 % 4,128.94	Aaa AA+	1.47 1.46
3135G0NV1	FNMA Note 0.5% Due 9/28/2015	1,375,000.00	10/24/2013 0.35 %	1,378,932.50 1,378,222.08	100.31 0.31 %	1,379,208.88 2,921.88	0.71 % 986.80	Aaa AA+	1.58 1.57
31398A4M1	FNMA Note 1.625% Due 10/26/2015	1,600,000.00	05/17/2012 0.69 %	1,650,848.00 1,624,452.38	102.15 0.33 %	1,634,323.20 9,027.78	0.84 % 9,870.82	Aaa AA+	1.66 1.63
3134G3W55	FHLMC Note 0.45% Due 11/24/2015	1,950,000.00	12/14/2012 0.41 %	1,952,067.00 1,951,220.53	100.19 0.34 %	1,953,781.05 2,364.38	1.01 % 2,560.52	Aaa AA+	1.74 1.73
313371NW2	FHLB Note 1.375% Due 12/11/2015	1,200,000.00	01/04/2013 0.46 %	1,231,848.00 1,219,419.51	101.87 0.32 %	1,222,429.20 3,666.67	0.63 % 3,009.69	Aaa AA+	1.78 1.76
31331VGU4	FFCB Note 4.875% Due 12/16/2015	511,000.00	05/18/2012 0.73 %	585,529.35 548,436.14	108.07 0.37 %	552,235.66 5,189.84	0.29 % 3,799.52	Aaa AA+	1.80 1.73



Holdings Report

As of 2/28/14

CUSIP	Security Description	Par Value/Units	Purchase Date Book Yield	Cost Value Book Value	Mkt Price Mkt YTM	Market Value Accrued Int.	% of Port. Gain/Loss	Moody S&P	Maturity Duration
AGENCY									
313382B77	FHLB Note 0.42% Due 2/12/2016	1,700,000.00	02/22/2013 0.46 %	1,697,960.00 1,698,655.71	100.08 0.38 %	1,701,281.80 376.83	0.87 % 2,626.09	Aaa AA+	1.96 1.95
3137EADQ9	FHLMC Note 0.5% Due 5/13/2016	1,150,000.00	Various 0.71 %	1,143,385.05 1,144,840.63	100.24 0.39 %	1,152,720.90 1,725.00	0.59 % 7,880.27	Aaa AA+	2.21 2.19
313373SZ6	FHLB Note 2.125% Due 6/10/2016	375,000.00	01/04/2013 0.56 %	394,788.75 388,192.50	103.66 0.51 %	388,713.38 1,792.97	0.20 % 520.88	Aaa AA+	2.28 2.23
3135G0YE7	FNMA Note 0.625% Due 8/26/2016	1,600,000.00	01/29/2014 0.60 %	1,600,864.00 1,600,836.40	100.10 0.59 %	1,601,531.20 138.89	0.82 % 694.80	Aaa AA+	2.49 2.47
3135G0CM3	FNMA Note 1.25% Due 9/28/2016	1,600,000.00	05/29/2012 0.92 %	1,622,624.00 1,613,471.43	101.57 0.63 %	1,625,198.40 8,500.00	0.84 % 11,726.97	Aaa AA+	2.58 2.53
3137EADS5	FHLMC Note 0.875% Due 10/14/2016	1,350,000.00	10/24/2013 0.70 %	1,357,020.00 1,356,198.30	100.72 0.60 %	1,359,691.65 4,429.69	0.70 % 3,493.35	Aaa AA+	2.63 2.58
3130A0C65	FHLB Note 0.625% Due 12/28/2016	1,350,000.00	12/23/2013 0.80 %	1,343,155.50 1,343,572.39	99.92 0.65 %	1,348,967.25 1,476.56	0.69 % 5,394.86	Aaa AA+	2.83 2.80
3133786Q9	FHLB Note 1% Due 2/13/2017	1,725,000.00	10/17/2012 0.75 %	1,743,285.00 1,737,506.52	100.42 0.85 %	1,732,314.00 862.50	0.89 % (5,192.52)	Aaa AA+	2.96 2.91
3137EADT3	FHLMC Note 0.875% Due 2/22/2017	1,700,000.00	02/24/2014 0.77 %	1,705,142.50 1,705,133.07	100.41 0.73 %	1,707,022.70 1,652.78	0.88 % 1,889.63	Aaa AA+	2.99 2.94
3135G0UY7	FNMA Callable Note 1X 2/27/15 1% Due 2/27/2017	970,000.00	04/24/2013 0.48 %	979,215.00 974,970.35	100.49 0.50 %	974,778.22 107.78	0.50 % (192.13)	Aaa AA+	3.00 0.99
3137EADC0	FHLMC Note 1% Due 3/8/2017	1,650,000.00	10/29/2013 0.83 %	1,659,108.00 1,658,200.92	100.83 0.72 %	1,663,619.10 7,929.17	0.86 % 5,418.18	Aaa AA+	3.02 2.97
3135G0JA2	FNMA Note 1.125% Due 4/27/2017	900,000.00	09/23/2013 1.08 %	901,548.00 901,361.44	100.76 0.88 %	906,840.90 3,487.50	0.47 % 5,479.46	Aaa AA+	3.16 3.09
313379FW4	FHLB Note 1% Due 6/9/2017	1,710,000.00	Various 0.76 %	1,727,890.70 1,723,262.77	100.16 0.95 %	1,712,694.96 3,895.00	0.88 % (10,567.81)	Aaa AA+	3.28 3.21
3137EADJ5	FHLMC Note 1% Due 7/28/2017	1,600,000.00	07/29/2013 1.17 %	1,589,550.40 1,591,083.10	100.17 0.95 %	1,602,649.60 1,466.67	0.82 % 11,566.50	Aaa AA+	3.41 3.35
3135G0MZ3	FNMA Note 0.875% Due 8/28/2017	1,750,000.00	Various 1.12 %	1,732,254.00 1,735,276.18	99.55 1.01 %	1,742,039.25 127.61	0.90 % 6,763.07	Aaa AA+	3.50 3.44
3133EAY28	FFCB Note 0.83% Due 9/21/2017	695,000.00	09/21/2012 0.81 %	695,611.60 695,436.62	99.34 1.02 %	690,381.03 2,563.78	0.36 % (5,055.59)	Aaa AA+	3.56 3.49
3135G0RT2	FNMA Note 0.875% Due 12/20/2017	1,500,000.00	12/19/2013 1.29 %	1,475,917.50 1,477,087.83	98.83 1.19 %	1,482,484.50 2,588.54	0.76 % 5,396.67	Aaa AA+	3.81 3.73
3137EADN6	FHLMC Note 0.75% Due 1/12/2018	1,300,000.00	12/26/2013 1.45 %	1,264,575.00 1,266,110.00	98.25 1.21 %	1,277,261.70 1,327.08	0.66 % 11,151.70	Aaa AA+	3.87 3.80
313375K48	FHLB Note 2% Due 9/14/2018	1,200,000.00	12/19/2013 1.69 %	1,217,016.00 1,216,317.25	102.05 1.53 %	1,224,607.20 11,133.33	0.64 % 8,289.95	Aaa AA+	4.55 4.30
Total Agency		49,886,000.00	0.70 %	50,406,633.23 50,087,946.28	0.56 %	50,215,510.29 135,953.69	25.89 % 127,564.01	Aaa AA+	2.10 2.03



Holdings Report

As of 2/28/14

CUSIP	Security Description	Par Value/Units	Purchase Date Book Yield	Cost Value Book Value	Mkt Price Mkt YTM	Market Value Accrued Int.	% of Port. Gain/Loss	Moody S&P	Maturity Duration
CASH									
90CASH\$00	Cash Custodial Cash Account	245,734.22	Various 0.00 %	245,734.22 245,734.22	1.00 0.00 %	245,734.22 0.00	0.13 % 0.00	NR NR	0.00 0.00
Total Cash		245,734.22	N/A	245,734.22	0.00 %	245,734.22	0.13 %	NR	0.00
COMMERCIAL PAPER									
06538CFH9	Bank of Tokyo Mitsubishi NY Discount CP 0.22% Due 6/17/2014	2,155,000.00	02/12/2014 0.22 %	2,153,366.98 2,153,577.69	99.93 0.22 %	2,153,577.69 0.00	1.11 % 0.00	P-1 A-1	0.30 0.30
89233HGG3	Toyota Motor Credit Discount CP 0.22% Due 7/16/2014	1,900,000.00	11/26/2013 0.22 %	1,897,306.22 1,898,409.28	99.92 0.22 %	1,898,409.28 0.00	0.98 % 0.00	P-1 A-1+	0.38 0.38
69349KGN4	PNC Bank Discount CP 0.27% Due 7/22/2014	2,000,000.00	12/20/2013 0.27 %	1,996,790.00 1,997,855.00	99.89 0.27 %	1,997,855.00 0.00	1.03 % 0.00	P-1 A-1	0.39 0.39
06416KJ35	Bank of Nova Scotia Discount CP 0.25% Due 9/3/2014	2,155,000.00	12/17/2013 0.25 %	2,151,201.51 2,152,272.13	99.87 0.25 %	2,152,272.13 0.00	1.11 % 0.00	P-1 A-1	0.51 0.51
Total Commercial Paper		8,210,000.00	0.24 %	8,198,664.71	0.24 %	8,202,114.10	4.22 %	P-1	0.40
LAIF									
90LAIF\$00	Local Agency Investment Fund State Pool	50,000,000.00	Various 0.23 %	50,000,000.00 50,000,000.00	1.00 0.23 %	50,000,000.00 19,758.03	25.72 % 0.00	NR NR	0.00 0.00
Total LAIF		50,000,000.00	0.23 %	50,000,000.00	0.23 %	50,000,000.00	25.72 %	NR	0.00
LOCAL GOV INVESTMENT POOL									
90CAMP\$00	Public Financial Management CAMP	1,000,000.00	Various 0.07 %	1,000,000.00 1,000,000.00	1.00 0.07 %	1,000,000.00 0.00	0.51 % 0.00	NR NR	0.00 0.00
Total Local Gov Investment Pool		1,000,000.00	0.07 %	1,000,000.00	0.07 %	1,000,000.00	0.51 %	NR	0.00
MONEY MARKET FUND FI									
261908107	Dreyfus Treasury Cash Management Fd521	225,827.63	Various 0.01 %	225,827.63 225,827.63	1.00 0.01 %	225,827.63 0.00	0.12 % 0.00	Aaa AAA	0.00 0.00
261908107	Dreyfus Treasury Cash Management Fd521	90,771.03	Various 0.01 %	90,771.03 90,771.03	1.00 0.01 %	90,771.03 0.00	0.05 % 0.00	Aaa AAA	0.00 0.00
90CHECK\$1	Checking Deposit Bank Account	20,196,915.25	Various 0.00 %	20,196,915.25 20,196,915.25	1.00 0.00 %	20,196,915.25 0.00	10.38 % 0.00	NR NR	0.00 0.00
Total Money Market Fund FI		20,513,513.91	0.00 %	20,513,513.91	0.00 %	20,513,513.91	10.55 %	Aaa	0.00



Holdings Report

As of 2/28/14

CUSIP	Security Description	Par Value/Units	Purchase Date Book Yield	Cost Value Book Value	Mkt Price Mkt YTM	Market Value Accrued Int.	% of Port. Gain/Loss	Moody S&P	Maturity Duration
NEGOTIABLE CD									
22532XBQ0	Credit Agricole Floating Rate Yankee CD 1.238% Due 5/6/2014	5,000,000.00	05/03/2011 1.24 %	5,000,000.00 5,000,000.00	100.00 1.24 %	5,000,000.00 3,954.72	2.57 % 0.00	NR NR	0.18 0.18
06366WJB1	Bank of Montreal Floating Rate Yankee CD 0.812% Due 9/12/2014	5,000,000.00	05/03/2012 0.81 %	5,000,000.00 5,000,000.00	100.00 0.81 %	5,000,000.00 8,907.80	2.58 % 0.00	Aa3 NR	0.54 0.03
Total Negotiable CD		10,000,000.00	1.02 %	10,000,000.00	1.02 %	10,000,000.00 12,862.52	5.15 % 0.00	P-2 NR	0.36 0.11
US CORPORATE									
59157BAF9	Metlife Institutional Floating Rate Note 1.143% Due 4/4/2014	5,000,000.00	04/19/2011 0.90 %	5,035,915.00 5,001,129.61	100.08 0.37 %	5,003,770.00 8,731.25	2.58 % 2,640.39	Aa3 AA-	0.10 0.10
38259PAA0	Google Inc Note 1.25% Due 5/19/2014	1,000,000.00	05/23/2012 0.48 %	1,015,060.00 1,001,652.42	100.24 0.20 %	1,002,352.00 3,541.67	0.52 % 699.58	Aa2 AA	0.22 0.22
594918AB0	Microsoft Note 2.95% Due 6/1/2014	1,347,000.00	Various 0.43 %	1,409,574.91 1,355,493.59	100.64 0.46 %	1,355,659.86 9,934.13	0.70 % 166.27	Aaa AAA	0.25 0.26
94974BET3	Wells Fargo Corp Note 3.75% Due 10/1/2014	950,000.00	05/03/2012 1.16 %	1,007,950.00 964,156.74	102.05 0.27 %	969,516.80 14,843.75	0.51 % 5,360.06	A2 A+	0.59 0.58
09247XAD3	Blackrock Inc Note 3.5% Due 12/10/2014	1,050,000.00	Various 0.76 %	1,121,577.00 1,072,109.00	102.42 0.41 %	1,075,369.05 8,268.75	0.56 % 3,260.05	A1 A+	0.78 0.77
084670AV0	Berkshire Hathaway Note 3.2% Due 2/11/2015	1,475,000.00	05/17/2012 0.86 %	1,567,482.50 1,507,252.69	102.69 0.37 %	1,514,718.80 2,622.22	0.78 % 7,466.11	Aa2 AA	0.95 0.94
06406HCC1	Bank of New York Callable Note Cont 1/20/15 1.2% Due 2/20/2015	366,000.00	07/17/2012 0.66 %	370,856.82 367,726.99	100.80 0.31 %	368,910.07 134.20	0.19 % 1,183.08	A1 A+	0.98 0.89
713448BX5	Pepsico Inc. Note 0.75% Due 3/5/2015	1,000,000.00	05/03/2012 0.70 %	1,001,450.00 1,000,518.96	100.41 0.34 %	1,004,136.00 3,666.67	0.52 % 3,617.04	A1 A-	1.01 1.01
191216AX8	Coca Cola Company Note 0.75% Due 3/13/2015	1,000,000.00	05/17/2012 0.64 %	1,003,080.00 1,001,132.84	100.45 0.31 %	1,004,535.00 3,500.00	0.52 % 3,402.16	Aa3 AA-	1.04 1.03
94974BEU0	Wells Fargo Corp Note 3.625% Due 4/15/2015	450,000.00	12/14/2012 0.77 %	479,529.00 464,293.85	103.61 0.42 %	466,249.05 6,162.50	0.24 % 1,955.20	A2 A+	1.13 1.10
931142CX9	Wal-Mart Stores Note 1.5% Due 10/25/2015	975,000.00	05/10/2012 0.75 %	999,784.50 986,880.01	101.85 0.38 %	993,058.95 5,118.75	0.51 % 6,178.94	Aa2 AA	1.65 1.63
459200GU9	IBM Corp Note 2% Due 1/5/2016	1,175,000.00	Various 0.91 %	1,217,806.25 1,198,301.99	102.76 0.50 %	1,207,440.58 3,655.56	0.62 % 9,138.59	Aa3 AA-	1.85 1.82
037833AH3	Apple Inc Note 0.45% Due 5/3/2016	1,225,000.00	05/22/2013 0.54 %	1,221,729.25 1,222,575.19	99.88 0.50 %	1,223,543.48 1,806.88	0.63 % 968.29	Aa1 AA+	2.18 2.16
06406HBX6	Bank of New York Note 2.3% Due 7/28/2016	1,325,000.00	Various 0.93 %	1,390,154.12 1,367,993.21	103.44 0.86 %	1,370,638.30 2,793.55	0.71 % 2,645.09	A1 A+	2.41 2.35
742718DV8	Procter & Gamble Co Note 1.45% Due 8/15/2016	1,120,000.00	09/16/2013 0.97 %	1,135,523.20 1,133,138.39	101.70 0.75 %	1,139,080.32 721.78	0.59 % 5,941.93	Aa3 AA-	2.46 2.42



Holdings Report

As of 2/28/14

CUSIP	Security Description	Par Value/Units	Purchase Date Book Yield	Cost Value Book Value	Mkt Price Mkt YTM	Market Value Accrued Int.	% of Port. Gain/Loss	Moody S&P	Maturity Duration
US CORPORATE									
24422ERF8	John Deere Capital Corp Note 1.85% Due 9/15/2016	1,300,000.00	Various 1.15 %	1,333,146.75 1,322,469.23	102.66 0.79 %	1,334,572.20 11,089.72	0.69 % 12,102.97	A2 A	2.55 2.47
458140AH3	Intel Corp Note 1.95% Due 10/1/2016	1,246,000.00	Various 0.88 %	1,292,402.48 1,279,858.92	103.04 0.76 %	1,283,844.76 10,123.76	0.67 % 3,985.84	A1 A+	2.59 2.51
674599CB9	Occidental Petroleum Note 1.75% Due 2/15/2017	970,000.00	03/08/2013 1.13 %	993,115.10 987,428.95	101.72 1.16 %	986,636.47 754.44	0.51 % (792.48)	A1 A	2.97 2.88
25468PCS3	Walt Disney Company Note 1.125% Due 2/15/2017	1,225,000.00	Various 0.93 %	1,233,734.25 1,231,894.20	100.46 0.97 %	1,230,647.25 612.50	0.63 % (1,246.95)	A2 A	2.97 2.91
36962G5W0	General Electric Capital Corp Note 2.3% Due 4/27/2017	1,170,000.00	10/28/2013 1.34 %	1,208,095.20 1,204,423.01	103.65 1.12 %	1,212,687.45 9,269.00	0.63 % 8,264.44	A1 AA+	3.16 3.03
91159HHD5	US Bancorp Callable Note Cont 4/15/2017 1.65% Due 5/15/2017	1,295,000.00	Various 1.20 %	1,314,111.75 1,312,647.59	101.91 1.03 %	1,319,686.59 6,291.54	0.68 % 7,039.00	A1 A+	3.21 3.03
68389XAN5	Oracle Corp Note 1.2% Due 10/15/2017	1,400,000.00	01/13/2014 1.40 %	1,389,710.00 1,390,040.96	99.73 1.28 %	1,396,262.00 6,346.67	0.72 % 6,221.04	A1 A+	3.63 3.53
74005PBC7	Praxair Note 1.05% Due 11/7/2017	150,000.00	11/02/2012 1.06 %	149,941.50 149,956.85	98.55 1.45 %	147,830.55 498.75	0.08 % (2,126.30)	A2 A	3.69 3.59
Total US Corporate		28,214,000.00	0.91 %	28,891,729.58 28,523,075.19	0.62 %	28,611,145.53 120,488.04	14.77 % 88,070.34	A1 AA-	1.63 1.58
US TREASURY									
912828QM5	US Treasury Note 1% Due 5/15/2014	1,600,000.00	05/30/2012 0.29 %	1,622,067.86 1,602,318.05	100.19 0.11 %	1,603,000.00 4,685.08	0.83 % 681.95	Aaa AA+	0.21 0.21
912828RG7	US Treasury Note 0.25% Due 9/15/2014	1,600,000.00	05/09/2012 0.30 %	1,598,005.36 1,599,539.70	100.08 0.10 %	1,601,312.00 1,845.30	0.82 % 1,772.30	Aaa AA+	0.55 0.54
912828RV4	US Treasury Note 0.25% Due 12/15/2014	1,600,000.00	05/10/2012 0.34 %	1,596,442.86 1,598,915.60	100.10 0.13 %	1,601,563.20 835.16	0.82 % 2,647.60	Aaa AA+	0.79 0.79
912828RZ5	US Treasury Note 0.25% Due 1/15/2015	1,600,000.00	05/10/2012 0.35 %	1,595,942.86 1,598,673.87	100.10 0.13 %	1,601,625.60 497.24	0.82 % 2,951.73	Aaa AA+	0.88 0.88
912828SE1	US Treasury Note 0.25% Due 2/15/2015	1,600,000.00	05/10/2012 0.36 %	1,595,130.36 1,598,307.68	100.10 0.15 %	1,601,563.20 154.70	0.82 % 3,255.52	Aaa AA+	0.96 0.96
912828SP6	US Treasury Note 0.375% Due 4/15/2015	2,000,000.00	Various 0.31 %	2,003,057.48 2,001,496.54	100.25 0.15 %	2,005,078.00 2,822.80	1.03 % 3,581.46	Aaa AA+	1.13 1.12
912828NV8	US Treasury Note 1.25% Due 8/31/2015	1,550,000.00	05/18/2012 0.45 %	1,590,147.77 1,568,380.10	101.55 0.21 %	1,574,097.85 52.65	0.81 % 5,717.75	Aaa AA+	1.50 1.49
912828PE4	US Treasury Note 1.25% Due 10/31/2015	1,825,000.00	Various 0.48 %	1,872,061.78 1,848,059.11	101.66 0.25 %	1,855,298.65 7,625.17	0.96 % 7,239.54	Aaa AA+	1.67 1.65
912828US7	US Treasury Note 0.375% Due 3/15/2016	1,615,000.00	Various 0.54 %	1,608,452.48 1,609,715.87	100.06 0.34 %	1,616,009.38 2,793.91	0.83 % 6,293.51	Aaa AA+	2.04 2.03
912828VL1	US Treasury Note 0.625% Due 7/15/2016	1,500,000.00	08/14/2013 0.64 %	1,499,419.09 1,499,527.09	100.39 0.46 %	1,505,859.00 1,165.40	0.77 % 6,331.91	Aaa AA+	2.38 2.36



Holdings Report

As of 2/28/14

CUSIP	Security Description	Par Value/Units	Purchase Date Book Yield	Cost Value Book Value	Mkt Price Mkt YTM	Market Value Accrued Int.	% of Port. Gain/Loss	Moody S&P	Maturity Duration
US TREASURY									
912828RF9	US Treasury Note 1% Due 8/31/2016	1,900,000.00	12/19/2012 0.51 %	1,934,221.21 1,923,169.03	101.23 0.51 %	1,923,305.40 51.63	0.99 % 136.37	Aaa AA+	2.51 2.47
912828WF3	US Treasury Note 0.625% Due 11/15/2016	1,614,400.00	12/13/2013 0.65 %	1,613,459.47 1,613,524.06	100.12 0.58 %	1,616,292.08 2,954.53	0.83 % 2,768.02	Aaa AA+	2.72 2.68
912828TG5	US Treasury Note 0.5% Due 7/31/2017	1,600,000.00	07/22/2013 1.01 %	1,567,880.36 1,572,693.93	98.65 0.90 %	1,578,374.40 640.88	0.81 % 5,680.47	Aaa AA+	3.42 3.38
912828UR9	US Treasury Note 0.75% Due 2/28/2018	1,500,000.00	12/19/2013 1.33 %	1,464,790.02 1,466,422.88	98.44 1.15 %	1,476,562.50 30.57	0.76 % 10,139.62	Aaa AA+	4.00 3.92
Total US Treasury		23,104,400.00	0.53 %	23,161,078.96 23,100,743.51	0.36 %	23,159,941.26 26,155.02	11.92 % 59,197.75	Aaa AA+	1.75 1.73
TOTAL PORTFOLIO		193,423,648.13	0.50 %	194,669,024.53 193,924,648.83	0.41 %	194,200,197.31 315,660.64	100.00 % 275,548.48	Aa1 AA	1.06 1.00
TOTAL MARKET VALUE PLUS ACCRUED						194,515,857.95			