



PORTFOLIO CHARACTERISTICS

Average Duration	0.86
Average Coupon	0.74 %
Average Purchase YTM	0.46 %
Average Market YTM	0.35 %
Average S&P/Moody Rating	AA/Aa2
Average Final Maturity	1.00 yrs
Average Life	0.90 yrs

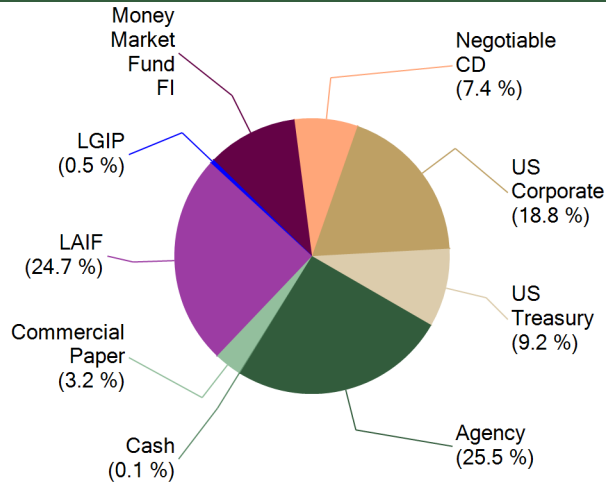
ACCOUNT SUMMARY

	Beg. Values as of 1/31/13	End Values as of 2/28/13
<b>Market Value</b>	212,539,007	202,126,172
<b>Accrued Interest</b>	367,075	328,074
<b>Total Market Value</b>	<b>212,906,082</b>	<b>202,454,246</b>
<b>Income Earned</b>	92,153	81,573
<b>Cont/WD</b>		
<b>Par</b>	211,084,918	200,623,429
<b>Book Value</b>	212,250,806	201,788,523
<b>Cost Value</b>	212,516,121	202,062,476

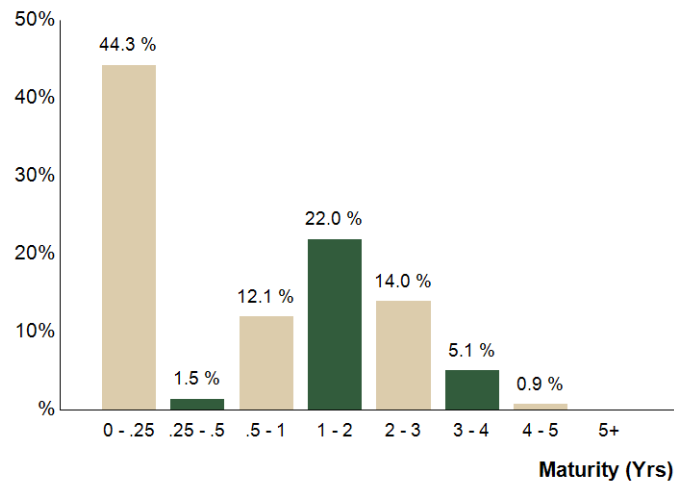
TOP ISSUERS

Issuer	% Portfolio
Local Agency Investment Fund	24.7 %
Custodial Checking Account	10.2 %
Government of United States	9.2 %
Federal Home Loan Bank	7.0 %
Federal National Mortgage Assoc	6.5 %
Federal Home Loan Mortgage Corp	5.7 %
Federal Farm Credit Bank	5.2 %
Bank of Montreal Chicago	4.9 %
	<b>73.5 %</b>

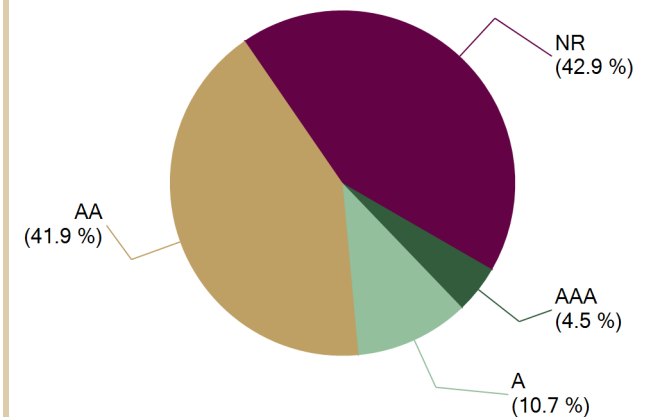
SECTOR ALLOCATION



MATURITY DISTRIBUTION



CREDIT QUALITY (S&P)





Holdings Report

As of 2/28/13

CUSIP	Security Description	Par Value/Units	Purchase Date Book Yield	Cost Value Book Value	Mkt Price Mkt YTM	Market Value Accrued Int.	% of Port. Gain/Loss	Moody S&P	Maturity Duration
<b>AGENCY</b>									
313385EB8	FHLB Discount Note 0.19% Due 4/8/2013	1,600,000.00	05/23/2012 0.19 %	1,597,297.78 1,599,679.11	99.98 0.19 %	1,599,679.11 0.00	0.79 % 0.00	P-1 A-1+	0.11 0.11
313589FH1	FNMA Discount Note 0.15% Due 5/8/2013	1,600,000.00	11/30/2012 0.16 %	1,598,904.67 1,599,531.56	99.97 0.16 %	1,599,531.56 0.00	0.79 % 0.00	P-1 A-1+	0.19 0.19
880591DW9	Tennessee Valley Authority Note 4.75% Due 8/1/2013	382,000.00	05/17/2012 0.29 %	402,444.64 389,109.16	101.85 0.38 %	389,081.52 1,512.08	0.19 % (27.64)	Aaa AA+	0.42 0.42
313589LF8	FNMA Discount Note 0.13% Due 9/3/2013	2,000,000.00	01/30/2013 0.13 %	1,998,440.00 1,998,656.67	99.93 0.13 %	1,998,656.67 0.00	0.99 % 0.00	P-1 A-1+	0.51 0.51
31331KB82	FFCB Note 0.35% Due 10/3/2013	700,000.00	05/11/2012 0.29 %	700,602.00 700,256.47	100.09 0.20 %	700,617.40 1,007.22	0.35 % 360.93	Aaa AA+	0.59 0.60
3133EALT3	FFCB Note 0.3% Due 11/18/2013	1,600,000.00	05/09/2012 0.28 %	1,600,560.00 1,600,263.41	100.07 0.20 %	1,601,140.80 1,373.33	0.79 % 877.39	Aaa AA+	0.72 0.72
3136FPEX1	FNMA Callable Note 1X 3/17/2011 1.125% Due 12/17/2013	1,500,000.00	05/18/2012 0.34 %	1,518,345.00 1,509,284.17	100.73 0.21 %	1,511,007.00 3,468.75	0.75 % 1,722.83	Aaa AA+	0.80 0.80
313371UC8	FHLB Note 0.875% Due 12/27/2013	1,600,000.00	05/09/2012 0.29 %	1,615,104.00 1,607,628.03	100.55 0.21 %	1,608,867.20 2,488.89	0.80 % 1,239.17	Aaa AA+	0.83 0.83
3134G3JR2	FHLMC Note 0.45% Due 1/9/2014	2,175,000.00	05/11/2012 0.29 %	2,180,807.25 2,178,014.01	100.21 0.20 %	2,179,645.80 1,413.75	1.08 % 1,631.79	Aaa AA+	0.86 0.86
313376UF0	FHLB Note 0.375% Due 1/29/2014	1,600,000.00	05/10/2012 0.30 %	1,602,112.00 1,601,123.26	100.16 0.20 %	1,602,545.60 533.33	0.79 % 1,422.34	Aaa AA+	0.92 0.92
3133EADX3	FFCB Note 0.3% Due 2/21/2014	1,600,000.00	05/23/2012 0.32 %	1,599,504.00 1,599,722.46	100.10 0.20 %	1,601,553.60 133.33	0.79 % 1,831.14	Aaa AA+	0.98 0.98
3134G1SG0	FHLMC Callable Note 1X 3/3/2011 1.25% Due 3/3/2014	1,000,000.00	05/11/2012 0.37 %	1,015,830.00 1,008,829.19	100.89 0.37 %	1,008,919.00 6,180.56	0.50 % 89.81	Aaa AA+	1.01 1.00
3133EALW6	FFCB Note 0.3% Due 4/23/2014	1,600,000.00	05/23/2012 0.34 %	1,598,800.00 1,599,282.40	100.10 0.22 %	1,601,558.40 1,706.67	0.79 % 2,276.00	Aaa AA+	1.15 1.15
313373JR4	FHLB Note 1.375% Due 5/28/2014	1,575,000.00	05/10/2012 0.33 %	1,608,457.73 1,595,289.63	101.52 0.16 %	1,598,935.28 5,594.53	0.79 % 3,645.65	Aaa AA+	1.24 1.24
3137EACU1	FHLMC Note 1% Due 7/30/2014	1,600,000.00	05/09/2012 0.37 %	1,622,161.60 1,614,100.35	101.10 0.22 %	1,617,534.40 1,377.78	0.80 % 3,434.05	Aaa AA+	1.42 1.41
3135G0BY8	FNMA Note 0.875% Due 8/28/2014	1,600,000.00	05/23/2012 0.44 %	1,615,488.00 1,610,219.08	100.92 0.26 %	1,614,652.80 38.89	0.80 % 4,433.72	Aaa AA+	1.50 1.49
3135G0DW0	FNMA Note 0.625% Due 10/30/2014	1,600,000.00	05/09/2012 0.44 %	1,607,428.80 1,605,001.89	100.57 0.28 %	1,609,153.60 3,361.11	0.80 % 4,151.71	Aaa AA+	1.67 1.66
3135G0KL6	FNMA Callable Note 1X 4/30/13 0.5% Due 10/30/2014	1,600,000.00	05/18/2012 0.54 %	1,598,400.00 1,598,909.42	100.02 0.36 %	1,600,384.00 2,688.89	0.79 % 1,474.58	Aaa AA+	1.67 0.17
3137EADA4	FHLMC Note 0.625% Due 12/29/2014	1,600,000.00	05/24/2012 0.61 %	1,600,432.00 1,600,304.41	100.61 0.29 %	1,609,769.60 1,722.22	0.80 % 9,465.19	Aaa AA+	1.83 1.82
3133XWX95	FHLB Note 2.75% Due 3/13/2015	1,700,000.00	05/30/2012 0.55 %	1,803,394.00 1,775,510.19	104.89 0.34 %	1,783,131.70 21,816.67	0.89 % 7,621.51	Aaa AA+	2.04 1.97



Holdings Report

As of 2/28/13

CUSIP	Security Description	Par Value/Units	Purchase Date Book Yield	Cost Value Book Value	Mkt Price Mkt YTM	Market Value Accrued Int.	% of Port. Gain/Loss	Moody S&P	Maturity Duration
<b>AGENCY</b>									
3137EADD8	FHLMC Note 0.5% Due 4/17/2015	1,600,000.00	05/11/2012 0.51 %	1,599,753.60 1,599,820.74	100.40 0.31 %	1,606,326.40 2,977.78	0.79 % 6,505.66	Aaa AA+	2.13 2.12
880591DY5	Tennessee Valley Authority Note 4.375% Due 6/15/2015	1,425,000.00	05/29/2012 0.61 %	1,586,580.75 1,546,585.51	109.10 0.39 %	1,554,732.00 13,161.46	0.77 % 8,146.49	Aaa AA+	2.29 2.19
3133EADW5	FFCB Note 0.55% Due 8/17/2015	1,825,000.00	Various 0.56 %	1,824,474.50 1,824,629.62	100.09 0.51 %	1,826,624.25 390.35	0.90 % 1,994.63	Aaa AA+	2.47 2.45
3133EC7H1	FFCB Note 0.34% Due 8/17/2015	1,900,000.00	12/19/2012 0.42 %	1,895,858.00 1,896,161.18	99.84 0.40 %	1,897,047.40 251.22	0.94 % 886.22	Aaa AA+	2.47 2.46
3137EACM9	FHLMC Note 1.75% Due 9/10/2015	1,535,000.00	05/09/2012 0.60 %	1,593,222.55 1,579,121.03	103.41 0.40 %	1,587,331.22 12,759.69	0.79 % 8,210.19	Aaa AA+	2.53 2.47
31398A4M1	FNMA Note 1.625% Due 10/26/2015	1,600,000.00	05/17/2012 0.69 %	1,650,848.00 1,639,229.07	103.20 0.42 %	1,651,129.60 9,027.78	0.82 % 11,900.53	Aaa AA+	2.66 2.60
3134G3W55	FHLMC Note 0.45% Due 11/24/2015	1,950,000.00	12/14/2012 0.41 %	1,952,067.00 1,951,924.32	100.10 0.41 %	1,951,897.35 2,803.13	0.97 % (26.97)	Aaa AA+	2.74 2.72
313371NW2	FHLB Note 1.375% Due 12/11/2015	1,200,000.00	01/04/2013 0.46 %	1,231,848.00 1,230,324.32	102.73 0.39 %	1,232,726.40 3,666.67	0.61 % 2,402.08	Aaa AA+	2.78 2.73
31331VGU4	FFCB Note 4.875% Due 12/16/2015	511,000.00	05/18/2012 0.73 %	585,529.35 569,297.50	112.13 0.51 %	572,993.50 5,189.84	0.29 % 3,696.00	Aaa AA+	2.80 2.63
313382B77	Federal Home Loan Bank Note 0.42% Due 2/12/2016	1,700,000.00	02/22/2013 0.46 %	1,697,960.00 1,697,967.54	99.98 0.43 %	1,699,639.60 376.83	0.84 % 1,672.06	Aaa AA+	2.96 2.93
313373SZ6	FHLB Note 2.125% Due 6/10/2016	375,000.00	01/04/2013 0.56 %	394,788.75 393,980.08	105.24 0.51 %	394,663.50 1,792.97	0.20 % 683.42	Aaa AA+	3.28 3.17
3135G0CM3	FNMA Note 1.25% Due 9/28/2016	1,600,000.00	05/29/2012 0.92 %	1,622,624.00 1,618,691.26	102.39 0.57 %	1,638,275.20 8,500.00	0.81 % 19,583.94	Aaa AA+	3.58 3.49
3133786Q9	FHLB Note 1% Due 2/13/2017	1,725,000.00	10/17/2012 0.75 %	1,743,285.00 1,741,733.26	101.60 0.59 %	1,752,562.05 862.50	0.87 % 10,828.79	Aaa AA+	3.96 3.88
313379FW4	FHLB Note 1% Due 6/9/2017	935,000.00	09/14/2012 0.82 %	942,908.70 942,152.65	101.06 0.75 %	944,883.89 2,129.72	0.47 % 2,731.24	Aaa AA+	4.28 4.18
3133EAY28	FFCB Note 0.83% Due 9/21/2017	695,000.00	09/21/2012 0.81 %	695,611.60 695,559.21	100.14 0.80 %	695,958.41 2,563.78	0.35 % 399.20	Aaa AA+	4.56 4.45
<b>Total Agency</b>		<b>50,808,000.00</b>	<b>0.45 %</b>	<b>51,501,873.27</b> <b>51,317,892.16</b>	<b>0.33 %</b>	<b>51,443,155.81</b> <b>122,871.72</b>	<b>25.47 %</b> <b>125,263.65</b>	<b>Aaa</b> <b>AA+</b>	<b>1.82</b> <b>1.74</b>
<b>CASH</b>									
90CASH\$00	Cash Custodial Cash Account	227,747.16	Various 0.00 %	227,747.16 227,747.16	1.00 0.00 %	227,747.16 0.00	0.11 % 0.00	NR NR	0.00 0.00
<b>Total Cash</b>		<b>227,747.16</b>	<b>N/A</b>	<b>227,747.16</b> <b>227,747.16</b>	<b>0.00 %</b>	<b>227,747.16</b> <b>0.00</b>	<b>0.11 %</b> <b>0.00</b>	<b>NR</b> <b>NR</b>	<b>0.00</b> <b>0.00</b>



Holdings Report

As of 2/28/13

CUSIP	Security Description	Par Value/Units	Purchase Date Book Yield	Cost Value Book Value	Mkt Price Mkt YTM	Market Value Accrued Int.	% of Port. Gain/Loss	Moody S&P	Maturity Duration
<b>COMMERCIAL PAPER</b>									
14912DQ44	Caterpillar Finance Corp Discount CP 0.18% Due 3/4/2013	1,100,000.00	12/04/2012 0.18 %	1,099,510.50 1,099,983.50	100.00 0.18 %	1,099,983.50 0.00	0.54 % 0.00	P-1 A-1	0.01 0.01
02665JRN2	American Honda Corp Discount CP 0.15% Due 4/22/2013	1,080,000.00	02/25/2013 0.15 %	1,079,752.50 1,079,766.00	99.98 0.15 %	1,079,766.00 0.00	0.53 % 0.00	P-1 A-1	0.15 0.15
89233GRV0	Toyota Motor Credit Discount CP 0.28% Due 4/29/2013	1,600,000.00	10/25/2012 0.28 %	1,597,747.56 1,599,265.78	99.95 0.28 %	1,599,265.78 0.00	0.79 % 0.00	P-1 A-1+	0.16 0.16
4662J0T36	JP Morgan Discount CP 0.285% Due 6/3/2013	800,000.00	11/29/2012 0.29 %	798,822.00 799,404.67	99.93 0.29 %	799,404.67 0.00	0.39 % 0.00	P-1 A-1	0.26 0.26
06538BTC7	Bank of Tokyo Mitsubishi NY Discount CP 0.23% Due 6/12/2013	1,910,000.00	02/12/2013 0.23 %	1,908,547.87 1,908,743.11	99.93 0.23 %	1,908,743.11 0.00	0.94 % 0.00	P-1 A-1	0.28 0.28
<b>Total Commercial Paper</b>		<b>6,490,000.00</b>	<b>0.23 %</b>	<b>6,484,380.43</b> <b>6,487,163.06</b>	<b>0.23 %</b>	<b>6,487,163.06</b> <b>0.00</b>	<b>3.20 %</b> <b>0.00</b>	<b>P1</b> <b>A-1</b>	<b>0.18</b> <b>0.18</b>
<b>LAIF</b>									
90LAIF\$00	Local Agency Investment Fund State Pool	50,000,000.00	Various 0.28 %	50,000,000.00 50,000,000.00	1.00 0.28 %	50,000,000.00 23,797.12	24.71 % 0.00	NR NR	0.00 0.00
<b>Total LAIF</b>		<b>50,000,000.00</b>	<b>0.28 %</b>	<b>50,000,000.00</b> <b>50,000,000.00</b>	<b>0.28 %</b>	<b>50,000,000.00</b> <b>23,797.12</b>	<b>24.71 %</b> <b>0.00</b>	<b>NR</b> <b>NR</b>	<b>0.00</b> <b>0.00</b>
<b>LGIP</b>									
90CAMP\$00	Public Financial Management CAMP	1,000,000.00	Various 0.15 %	1,000,000.00 1,000,000.00	1.00 0.15 %	1,000,000.00 0.00	0.49 % 0.00	NR NR	0.00 0.00
<b>Total LGIP</b>		<b>1,000,000.00</b>	<b>0.15 %</b>	<b>1,000,000.00</b> <b>1,000,000.00</b>	<b>0.15 %</b>	<b>1,000,000.00</b> <b>0.00</b>	<b>0.49 %</b> <b>0.00</b>	<b>NR</b> <b>NR</b>	<b>0.00</b> <b>0.00</b>
<b>MONEY MARKET FUND FI</b>									
261908107	Dreyfus Treasury Cash Management Fd521	28,848.07	Various 0.01 %	28,848.07 28,848.07	1.00 0.01 %	28,848.07 0.00	0.01 % 0.00	Aaa AAA	0.00 0.00
261908107	Dreyfus Treasury Cash Management Fd521	873,889.14	Various 0.01 %	873,889.14 873,889.14	1.00 0.01 %	873,889.14 0.00	0.43 % 0.00	Aaa AAA	0.00 0.00
90CHECK\$1	Checking Deposit Bank Account	20,619,944.68	Various 0.00 %	20,619,944.68 20,619,944.68	1.00 0.00 %	20,619,944.68 0.00	10.18 % 0.00	NR NR	0.00 0.00
<b>Total Money Market Fund FI</b>		<b>21,522,681.89</b>	<b>0.00 %</b>	<b>21,522,681.89</b> <b>21,522,681.89</b>	<b>0.00 %</b>	<b>21,522,681.89</b> <b>0.00</b>	<b>10.63 %</b> <b>0.00</b>	<b>Aaa</b> <b>AAA</b>	<b>0.00</b> <b>0.00</b>
<b>NEGOTIABLE CD</b>									
06366US33	Bank of Montreal Chicago Floating Rate Yankee CD 0.552% Due 5/13/2013	5,000,000.00	05/12/2011 0.55 %	5,000,000.00 5,000,000.00	100.00 0.55 %	5,000,000.00 1,226.67	2.47 % 0.00	NR NR	0.20 0.20



Holdings Report

As of 2/28/13

CUSIP	Security Description	Par Value/Units	Purchase Date Book Yield	Cost Value Book Value	Mkt Price Mkt YTM	Market Value Accrued Int.	% of Port. Gain/Loss	Moody S&P	Maturity Duration
<b>NEGOTIABLE CD</b>									
22532XBQ0	Credit Agricole Floating Rate Yankee CD 1.298% Due 5/6/2014	5,000,000.00	05/03/2011 1.30 %	5,000,000.00 5,000,000.00	100.00 1.30 %	5,000,000.00 4,146.39	2.47 % 0.00	NR NR	1.18 0.18
06366WJB1	Bank of Montreal Floating Rate Yankee CD 0.881% Due 9/12/2014	5,000,000.00	05/03/2012 0.88 %	5,000,000.00 5,000,000.00	100.00 0.88 %	5,000,000.00 9,661.04	2.47 % 0.00	Aa3 NR	1.54 0.03
<b>Total Negotiable CD</b>		<b>15,000,000.00</b>	<b>0.91 %</b>	<b>15,000,000.00</b>	<b>0.91 %</b>	<b>15,000,000.00</b> <b>15,034.10</b>	<b>7.42 %</b> <b>0.00</b>	<b>Aa3</b> <b>NR</b>	<b>0.97</b> <b>0.14</b>
<b>US CORPORATE</b>									
225434AP4	Credit Suisse USA Inc. Floating Rate Note 0.555% Due 4/12/2013	5,000,000.00	12/18/2009 0.78 %	4,961,975.00 4,998,681.21	100.04 0.23 %	5,001,910.00 3,700.00	2.47 % 3,228.79	A1 A+	0.12 0.12
91159HGY0	US Bancorp Callable Note Cont 8/13/13 1.375% Due 9/13/2013	1,200,000.00	05/09/2012 0.51 %	1,212,876.00 1,204,659.08	100.50 0.29 %	1,205,991.60 7,700.00	0.60 % 1,332.52	A1 A+	0.54 0.45
74153WBJ7	Pricoa Global Funding Floating Rate Note 0.51% Due 9/27/2013	3,000,000.00	11/18/2009 1.31 %	2,908,533.00 2,986,367.59	100.04 0.43 %	3,001,347.00 2,720.00	1.48 % 14,979.41	A2 AA-	0.58 0.07
74254PPF3	Principal Life Inc Fdg Floating Rate Note 0.473% Due 11/8/2013	4,270,000.00	12/23/2010 0.74 %	4,236,792.21 4,262,037.71	100.06 0.39 %	4,272,480.87 1,178.16	2.11 % 10,443.16	Aa3 A+	0.69 0.19
59157BAF9	Metlife Institutional Floating Rate Note 1.205% Due 4/4/2014	5,000,000.00	04/19/2011 0.96 %	5,035,915.00 5,013,256.32	100.89 0.40 %	5,044,635.00 9,204.86	2.50 % 31,378.68	Aa3 AA-	1.10 0.10
38259PAA0	Google Inc Note 1.25% Due 5/19/2014	1,000,000.00	05/23/2012 0.48 %	1,015,060.00 1,009,287.00	101.17 0.29 %	1,011,689.00 3,541.67	0.50 % 2,402.00	Aa2 AA	1.22 1.21
594918AB0	Microsoft Note 2.95% Due 6/1/2014	1,347,000.00	Various 0.43 %	1,409,574.91 1,389,191.00	103.29 0.33 %	1,391,308.22 9,934.13	0.69 % 2,117.22	Aaa AAA	1.25 1.23
36962GK86	General Electric Capital Corp Note 4.75% Due 9/15/2014	1,182,000.00	Various 1.14 %	1,277,709.46 1,246,757.68	106.27 0.67 %	1,256,149.22 25,889.08	0.63 % 9,391.54	A1 AA+	1.55 1.48
94974BET3	Wells Fargo Corp Note 3.75% Due 10/1/2014	950,000.00	05/03/2012 1.16 %	1,007,950.00 988,302.57	105.04 0.57 %	997,859.10 14,843.75	0.50 % 9,556.53	A2 A+	1.59 1.53
74005PAQ7	Praxair Note 5.25% Due 11/15/2014	350,000.00	Various 0.67 %	389,276.39 377,087.69	108.03 0.54 %	378,088.20 5,410.42	0.19 % 1,000.51	A2 A	1.71 1.64
09247XAD3	Blackrock Inc Note 3.5% Due 12/10/2014	1,050,000.00	Various 0.76 %	1,121,577.00 1,100,523.73	105.23 0.55 %	1,104,901.35 8,268.75	0.55 % 4,377.62	A1 A+	1.78 1.73
084670AV0	Berkshire Hathaway Note 3.2% Due 2/11/2015	1,475,000.00	05/17/2012 0.86 %	1,567,482.50 1,541,178.43	105.27 0.48 %	1,552,756.10 2,622.22	0.77 % 11,577.67	Aa2 AA+	1.95 1.90
40428HPG1	HSBC USA Inc Note 2.375% Due 2/13/2015	1,000,000.00	05/15/2012 1.89 %	1,012,780.00 1,009,115.80	103.11 0.77 %	1,031,062.00 1,187.50	0.51 % 21,946.20	A2 A+	1.96 1.92
06406HCC1	Bank of New York Callable Note Cont 1/20/15 1.2% Due 2/20/2015	366,000.00	07/17/2012 0.66 %	370,856.82 369,666.53	101.27 0.53 %	370,651.86 134.20	0.18 % 985.33	Aa3 A+	1.98 1.87
713448BX5	Pepsico Inc. Note 0.75% Due 3/5/2015	1,000,000.00	05/03/2012 0.70 %	1,001,450.00 1,001,032.30	100.35 0.57 %	1,003,515.00 3,666.67	0.50 % 2,482.70	Aa3 A-	2.01 2.00



### Holdings Report

As of 2/28/13

CUSIP	Security Description	Par Value/Units	Purchase Date Book Yield	Cost Value Book Value	Mkt Price Mkt YTM	Market Value Accrued Int.	% of Port. Gain/Loss	Moody S&P	Maturity Duration
<b>US CORPORATE</b>									
191216AX8	Coca Cola Company Note 0.75% Due 3/13/2015	1,000,000.00	05/17/2012 0.64 %	1,003,080.00 1,002,229.62	100.63 0.44 %	1,006,274.00 3,500.00	0.50 % 4,044.38	Aa3 AA-	2.04 2.02
94974BEU0	Wells Fargo Corp Note 3.625% Due 4/15/2015	450,000.00	12/14/2012 0.77 %	479,529.00 477,018.86	106.14 0.71 %	477,650.25 6,162.50	0.24 % 631.39	A2 A+	2.13 2.04
913017BY4	United Tech Corp Note 1.2% Due 6/1/2015	950,000.00	12/14/2012 0.57 %	964,516.00 963,346.93	101.47 0.54 %	963,975.45 2,850.00	0.48 % 628.52	A2 A	2.25 2.22
931142CX9	Wal-Mart Stores Note 1.5% Due 10/25/2015	975,000.00	05/10/2012 0.75 %	999,784.50 994,071.06	102.60 0.52 %	1,000,318.80 5,118.75	0.50 % 6,247.74	Aa2 AA	2.65 2.60
459200GU9	IBM Corp Note 2% Due 1/5/2016	950,000.00	05/07/2012 0.98 %	984,713.00 977,042.34	103.65 0.71 %	984,637.95 2,955.56	0.49 % 7,595.61	Aa3 AA-	2.85 2.77
46625HJA9	JP Morgan Chase Note 3.15% Due 7/5/2016	950,000.00	05/07/2012 2.12 %	988,570.00 981,069.57	105.85 1.36 %	1,005,606.35 4,655.00	0.50 % 24,536.78	A2 A	3.35 3.18
06406HBX6	Bank of New York Note 2.3% Due 7/28/2016	1,325,000.00	Various 0.93 %	1,390,154.12 1,385,825.63	104.24 1.03 %	1,381,120.38 2,793.55	0.68 % (4,705.25)	Aa3 A+	3.41 3.29
24422ERF8	John Deere Capital Corp Note 1.85% Due 9/15/2016	975,000.00	05/03/2012 1.27 %	999,072.75 994,578.97	103.19 0.93 %	1,006,127.85 8,317.29	0.50 % 11,548.88	A2 A	3.55 3.41
458140AH3	Intel Corp Note 1.95% Due 10/1/2016	1,185,000.00	02/27/2013 0.89 %	1,229,473.05 1,229,439.13	103.69 0.90 %	1,228,725.32 9,628.13	0.61 % (713.81)	A1 A+	3.59 3.45
74005PBC7	Praxair Note 1.05% Due 11/7/2017	150,000.00	11/02/2012 1.06 %	149,941.50 149,945.15	99.95 1.06 %	149,917.65 498.75	0.07 % (27.50)	A2 A	4.69 4.55
<b>Total US Corporate</b>		<b>37,100,000.00</b>	<b>0.92 %</b>	<b>37,718,642.21</b> <b>37,651,711.90</b>	<b>0.51 %</b>	<b>37,828,698.52</b> <b>146,480.94</b>	<b>18.76 %</b> <b>176,986.62</b>	<b>A1</b> <b>AA-</b>	<b>1.48</b> <b>1.21</b>
<b>US TREASURY</b>									
912828RS1	US Treasury Note 0.25% Due 11/30/2013	1,600,000.00	05/09/2012 0.24 %	1,600,192.86 1,600,092.87	100.06 0.17 %	1,601,000.00 1,000.00	0.79 % 907.13	Aaa AA+	0.75 0.75
912828SB7	US Treasury Note 0.25% Due 1/31/2014	1,600,000.00	05/09/2012 0.25 %	1,599,880.36 1,599,936.29	100.07 0.17 %	1,601,187.20 320.44	0.79 % 1,250.91	Aaa AA+	0.92 0.92
912828QM5	US Treasury Note 1% Due 5/15/2014	1,600,000.00	05/30/2012 0.29 %	1,622,067.86 1,613,599.24	100.96 0.20 %	1,615,374.40 4,685.08	0.80 % 1,775.16	Aaa AA+	1.21 1.20
912828RG7	US Treasury Note 0.25% Due 9/15/2014	1,600,000.00	05/09/2012 0.30 %	1,598,005.36 1,598,691.16	100.05 0.22 %	1,600,812.80 1,845.30	0.79 % 2,121.64	Aaa AA+	1.55 1.54
912828RV4	US Treasury Note 0.25% Due 12/15/2014	1,600,000.00	05/10/2012 0.34 %	1,596,442.86 1,597,546.02	100.04 0.23 %	1,600,625.60 835.16	0.79 % 3,079.58	Aaa AA+	1.79 1.79
912828RZ5	US Treasury Note 0.25% Due 1/15/2015	1,600,000.00	05/10/2012 0.35 %	1,595,942.86 1,597,161.25	100.02 0.24 %	1,600,374.40 497.24	0.79 % 3,213.15	Aaa AA+	1.88 1.87
912828SE1	US Treasury Note 0.25% Due 2/15/2015	1,600,000.00	05/10/2012 0.36 %	1,595,130.36 1,596,547.86	100.00 0.25 %	1,600,000.00 154.70	0.79 % 3,452.14	Aaa AA+	1.96 1.96
912828SP6	US Treasury Note 0.375% Due 4/15/2015	2,000,000.00	Various 0.31 %	2,003,057.48 2,002,828.83	100.23 0.26 %	2,004,688.00 2,822.80	0.99 % 1,859.17	Aaa AA+	2.13 2.11



**Holdings Report**

As of 2/28/13

CUSIP	Security Description	Par Value/Units	Purchase Date Book Yield	Cost Value Book Value	Mkt Price Mkt YTM	Market Value Accrued Int.	% of Port. Gain/Loss	Moody S&P	Maturity Duration
<b>US TREASURY</b>									
912828NV8	US Treasury Note 1.25% Due 8/31/2015	1,550,000.00	05/18/2012 0.45 %	1,590,147.77 1,580,622.32	102.37 0.30 %	1,586,691.60 52.65	0.78 % 6,069.28	Aaa AA+	2.50 2.47
912828PE4	US Treasury Note 1.25% Due 10/31/2015	1,825,000.00	Various 0.48 %	1,872,061.78 1,861,879.43	102.48 0.32 %	1,870,197.95 7,625.17	0.93 % 8,318.52	Aaa AA+	2.67 2.62
912828RF9	US Treasury Note 1% Due 8/31/2016	1,900,000.00	12/19/2012 0.51 %	1,934,221.21 1,932,421.43	101.88 0.46 %	1,935,773.20 51.63	0.96 % 3,351.77	Aaa AA+	3.51 3.44
<b>Total US Treasury</b>		<b>18,475,000.00</b>	<b>0.36 %</b>	<b>18,607,150.76</b> <b>18,581,326.70</b>	<b>0.26 %</b>	<b>18,616,725.15</b> <b>19,890.17</b>	<b>9.21 %</b> <b>35,398.45</b>	<b>Aaa</b> <b>AA+</b>	<b>1.94</b> <b>1.92</b>
<b>TOTAL PORTFOLIO</b>		<b>200,623,429.05</b>	<b>0.46 %</b>	<b>202,062,475.72</b> <b>201,788,522.87</b>	<b>0.35 %</b>	<b>202,126,171.59</b> <b>328,074.05</b>	<b>100.00 %</b> <b>337,648.72</b>	<b>Aa1</b> <b>AA</b>	<b>1.00</b> <b>0.86</b>
<b>TOTAL MARKET VALUE PLUS ACCRUED</b>						<b>202,454,245.64</b>			