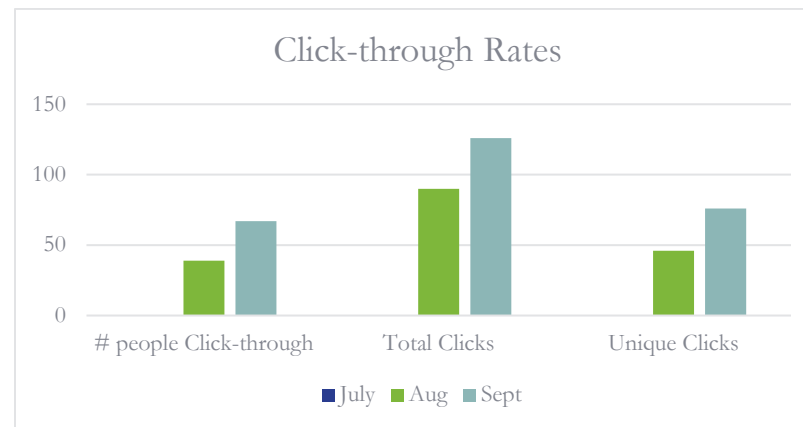
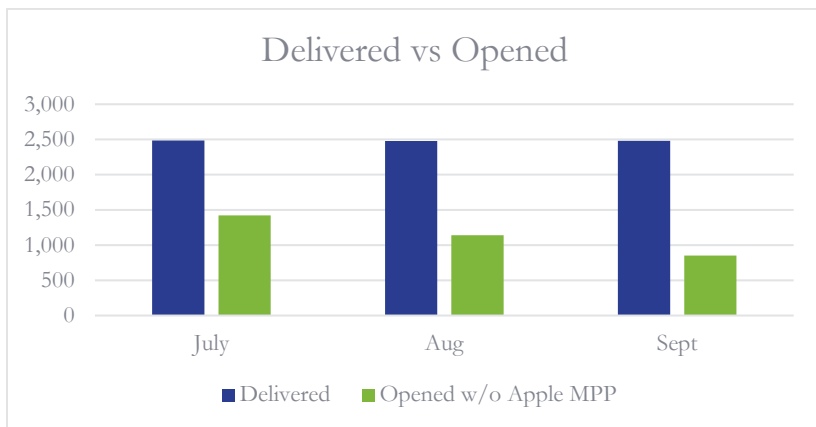


## MCERA Newsletter Usage Report

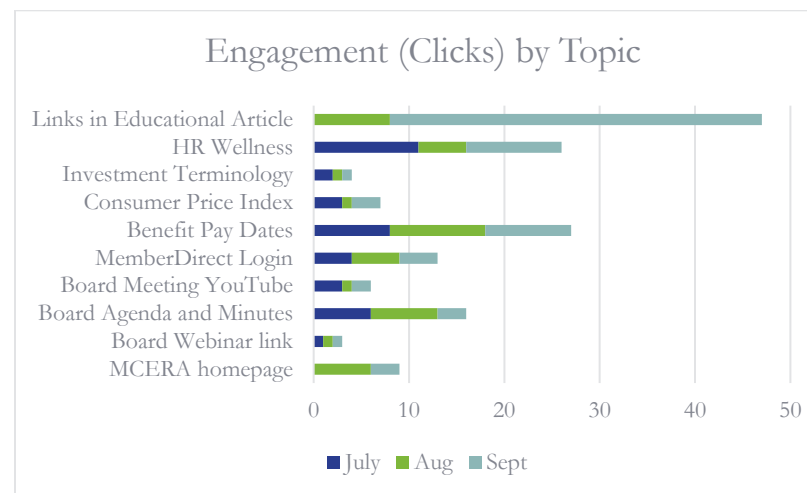


### Open Rates

July	57%
August	46%
September	34%

**Comment regarding the Click-through Rates and Engagement by Topic figures for July:** The article on student loan debt generated significant member engagement which resulted in the graphs being skewed to a scale that the normal engagement wasn't noticeable. The following data for July was removed from the graphs:

Recipients who clicked on a link	583
MCERA Homepage	559
Consumer Financial Protection Bureau	555
May Your Future (financial calculators)	555
PayScale (salary data)	150
Glassdoor (salary data)	2



# MemberDirect Enrollment and Usage Report

## Current Account Breakdown

Run Date / Time: 10/1/2024 8:40:14 AM

User Name: Doris Rentschler

Page 1 of 2

Member Active	Member Active DROP	Member Active Payee	Member Archived	Member Deferred	Member Inactive	Member Retired	Member Terminated	Beneficiary	DRO	Total
519	0	0	0	171	40	816	134	51	7	1696*

\* The breakdown by status does not match the total accounts because one or more users falls into multiple roles.

## Login Activity

Report Date Range: 07/01/2024 - 09/30/2024

Total Logins: 701

Average Logins per Day: 7.5376



# MemberDirect Enrollment and Usage Report

## Enrollment Activity

Run Date / Time: 10/1/2024 8:40:14 AM

User Name: Doris Rentschler

Page 2 of 2

Report Date Range: 07/01/2024 - 09/30/2024

Total Enrollments: 26

Average Enrollments per Day: 0.2796

### New Accounts Breakdown

Member Active	Member Active DROP	Member Active Payee	Member Archived	Member Deferred	Member Inactive	Member Retired	Member Terminated	Beneficiary	DRO
20	0	0	0	2	0	3	1	0	0



# MemberDirect Enrollment and Usage Report

## Current Account Breakdown

Run Date / Time: 10/1/2024 8:50:15 AM

User Name: Doris Rentschler

Page 1 of 2

Member Active	Member Active DROP	Member Active Payee	Member Archived	Member Deferred	Member Inactive	Member Retired	Member Terminated	Beneficiary	DRO	Total
519	0	0	0	171	40	816	134	51	7	1696*

\* The breakdown by status does not match the total accounts because one or more users falls into multiple roles.

## Login Activity

Report Date Range: 01/01/2024 - 09/30/2024

Total Logins: 2865

Average Logins per Day: 10.4182



# MemberDirect Enrollment and Usage Report

## Enrollment Activity

Run Date / Time: 10/1/2024 8:50:15 AM

User Name: Doris Rentschler

Page 2 of 2

Report Date Range: 01/01/2024 - 09/30/2024

Total Enrollments: 70

Average Enrollments per Day: 0.2545

### New Accounts Breakdown

Member Active	Member Active DROP	Member Active Payee	Member Archived	Member Deferred	Member Inactive	Member Retired	Member Terminated	Beneficiary	DRO
39	0	0	0	11	1	12	3	4	0

