

Family & Children's Services

August 2024 Monthly Report

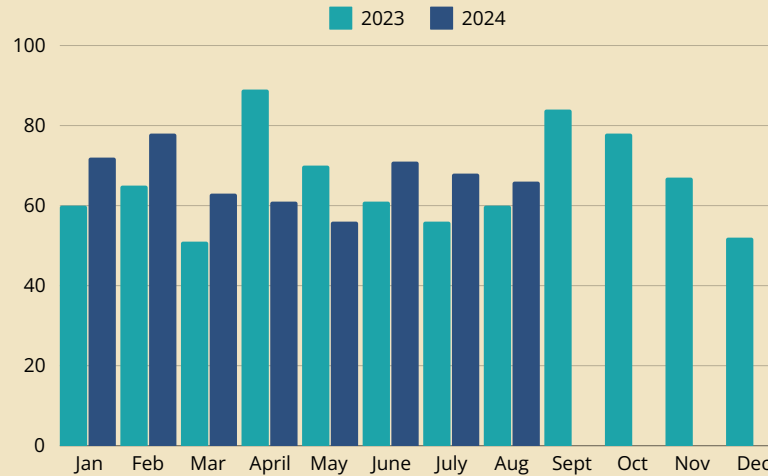
Suspected Child Abuse

Family & Children's Services operates an Emergency Response Hotline 24 hours a day, 7 days a week, 365 days a year to receive reports of alleged child abuse and neglect.

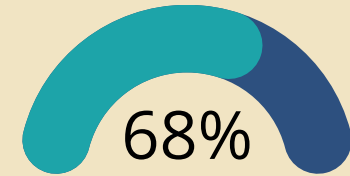
Please call 1-866-236-0368 to report suspected child abuse.

When a child abuse or neglect report is made, a team of professionals review the report and determine the level of response required to investigate the allegations and protect the child, if necessary, utilizing the statewide Structured Decision Making (SDM) system.

Suspected Child Abuse Reports Assigned for Investigated



August 2024 Response Rate for Immediate and 10-day State Requirement



If a referral meets standards that are determined by the State of California, a Social Worker is assigned to investigate the report immediately or within 10 calendar days. Some referrals require joint investigations with law enforcement and/or tribal representatives. **July 2024, the response rate was 77%.** Staffing fluctuations and resulting documentation delays are affecting this data point. The State standard is meeting or exceeding a 90% response rate.

August 2024 Children and Youth in Care

12 Short-Term Residential Treatment Program

157 Home-Based Care which includes Tribally approved homes

Home-based care is the preferred option for children and youth. The department works with each case to identify natural supports placing children in the least restrictive environment and, preferably with a relative, family friend, tribally approved home or other familiar connection while maintaining safety.

In some cases, residential treatment is necessary due to mental health and/or substance abuse treatment needs. In these situations, the department works with a treatment team to address these concerns and move the youth to a home-based care setting as soon as possible.

Child Welfare Re-Entry

Re-Entry tracks children and youth who have exited Child Welfare and re-entered within a 12-month period.

The Federal standard is having less than 8.3% re-entry.

2023 <10%

2022 11.4%

2021 16.9%

** Data comes from CCWIP and is only available for annual reporting. Less than 10% is masked to protect the privacy of individuals served.*

For information about becoming a County Resource Family, please call (707) 467-5893

August 2024 County Approved Homes

87 County Approved Resource Family Homes

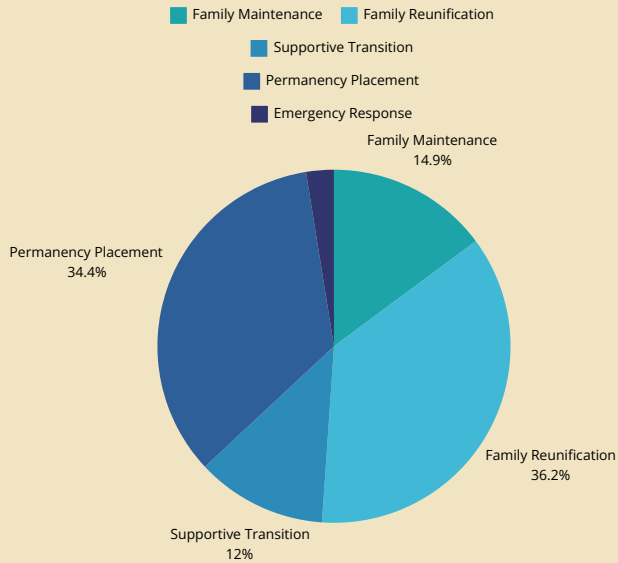
25 County Resource Family Homes in approval process

FCS also utilizes approved Resource Family Homes through Redwood Community Services, Tapestry Family Services and other Foster Family Agencies throughout the state for placement.

Family & Children's Services

August 2024 Monthly Report

August 2024 Children and Youth by Program



Youth Served with Wraparound

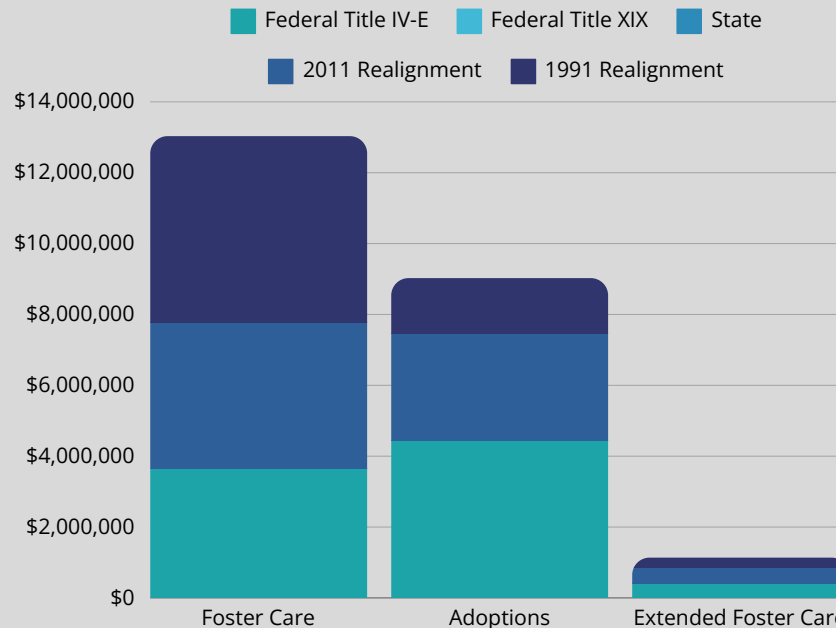
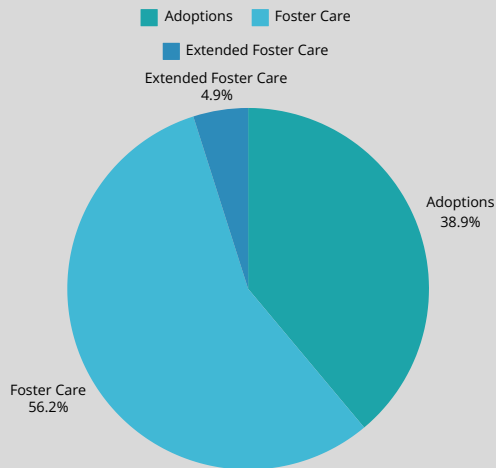
12 Youth were served with Wraparound services in the month of August 2024.

The Wraparound program has recently been staffed to a level where the department can begin to increase the number of youth and families served.

Wraparound is a strengths-based approach to care that builds on individual and family strengths to help families achieve positive goals for improved well-being. This individualized program strives to meet families where they are and supports children growing up in a safe, stable, permanent family environment. This is done by keeping children in their family or a home-based setting and strengthening family resiliency. Wraparound is provided to help prevent a child from needing a higher level of care or when transitioning from a higher level of care back to a home-based setting. Wraparound services are provided by FCS to both Child Welfare and Juvenile Justice involved youth.

Fiscal Year 22/23 Family & Children's Services Funding Sources

Program Funding Breakdown



In addition to program costs, FCS administration is covered through Federal, State, 2011 Realignment and 1991 Realignment funding.

Realignment Funding: Due to past recessions, the State stopped providing State General Funds to Counties and instead gave Counties a portion of increased State-wide sales taxes to be used in place of the State's General Funds with the stipulation that counties spend the new source of revenue in the exact same manner in order for the State to make its Federally required match.

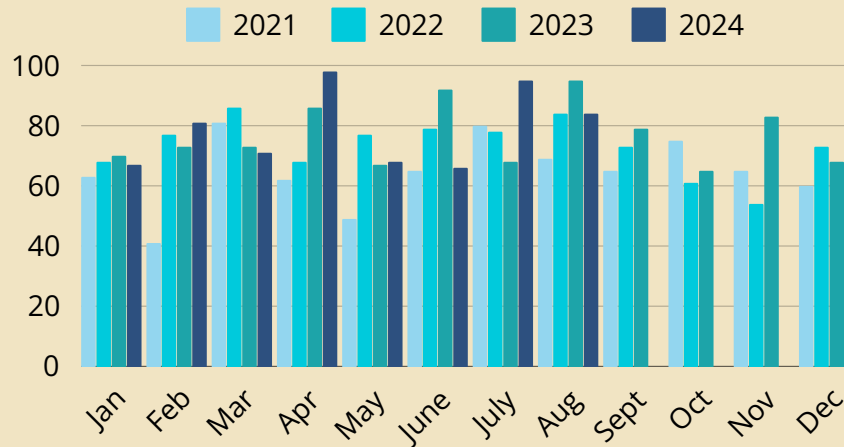
Adult & Aging Services

August 2024 Monthly Report

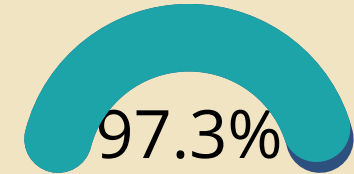
Suspected Elder and Dependent Adult Abuse

APS is a 24-hour service mandated by the State of California and designed to investigate all reported at-risk situations involving elder adults (60 years of age and older) and dependent adults (ages 18-59 who are disabled). APS is a voluntary program. Any victim of elder or dependent adult abuse may refuse or withdraw consent, at any time, to an investigation or provision of services.

Suspected Elder and Dependent Adult Abuse Reports Received and Investigated



August 2024 10-day Response Time



If a referral meets standards that are determined by the State of California, a Social Worker is assigned to investigate the report and provide an in-person response either immediately or within 10 calendar days. Some referrals require joint investigations with law enforcement and/or tribal representatives. **July 2024, the response timeliness compliance rate was 94.81%.** Difficulty in client availability and documentation delays do affect this data point. The minimum expectation is meeting or exceeding a 90% response compliance rate.

Please call 1-877-327-1799 to report suspected elder or dependent adult abuse.

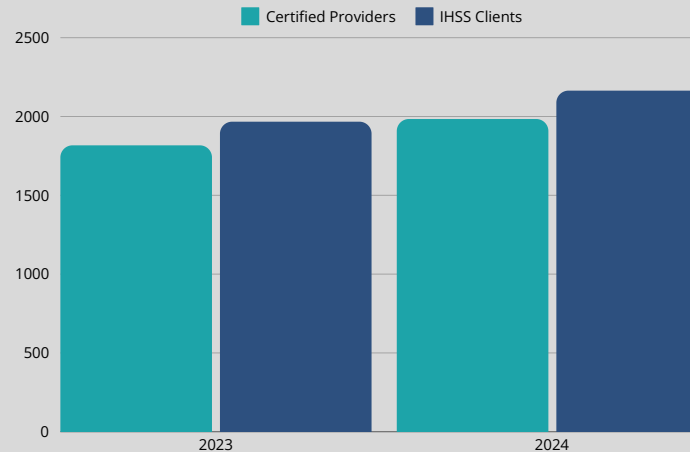
August 2024 Housing Support

4 APS- Home Safe Program is specifically designed to support APS clients to remain safely in their home or avoid homelessness. **Since this program launched in 2018, 72 APS clients were served in this program.**

7 The Housing and Disability Advocacy Program (HDAP) assists people experiencing or at risk of homelessness who are likely eligible for disability benefits by providing advocacy for disability benefits as well as housing supports. **Since this program launched in 2016, 88 clients were served in this program.**

Please call (707) 463-7900 to learn more about IHSS eligibility or to become an IHSS provider.

August 23/24 In-Home Supportive Services



While IHSS providers may care for more than one client, the need for providers continues to exceed providers available.

The In-Home Supportive Services (IHSS) program provides in-home assistance to eligible aged, blind, and disabled individuals as an alternative to out-of-home care and enables recipients to remain safely in their own homes.

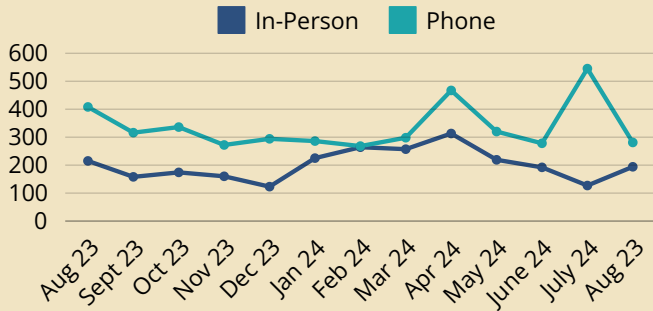
Eligibility criteria for all IHSS recipients is as follows:

- Must be a California resident.
- Must be Medi-Cal eligible
- Must live at home (acute care hospital, long-term care facilities, and licensed community care facilities are not considered "own home").
- Must submit a completed Health Care Certification form.

Adult & Aging Services

August 2024 Monthly Report

Veterans Client Contacts



Veterans Services staff can assist you in securing the maximum benefits such as:

- Compensation for service related disabilities
- Pension for veterans with non-service connected disabilities
- Education benefits
- Medical treatment at VA Medical Centers
- Home loan benefits
- And more!



Dollars Awarded To Veterans Through Disability and Compensation Claims With Support of Veterans Services

FY 23/24 \$3,200,000

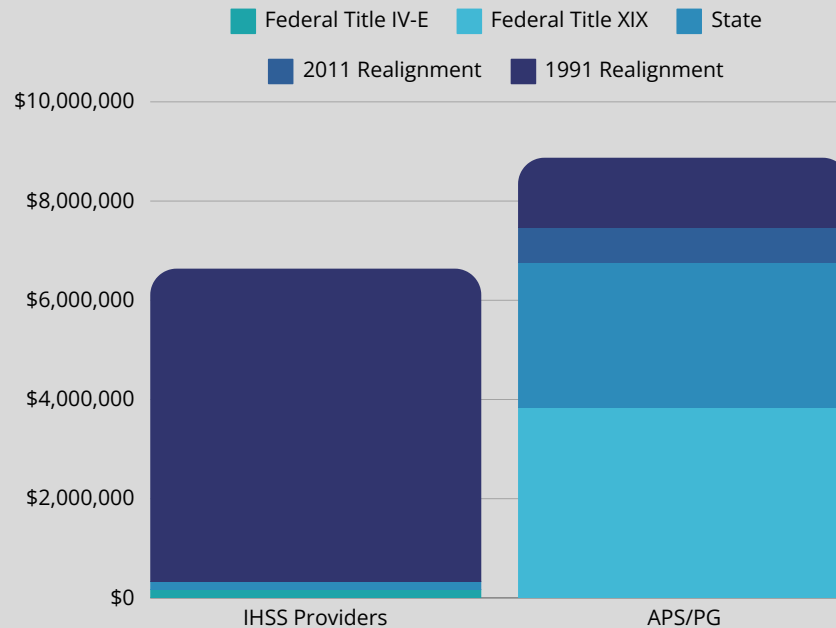
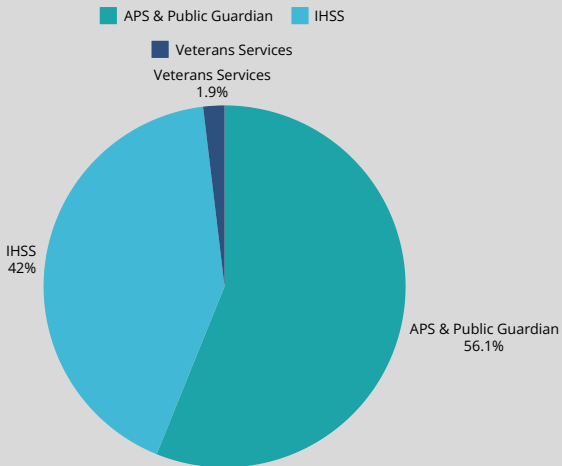
FY 22/23 \$3,203,274

FY 21/22 \$21,225,829

Note: The PACT ACT approved by President Biden in August 2022, expanded VA Healthcare access and benefits to those veterans exposed to burn pits, Agent Orange, and other toxic substances who did not previously qualify for disability compensation thus showing a sharp increase in FY 21/22.

Fiscal Year 22/23 Adult & Aging Services Funding Sources

Program Funding Breakdown



In addition to program costs, AAS administration is covered through Federal, State, 2011 Realignment and 1991 Realignment funding.

Realignment Funding: Due to past recessions, the State stopped providing State General Funds to Counties and instead gave Counties a portion of increased State-wide sales taxes to be used in place of the State's General Funds with the stipulation that counties spend the new source of revenue in the exact same manner in order for the State to make its Federally required match.

Employment & Family Assistance Services

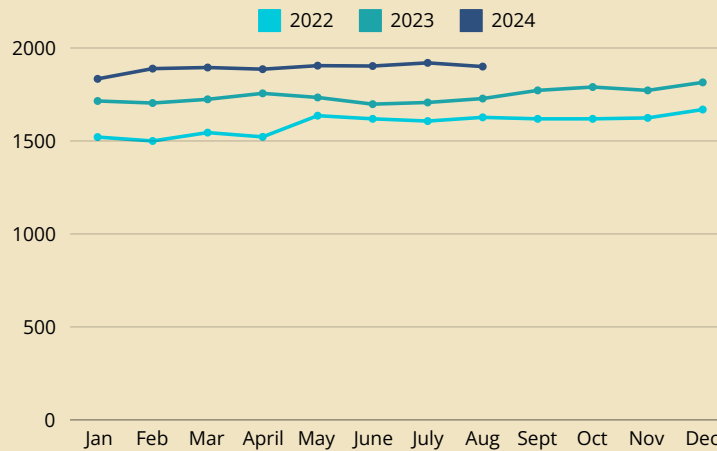
August 2024 Monthly Report

CalWORKs

CalWORKs and Temporary Assistance to Needy Families (TANF) provide a temporary cash grant to eligible low-income families designed to promote self-sufficiency. These cash grants are based upon income and resource levels with medical costs covered through Medi-Cal.

In August 2024, the CalWORKs program brought \$710,000 into our local economy supporting our most vulnerable community members in accessing temporary financial assistance. This is an increase from \$680,000 in August 2023.

CalWORKs Customers Served



In August 2024, CalWORKs Housing Programs supported a total of 30 families with \$14,047 in housing support funding.

August 2024 CalWORKs Housing Programs

- 9** Families served through Temporary Homeless Assistance. This program may pay for temporary shelter for up to 16 nights for homeless families.

- 0** Families served through Permanent Homeless Assistance. This program can assist with securing permanent residence with deposit assistance or pay up to 2 months of arrearages to prevent the household from becoming homeless due to a pending eviction.

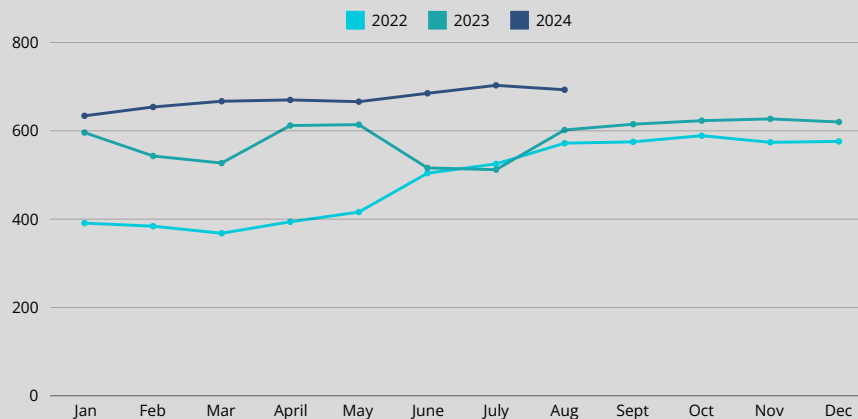
- 21** Families served through Housing Support Program. This program is a flexible progressive engagement program for CalWORKs families that can assist with eviction prevention, temporary or permanent housing supports, and barrier removal services. Services available are dependent upon funding levels, not an entitlement program.

CalWORKs Job Services

CalWORKs Job Services provides employment and training services to eligible CalWORKs recipients. Participants receive guidance and support in career assessment, educational development, and life skills training.

In August 2024, CalWORKs Job Services had 693 participants which is a decrease from 703 in July 2024.

CalWORKs Job Services Welfare to Work Participants



*The State program, CalSAWS, experienced a defect that deregistered some WTW program data for February, March, June and July 2023 lowering the number of participants. CalSAWS is aware of this glitch and has resolved the issue.

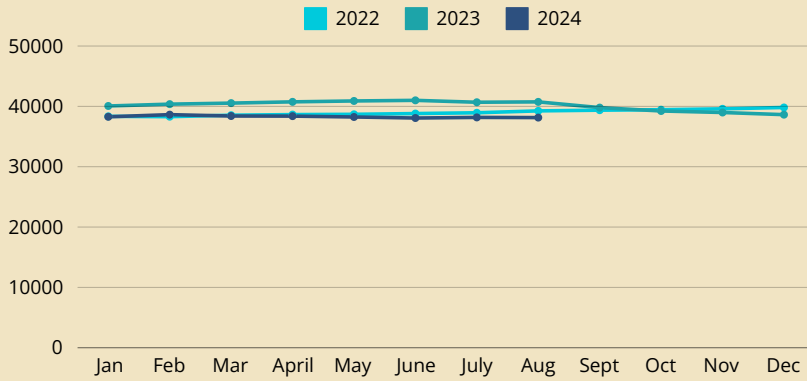
August 2024 CalWORKs Job Services Supports

- 45** Children served with childcare assistance
- 31** Participants receiving transportation assistance (travel reimbursement, bus passes)
- 108** Participants receiving ancillary services (work/interview clothing, shoes, educational payments, school supplies)

Employment & Family Assistance Services

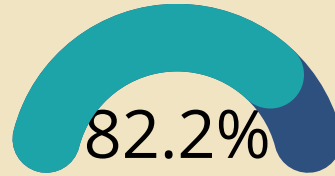
August 2024 Monthly Report

Medi-Cal Individuals Served Through EFAS



With Medi-Cal redeterminations beginning following the end of the Public Health Emergency, the number of Medi-Cal individuals served through this department has decreased. Please note that not all Mendocino County residents covered by Medi-Cal are administered through this department.

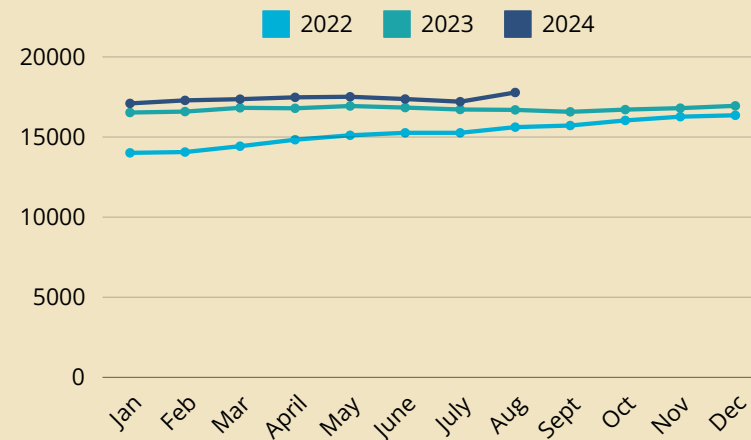
August 2024 Medi-Cal Timely Redeterminations



The State target for Medi-Cal timely redeterminations is 90%. **July 2024, the response timeliness compliance rate was 81.55%.**

Although the County has made progress towards reaching the target, the volume of work exceeds the capabilities of current staffing levels.

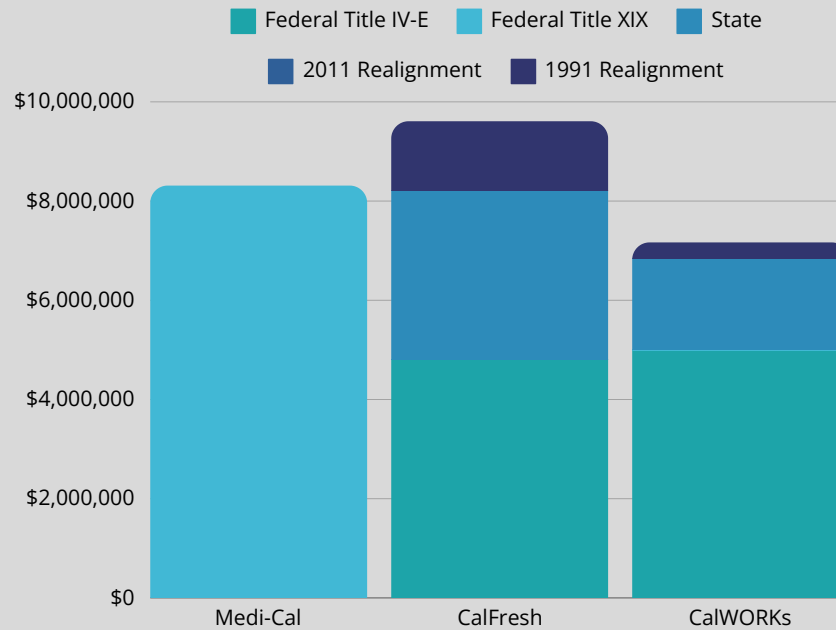
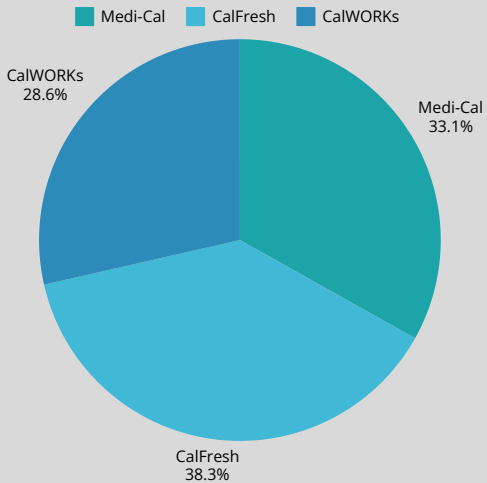
CalFresh Individuals Served



In August 2024, the CalFresh program brought \$3.26 million into the local economy supporting individuals and families meet their basic food needs.

Fiscal Year 22/23 Employment & Family Assistance Services Funding Sources

Program Funding Breakdown



In addition to program costs, EFAS administration is covered through Federal, State, 2011 Realignment and 1991 Realignment funding.

Realignment Funding: Due to past recessions, the State stopped providing State General Funds to Counties and instead gave Counties a portion of increased State-wide sales taxes to be used in place of the State's General Funds with the stipulation that counties spend the new source of revenue in the exact same manner in order for the State to make its Federally required match.