



PORTFOLIO CHARACTERISTICS

Average Duration	1.00
Average Coupon	0.81 %
Average Purchase YTM	0.51 %
Average Market YTM	0.45 %
Average S&P/Moody Rating	AA/Aa1
Average Final Maturity	1.08 yrs
Average Life	1.02 yrs

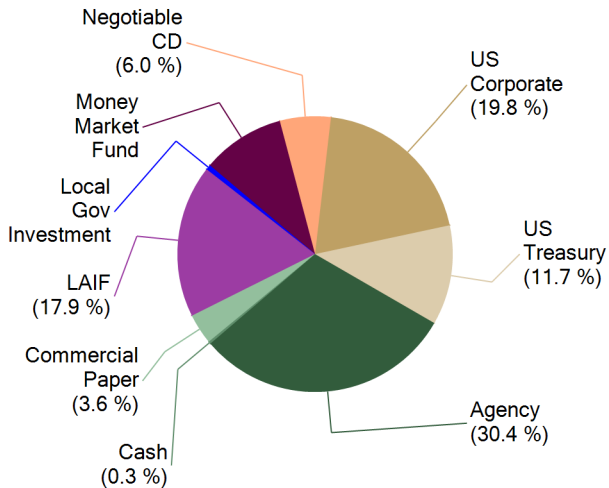
ACCOUNT SUMMARY

	Beg. Values as of 7/31/13	End Values as of 8/31/13
Market Value	176,653,479	167,186,050
Accrued Interest	325,617	300,969
Total Market Value	176,979,096	167,487,019
Income Earned	70,250	73,114
Cont/WD		
Par	175,757,962	166,486,946
Book Value	176,622,999	167,300,611
Cost Value	177,144,953	167,830,955

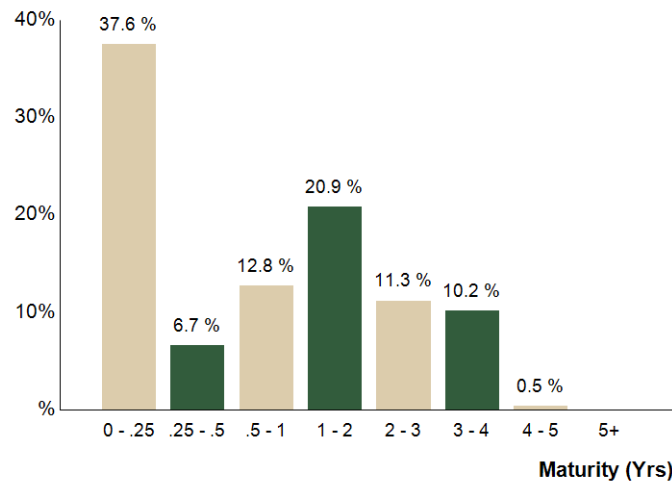
TOP ISSUERS

Issuer	% Portfolio
Local Agency Investment Fund	17.9 %
Government of United States	11.7 %
Custodial Checking Account	9.6 %
Federal Home Loan Bank	7.9 %
Federal Home Loan Mortgage Corp	7.7 %
Federal National Mortgage Assoc	7.6 %
Federal Farm Credit Bank	6.3 %
Metlife Inc	3.0 %
	71.8 %

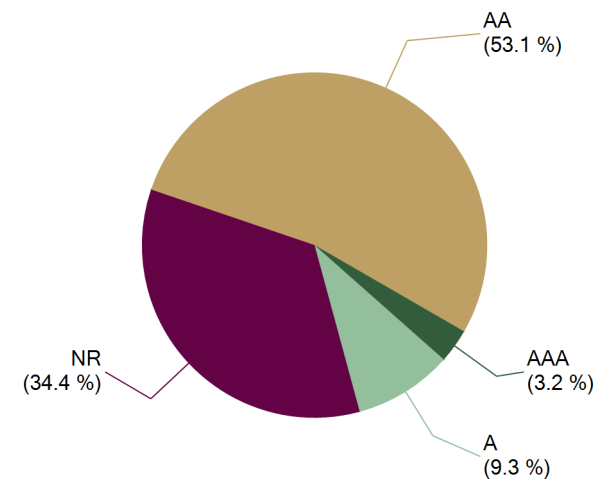
SECTOR ALLOCATION



MATURITY DISTRIBUTION



CREDIT QUALITY (S&P)





Holdings Report

As of 8/31/13

CUSIP	Security Description	Par Value/Units	Purchase Date Book Yield	Cost Value Book Value	Mkt Price Mkt YTM	Market Value Accrued Int.	% of Port. Gain/Loss	Moody S&P	Maturity Duration
AGENCY									
313589LF8	FNMA Discount Note 0.13% Due 9/3/2013	2,000,000.00	01/30/2013 0.13 %	1,998,440.00 1,999,985.56	100.00 0.13 %	1,999,985.56 0.00	1.19 % 0.00	P-1 A-1+	0.01 0.01
31331KB82	FFCB Note 0.35% Due 10/3/2013	700,000.00	05/11/2012 0.29 %	700,602.00 700,038.00	100.02 0.10 %	700,157.50 1,007.22	0.42 % 119.50	Aaa AA+	0.09 0.09
3133EALT3	FFCB Note 0.3% Due 11/18/2013	1,600,000.00	05/09/2012 0.28 %	1,600,560.00 1,600,078.42	100.05 0.09 %	1,600,732.80 1,373.33	0.96 % 654.38	Aaa AA+	0.22 0.21
3136FPEX1	FNMA Callable Note 1X 3/17/2011 1.125% Due 12/17/2013	1,500,000.00	05/18/2012 0.34 %	1,518,345.00 1,503,413.77	100.30 0.10 %	1,504,527.00 3,468.75	0.90 % 1,113.23	Aaa AA+	0.30 0.29
313371UC8	FHLB Note 0.875% Due 12/27/2013	1,600,000.00	05/09/2012 0.29 %	1,615,104.00 1,602,965.05	100.25 0.09 %	1,604,025.60 2,488.89	0.96 % 1,060.55	Aaa AA+	0.32 0.32
3134G3JR2	FHLMC Note 0.45% Due 1/9/2014	2,175,000.00	05/11/2012 0.29 %	2,180,807.25 2,176,247.84	100.13 0.09 %	2,177,814.45 1,413.75	1.30 % 1,566.61	Aaa AA+	0.36 0.36
313376UF0	FHLB Note 0.375% Due 1/29/2014	1,600,000.00	05/10/2012 0.30 %	1,602,112.00 1,600,504.46	100.12 0.08 %	1,601,913.60 533.33	0.96 % 1,409.14	Aaa AA+	0.41 0.41
313397SQ5	FHLMC Discount Note 0.16% Due 2/3/2014	250,000.00	03/26/2013 0.16 %	249,653.33 249,828.33	99.93 0.16 %	249,828.33 0.00	0.15 % 0.00	P-1 A-1+	0.43 0.43
3133EADX3	FFCB Note 0.3% Due 2/21/2014	1,600,000.00	05/23/2012 0.32 %	1,599,504.00 1,599,865.50	100.10 0.10 %	1,601,529.60 133.33	0.96 % 1,664.10	Aaa AA+	0.48 0.47
3134G1SG0	FHLMC Callable Note 1X 3/3/2011 1.25% Due 3/3/2014	1,000,000.00	05/11/2012 0.37 %	1,015,830.00 1,004,402.57	100.50 0.26 %	1,004,978.00 6,180.56	0.60 % 575.43	Aaa AA+	0.50 0.50
3133EALW6	FFCB Note 0.3% Due 4/23/2014	1,600,000.00	05/23/2012 0.34 %	1,598,800.00 1,599,598.28	100.10 0.15 %	1,601,556.80 1,706.67	0.96 % 1,958.52	Aaa AA+	0.64 0.64
313373JR4	FHLB Note 1.375% Due 5/28/2014	1,575,000.00	05/10/2012 0.33 %	1,608,457.73 1,587,048.37	100.89 0.17 %	1,589,082.08 5,594.53	0.95 % 2,033.71	Aaa AA+	0.74 0.74
3137EACU1	FHLMC Note 1% Due 7/30/2014	1,600,000.00	05/09/2012 0.37 %	1,622,161.60 1,609,072.32	100.76 0.17 %	1,612,198.40 1,377.78	0.96 % 3,126.08	Aaa AA+	0.91 0.91
3135G0BY8	FNMA Note 0.875% Due 8/28/2014	1,600,000.00	05/23/2012 0.44 %	1,615,488.00 1,606,768.97	100.68 0.19 %	1,610,864.00 116.67	0.96 % 4,095.03	Aaa AA+	0.99 0.99
3135G0DW0	FNMA Note 0.625% Due 10/30/2014	1,600,000.00	05/09/2012 0.44 %	1,607,428.80 1,603,488.16	100.45 0.24 %	1,607,123.20 3,361.11	0.96 % 3,635.04	Aaa AA+	1.16 1.16
3137EADA4	FHLMC Note 0.625% Due 12/29/2014	1,600,000.00	05/24/2012 0.61 %	1,600,432.00 1,600,220.56	100.44 0.29 %	1,607,084.80 1,722.22	0.96 % 6,864.24	Aaa AA+	1.33 1.32
3133XWX95	FHLB Note 2.75% Due 3/13/2015	1,700,000.00	05/30/2012 0.55 %	1,803,394.00 1,756,785.29	103.66 0.36 %	1,762,165.60 21,816.67	1.07 % 5,380.31	Aaa AA+	1.53 1.49
3137EADD8	FHLMC Note 0.5% Due 4/17/2015	1,600,000.00	05/11/2012 0.51 %	1,599,753.60 1,599,863.19	100.24 0.35 %	1,603,852.80 2,977.78	0.96 % 3,989.61	Aaa AA+	1.63 1.62
880591DY5	Tennessee Valley Authority Note 4.375% Due 6/15/2015	1,425,000.00	05/29/2012 0.61 %	1,586,580.75 1,519,825.07	106.97 0.46 %	1,524,353.85 13,161.46	0.92 % 4,528.78	Aaa AA+	1.79 1.72
3133EADW5	FFCB Note 0.55% Due 8/17/2015	1,825,000.00	Various 0.56 %	1,824,474.50 1,824,705.43	100.00 0.55 %	1,824,932.48 390.35	1.09 % 227.05	Aaa AA+	1.96 1.95



Holdings Report

As of 8/31/13

CUSIP	Security Description	Par Value/Units	Purchase Date Book Yield	Cost Value Book Value	Mkt Price Mkt YTM	Market Value Accrued Int.	% of Port. Gain/Loss	Moody S&P	Maturity Duration
AGENCY									
3133EC7H1	FFCB Note 0.34% Due 8/17/2015	1,900,000.00	12/19/2012 0.42 %	1,895,858.00 1,896,946.88	99.80 0.44 %	1,896,236.10 251.22	1.13 % (710.78)	Aaa AA+	1.96 1.95
31398A4M1	FNMA Note 1.625% Due 10/26/2015	1,600,000.00	05/17/2012 0.69 %	1,650,848.00 1,631,780.00	102.37 0.52 %	1,637,849.60 9,027.78	0.98 % 6,069.60	Aaa AA+	2.15 2.11
3134G3W55	FHLMC Note 0.45% Due 11/24/2015	1,950,000.00	12/14/2012 0.41 %	1,952,067.00 1,951,569.53	99.77 0.55 %	1,945,536.45 2,364.38	1.16 % (6,033.08)	Aaa AA+	2.23 2.21
313371NW2	FHLB Note 1.375% Due 12/11/2015	1,200,000.00	01/04/2013 0.46 %	1,231,848.00 1,224,827.10	101.88 0.54 %	1,222,533.60 3,666.67	0.73 % (2,293.50)	Aaa AA+	2.28 2.24
31331VGU4	FFCB Note 4.875% Due 12/16/2015	511,000.00	05/18/2012 0.73 %	585,529.35 558,781.09	109.80 0.57 %	561,062.67 5,189.84	0.34 % 2,281.58	Aaa AA+	2.29 2.18
313382B77	FHLB Note 0.42% Due 2/12/2016	1,700,000.00	02/22/2013 0.46 %	1,697,960.00 1,698,314.45	99.46 0.64 %	1,690,901.60 376.83	1.01 % (7,412.85)	Aaa AA+	2.45 2.43
3137EADQ9	FHLMC Note 0.5% Due 5/13/2016	1,150,000.00	Various 0.71 %	1,143,385.05 1,143,679.13	99.35 0.74 %	1,142,491.65 1,725.00	0.68 % (1,187.48)	Aaa AA+	2.70 2.67
313373SZ6	FHLB Note 2.125% Due 6/10/2016	375,000.00	01/04/2013 0.56 %	394,788.75 391,062.50	103.62 0.80 %	388,586.25 1,792.97	0.23 % (2,476.25)	Aaa AA+	2.78 2.69
3135G0CM3	FNMA Note 1.25% Due 9/28/2016	1,600,000.00	05/29/2012 0.92 %	1,622,624.00 1,616,059.89	100.95 0.94 %	1,615,219.20 8,500.00	0.97 % (840.69)	Aaa AA+	3.08 3.00
3133786Q9	FHLB Note 1% Due 2/13/2017	1,725,000.00	10/17/2012 0.75 %	1,743,285.00 1,739,602.52	99.80 1.06 %	1,721,615.55 862.50	1.03 % (17,986.97)	Aaa AA+	3.46 3.38
3135G0UY7	FNMA Callable Note 1X 02/27/15 1% Due 2/27/2017	970,000.00	04/24/2013 0.48 %	979,215.00 977,448.68	99.38 1.18 %	963,969.51 107.78	0.58 % (13,479.17)	Aaa AA+	3.50 3.42
313379FW4	FHLB Note 1% Due 6/9/2017	1,710,000.00	Various 0.76 %	1,727,890.70 1,725,269.92	98.81 1.32 %	1,689,683.49 3,895.00	1.01 % (35,586.43)	Aaa AA+	3.78 3.68
3137EADJ5	FHLMC Note 1% Due 7/28/2017	1,600,000.00	07/29/2013 1.17 %	1,589,550.40 1,589,786.75	98.38 1.43 %	1,574,006.40 1,466.67	0.94 % (15,780.35)	Aaa AA+	3.91 3.81
3135G0MZ3	FNMA Note 0.875% Due 8/28/2017	1,750,000.00	Various 1.12 %	1,732,254.00 1,733,187.61	98.10 1.37 %	1,716,667.75 127.61	1.03 % (16,519.86)	Aaa AA+	3.99 3.91
3133EAY28	FFCB Note 0.83% Due 9/21/2017	695,000.00	09/21/2012 0.81 %	695,611.60 695,497.41	97.92 1.36 %	680,561.38 2,563.78	0.41 % (14,936.03)	Aaa AA+	4.06 3.95
Total Agency		50,586,000.00	0.51 %	51,190,643.41 50,918,518.60	0.48 %	50,835,627.65 110,742.43	30.42 % (82,890.95)	Aaa AA+	1.68 1.65
CASH									
90CASH\$00	Cash Custodial Cash Account	484,653.48	Various 0.00 %	484,653.48 484,653.48	1.00 0.00 %	484,653.48 0.00	0.29 % 0.00	NR NR	0.00 0.00
Total Cash		484,653.48	N/A	484,653.48	0.00 %	484,653.48 0.00	0.29 % 0.00	NR NR	0.00 0.00



CUSIP	Security Description	Par Value/Units	Purchase Date Book Yield	Cost Value Book Value	Mkt Price Mkt YTM	Market Value Accrued Int.	% of Port. Gain/Loss	Moody S&P	Maturity Duration
COMMERCIAL PAPER									
06538BXF5	Bank of Tokyo Mitsubishi NY Discount CP 0.23% Due 10/15/2013	1,950,000.00	06/12/2013 0.23 %	1,948,455.17 1,949,451.83	99.97 0.23 %	1,949,451.83 0.00	1.16 % 0.00	P-1 A-1	0.12 0.12
89233GYR1	Toyota Motor Credit Discount CP 0.23% Due 11/25/2013	1,600,000.00	04/24/2013 0.23 %	1,597,853.33 1,599,131.11	99.95 0.23 %	1,599,131.11 0.00	0.95 % 0.00	P-1 A-1+	0.24 0.24
4662J0Z21	JP Morgan Discount CP 0.3% Due 12/2/2013	470,000.00	06/27/2013 0.30 %	469,381.17 469,639.67	99.92 0.30 %	469,639.67 0.00	0.28 % 0.00	P-1 A-1	0.25 0.25
06416JZG1	Bank of Nova Scotia Discount CP 0.22% Due 12/16/2013	2,000,000.00	05/14/2013 0.22 %	1,997,372.22 1,998,704.44	99.94 0.22 %	1,998,704.44 0.00	1.19 % 0.00	P-1 A-1	0.29 0.29
Total Commercial Paper		6,020,000.00	0.24 %	6,013,061.89 6,016,927.05	0.24 %	6,016,927.05 0.00	3.59 % 0.00	P1 A-1	0.22 0.22
LAIF									
90LAIF\$00	Local Agency Investment Fund State Pool	30,000,000.00	Various 0.25 %	30,000,000.00 30,000,000.00	1.00 0.25 %	30,000,000.00 18,301.91	17.92 % 0.00	NR NR	0.00 0.00
Total LAIF		30,000,000.00	0.25 %	30,000,000.00 30,000,000.00	0.25 %	30,000,000.00 18,301.91	17.92 % 0.00	NR NR	0.00 0.00
LOCAL GOV INVESTMENT POOL									
90CAMP\$00	Public Financial Management CAMP	1,000,000.00	Various 0.07 %	1,000,000.00 1,000,000.00	1.00 0.07 %	1,000,000.00 0.00	0.60 % 0.00	NR NR	0.00 0.00
Total Local Gov Investment Pool		1,000,000.00	0.07 %	1,000,000.00 1,000,000.00	0.07 %	1,000,000.00 0.00	0.60 % 0.00	NR NR	0.00 0.00
MONEY MARKET FUND FI									
261908107	Dreyfus Treasury Cash Management Fd521	21,588.34	Various 0.01 %	21,588.34 21,588.34	1.00 0.01 %	21,588.34 0.00	0.01 % 0.00	Aaa AAA	0.00 0.00
261908107	Dreyfus Treasury Cash Management Fd521	100,897.19	Various 0.01 %	100,897.19 100,897.19	1.00 0.01 %	100,897.19 0.00	0.06 % 0.00	Aaa AAA	0.00 0.00
90CHECK\$1	Checking Deposit Bank Account	16,153,806.91	Various 0.00 %	16,153,806.91 16,153,806.91	1.00 0.00 %	16,153,806.91 0.00	9.64 % 0.00	NR NR	0.00 0.00
Total Money Market Fund FI		16,276,292.44	0.00 %	16,276,292.44 16,276,292.44	0.00 %	16,276,292.44 0.00	9.72 % 0.00	Aaa AAA	0.00 0.00
NEGOTIABLE CD									
22532XBQ0	Credit Agricole Floating Rate Yankee CD 1.266% Due 5/6/2014	5,000,000.00	05/03/2011 1.27 %	5,000,000.00 5,000,000.00	100.00 1.27 %	5,000,000.00 4,570.22	2.99 % 0.00	NR NR	0.68 0.18



Holdings Report

As of 8/31/13

CUSIP	Security Description	Par Value/Units	Purchase Date Book Yield	Cost Value Book Value	Mkt Price Mkt YTM	Market Value Accrued Int.	% of Port. Gain/Loss	Moody S&P	Maturity Duration
NEGOTIABLE CD									
06366WJB1	Bank of Montreal Floating Rate Yankee CD 0.844% Due 9/12/2014	5,000,000.00	05/03/2012 0.84 %	5,000,000.00 5,000,000.00	100.00 0.84 %	5,000,000.00 9,496.69	2.99 % 0.00	Aa3 NR	1.03 0.03
Total Negotiable CD		10,000,000.00	1.05 %	10,000,000.00	1.05 %	10,000,000.00 14,066.91	5.98 % 0.00	Aa3 NR	0.86 0.11
US CORPORATE									
74153WBJ7	Prcoa Global Funding Floating Rate Note 0.476% Due 9/27/2013	3,000,000.00	11/18/2009 1.28 %	2,908,533.00 2,998,312.18	100.01 0.32 %	3,000,360.00 2,618.55	1.79 % 2,047.82	A1 AA-	0.07 0.07
74254PPF3	Principal Life Inc Fdg Floating Rate Note 0.446% Due 11/8/2013	4,270,000.00	12/23/2010 0.72 %	4,236,792.21 4,267,851.45	100.02 0.32 %	4,270,986.37 1,270.75	2.55 % 3,134.92	Aa3 A+	0.19 0.19
59157BAF9	Metlife Institutional Floating Rate Note 1.174% Due 4/4/2014	5,000,000.00	04/19/2011 0.93 %	5,035,915.00 5,007,143.13	100.55 0.26 %	5,027,350.00 9,456.42	3.01 % 20,206.87	Aa3 AA-	0.59 0.10
38259PAA0	Google Inc Note 1.25% Due 5/19/2014	1,000,000.00	05/23/2012 0.48 %	1,015,060.00 1,005,438.33	100.62 0.39 %	1,006,170.00 3,541.67	0.60 % 731.67	Aa2 AA	0.72 0.71
594918AB0	Microsoft Note 2.95% Due 6/1/2014	1,347,000.00	Various 0.43 %	1,409,574.91 1,372,203.81	101.91 0.39 %	1,372,782.93 9,934.13	0.83 % 579.12	Aaa AAA	0.75 0.74
36962GK86	General Electric Capital Corp Note 4.75% Due 9/15/2014	1,182,000.00	Various 1.14 %	1,277,709.46 1,225,593.54	104.41 0.49 %	1,234,139.21 25,889.08	0.75 % 8,545.67	A1 AA+	1.04 1.00
94974BET3	Wells Fargo Corp Note 3.75% Due 10/1/2014	950,000.00	05/03/2012 1.16 %	1,007,950.00 976,130.42	103.47 0.54 %	982,936.50 14,843.75	0.60 % 6,806.08	A2 A+	1.08 1.05
74005PAQ7	Praxair Note 5.25% Due 11/15/2014	350,000.00	Various 0.67 %	389,276.39 369,100.30	105.62 0.57 %	369,669.65 5,410.42	0.22 % 569.35	A2 A	1.21 1.17
09247XAD3	Blackrock Inc Note 3.5% Due 12/10/2014	1,050,000.00	Various 0.76 %	1,121,577.00 1,086,199.59	103.67 0.61 %	1,088,500.35 8,268.75	0.65 % 2,300.76	A1 A+	1.28 1.25
084670AV0	Berkshire Hathaway Note 3.2% Due 2/11/2015	1,475,000.00	05/17/2012 0.86 %	1,567,482.50 1,524,076.14	103.77 0.57 %	1,530,651.75 2,622.22	0.92 % 6,575.61	Aa2 AA	1.45 1.42
06406HCC1	Bank of New York Callable Note Cont 1/20/15 1.2% Due 2/20/2015	366,000.00	07/17/2012 0.66 %	370,856.82 368,688.79	100.69 0.70 %	368,533.09 134.20	0.22 % (155.70)	Aa3 A+	1.47 1.38
713448BX5	Pepsico Inc. Note 0.75% Due 3/5/2015	1,000,000.00	05/03/2012 0.70 %	1,001,450.00 1,000,773.52	100.07 0.70 %	1,000,694.00 3,666.67	0.60 % (79.52)	A1 A-	1.51 1.49
191216AX8	Coca Cola Company Note 0.75% Due 3/13/2015	1,000,000.00	05/17/2012 0.64 %	1,003,080.00 1,001,676.72	100.34 0.53 %	1,003,431.00 3,500.00	0.60 % 1,754.28	Aa3 AA-	1.53 1.52
94974BEU0	Wells Fargo Corp Note 3.625% Due 4/15/2015	450,000.00	12/14/2012 0.77 %	479,529.00 470,604.06	104.38 0.90 %	469,689.30 6,162.50	0.28 % (914.76)	A2 A+	1.62 1.56
931142CX9	Wal-Mart Stores Note 1.5% Due 10/25/2015	975,000.00	05/10/2012 0.75 %	999,784.50 990,445.98	101.80 0.66 %	992,501.25 5,118.75	0.60 % 2,055.27	Aa2 AA	2.15 2.11
459200GU9	IBM Corp Note 2% Due 1/5/2016	1,175,000.00	Various 0.91 %	1,217,806.25 1,204,550.36	102.52 0.91 %	1,204,592.38 3,655.56	0.72 % 42.02	Aa3 AA-	2.35 2.29



Holdings Report

As of 8/31/13

CUSIP	Security Description	Par Value/Units	Purchase Date Book Yield	Cost Value Book Value	Mkt Price Mkt YTM	Market Value Accrued Int.	% of Port. Gain/Loss	Moody S&P	Maturity Duration
US CORPORATE									
037833AH3	Apple Inc Note 0.45% Due 5/3/2016	1,225,000.00	05/22/2013 0.54 %	1,221,729.25 1,222,022.43	98.98 0.83 %	1,212,563.80 1,806.88	0.73 % (9,458.63)	Aa1 AA+	2.67 2.64
46625HJA9	JP Morgan Chase Note 3.15% Due 7/5/2016	950,000.00	05/07/2012 2.12 %	988,570.00 976,391.34	104.48 1.53 %	992,595.15 4,655.00	0.60 % 16,203.81	A2 A	2.85 2.71
06406HBX6	Bank of New York Note 2.3% Due 7/28/2016	1,325,000.00	Various 0.93 %	1,390,154.12 1,376,836.14	103.05 1.23 %	1,365,356.85 2,793.55	0.82 % (11,479.29)	Aa3 A+	2.91 2.81
24422ERF8	John Deere Capital Corp Note 1.85% Due 9/15/2016	975,000.00	05/03/2012 1.27 %	999,072.75 991,794.94	101.94 1.20 %	993,889.65 8,317.29	0.60 % 2,094.71	A2 A	3.04 2.93
458140AH3	Intel Corp Note 1.95% Due 10/1/2016	1,185,000.00	02/27/2013 0.89 %	1,229,473.05 1,223,197.30	102.54 1.11 %	1,215,106.11 9,628.13	0.73 % (8,091.19)	A1 A+	3.09 2.97
674599CB9	Occidental Petroleum Note 1.75% Due 2/15/2017	970,000.00	03/08/2013 1.13 %	993,115.10 990,344.51	100.01 1.75 %	970,076.63 754.44	0.58 % (20,267.88)	A1 A	3.46 3.34
25468PCS3	Walt Disney Company Note 1.125% Due 2/15/2017	1,225,000.00	Various 0.93 %	1,233,734.25 1,233,047.48	97.99 1.73 %	1,200,419.15 612.50	0.72 % (32,628.33)	A2 A	3.46 3.37
74005PBC7	Praxair Note 1.05% Due 11/7/2017	150,000.00	11/02/2012 1.06 %	149,941.50 149,951.05	96.69 1.88 %	145,040.25 498.75	0.09 % (4,910.80)	A2 A	4.19 4.05
Total US Corporate		32,595,000.00	0.91 %	33,248,167.06 33,032,373.51	0.66 %	33,018,035.37 135,159.96	19.79 % (14,338.14)	A1 AA-	1.41 1.29
US TREASURY									
912828QM5	US Treasury Note 1% Due 5/15/2014	1,600,000.00	05/30/2012 0.29 %	1,622,067.86 1,607,912.29	100.62 0.13 %	1,609,875.20 4,739.13	0.96 % 1,962.91	Aaa AA+	0.70 0.70
912828RG7	US Treasury Note 0.25% Due 9/15/2014	1,600,000.00	05/09/2012 0.30 %	1,598,005.36 1,599,118.92	100.09 0.16 %	1,601,500.80 1,847.83	0.96 % 2,381.88	Aaa AA+	1.04 1.04
912828RV4	US Treasury Note 0.25% Due 12/15/2014	1,600,000.00	05/10/2012 0.34 %	1,596,442.86 1,598,236.44	100.05 0.21 %	1,600,750.40 852.46	0.96 % 2,513.96	Aaa AA+	1.29 1.29
912828RZ5	US Treasury Note 0.25% Due 1/15/2015	1,600,000.00	05/10/2012 0.35 %	1,595,942.86 1,597,923.77	100.02 0.24 %	1,600,249.60 521.74	0.96 % 2,325.83	Aaa AA+	1.38 1.37
912828SE1	US Treasury Note 0.25% Due 2/15/2015	1,600,000.00	05/10/2012 0.36 %	1,595,130.36 1,597,435.00	99.98 0.26 %	1,599,688.00 184.78	0.96 % 2,253.00	Aaa AA+	1.46 1.45
912828SP6	US Treasury Note 0.375% Due 4/15/2015	2,000,000.00	Various 0.31 %	2,003,057.48 2,002,157.21	100.11 0.30 %	2,002,266.00 2,848.36	1.20 % 108.79	Aaa AA+	1.62 1.61
912828NV8	US Treasury Note 1.25% Due 8/31/2015	1,550,000.00	05/18/2012 0.45 %	1,590,147.77 1,574,450.90	101.68 0.41 %	1,576,035.35 53.52	0.94 % 1,584.45	Aaa AA+	2.00 1.98
912828PE4	US Treasury Note 1.25% Due 10/31/2015	1,825,000.00	Various 0.48 %	1,872,061.78 1,854,912.47	101.72 0.45 %	1,856,368.10 7,686.82	1.11 % 1,455.63	Aaa AA+	2.17 2.13
912828US7	US Treasury Note 0.375% Due 3/15/2016	1,150,000.00	08/28/2013 0.59 %	1,143,759.71 1,143,779.86	99.47 0.59 %	1,143,891.20 1,992.19	0.68 % 111.34	Aaa AA+	2.54 2.52
912828VL1	US Treasury Note 0.625% Due 7/15/2016	1,500,000.00	08/14/2013 0.64 %	1,499,419.09 1,499,428.36	99.71 0.73 %	1,495,663.50 1,222.83	0.89 % (3,764.86)	Aaa AA+	2.87 2.84



Holdings Report

As of 8/31/13

CUSIP	Security Description	Par Value/Units	Purchase Date Book Yield	Cost Value Book Value	Mkt Price Mkt YTM	Market Value Accrued Int.	% of Port. Gain/Loss	Moody S&P	Maturity Duration
US TREASURY									
912828RF9	US Treasury Note 1% Due 8/31/2016	1,900,000.00	12/19/2012 0.51 %	1,934,221.21 1,927,757.20	100.62 0.79 %	1,911,726.80 52.49	1.14 % (16,030.40)	Aaa AA+	3.00 2.95
912828TG5	US Treasury Note 0.5% Due 7/31/2017	1,600,000.00	07/22/2013 1.01 %	1,567,880.36 1,568,733.67	97.28 1.21 %	1,556,499.20 695.65	0.93 % (12,234.47)	Aaa AA+	3.92 3.86
Total US Treasury		19,525,000.00	0.46 %	19,618,136.70 19,571,846.09	0.45 %	19,554,514.15 22,697.80	11.69 % (17,331.94)	Aaa AA+	1.99 1.97
TOTAL PORTFOLIO		166,486,945.92	0.51 %	167,830,954.98 167,300,611.17	0.45 %	167,186,050.14 300,969.01	100.00 % (114,561.03)	Aa1 AA	1.08 1.00
TOTAL MARKET VALUE PLUS ACCRUED						167,487,019.15			