



# Mendocino County Behavioral Health and Recovery Services JAIL DISCHARGE MONTHLY REPORT OCTOBER 2023

Below is the details for the month of **October** Jail Discharge report


### Active Clients Month to Month



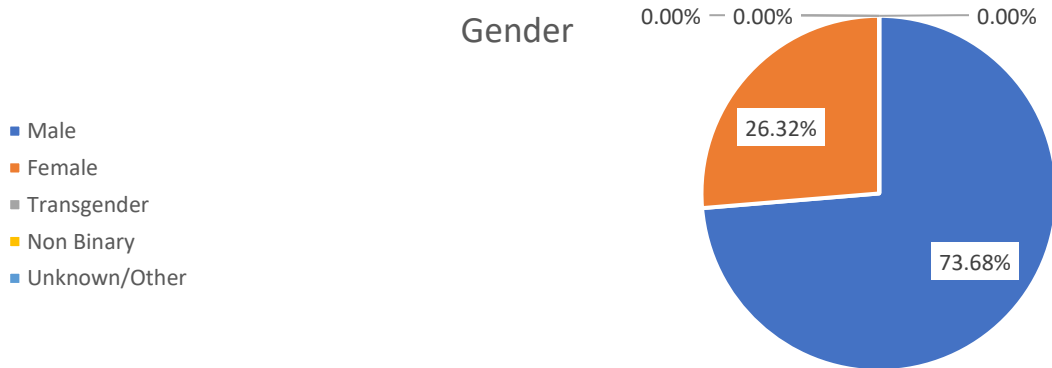
### Contacts Month to Month



### New Referrals Month to Month

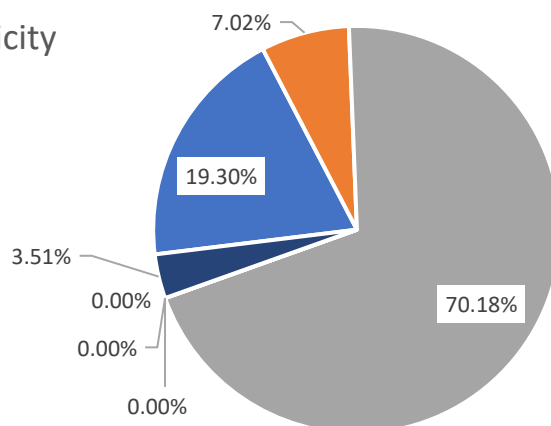


### Gender



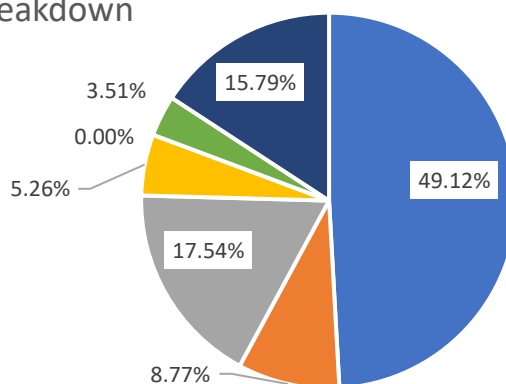
### Ethnicity

- Latino
- Native American
- White/Caucasian
- African American
- Mixed Ethnicity
- Other Ethnicity by Name
- Unknown



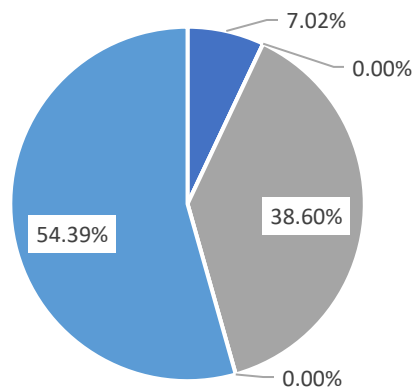
### Geographical Breakdown

- Ukiah
- Willits
- Fort Bragg
- North County
- South Coast
- Anderson Valley Area
- Unknown



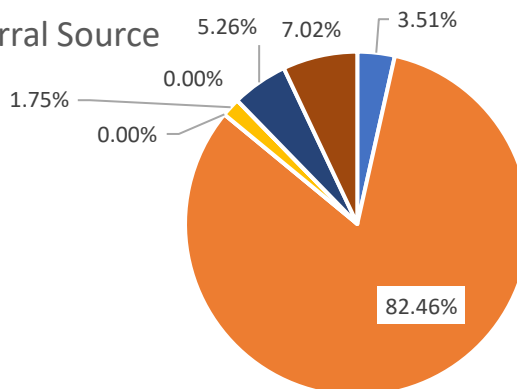
### Housing Status

- Permanently Housed
- Temporary Residence
- Homeless
- Rehabilitation/Treatment Facility
- Unkown



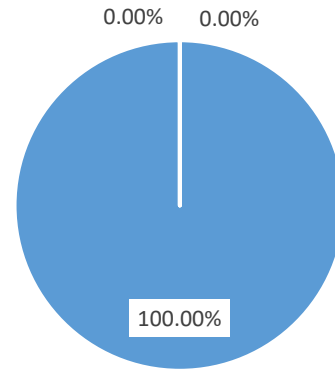
### Referral Source

- Community/Resources Center
- Naphcare
- Law Enforcement
- County Agency
- Medical Provider
- Crisis
- Inmate Request



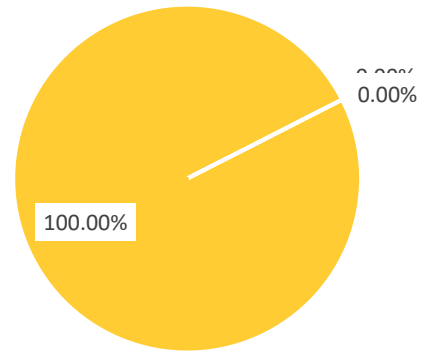
### Client Referred To

- MATS
- Probation
- Parole
- Other
- None



### Referral Outcome

- Accepted Services (active)
- Accepted Services (closed)
- Awaiting Court (Pending)
- Declined Services (Closed)
- Did Not Meet Criteria(Closed)
- Unable to Connect Or Discharge Before Meeting (closed)



### Number of Incarcerations

- 1-First Time
- 2-5
- 6-10
- 11-20
- 21 and over

