

SEE SECTION 25.180.030.G.1.  
 THIS PLAN IS FOR PARKING SPACES FOR EACH ONE  
 OF THE ABOVE.

DATE: 11/11/2011  
 BY: JACOB HARRISON

**1a** Entrance- Encroachment permit has been approved. Procedure is in process. Electric gate double door 18 feet wide.

**1b** Exit- Manual double doors 18 feet wide.

**Parking** Creek side Parking- is designed for handicap parking and Uber Lyft shuttle drop offs. There are 2 trees in this area. Trees do not have nuts. They will be maintained every 6 months. Trees have leaves in spring and summer and have no leaves in the winter. Cars will not be parked directly underneath the trees. Soil is composed of base rock. Lighting in the area will be done through the light fixtures in front of the barns and decorative lights.

**Parking** Front Lot Parking- Design for small events. The soil is composed of base-rock. Lighting in the area through entrance gate light, streetlight, and barns have light fixtures illuminating in the back. Decorative string lights on the patio and front barns will also illuminate the parking lot.

**Parking** Arena Parking- Design for bigger events. The soil is composed of sand. Light post is available in the arena. Space is 280 x 130

**2** Barn- Metal Barn purpose is for indoor gatherings. Space is 60 x 70

- 7**      Patio- willow tree patio can be used for a small ceremony, or small outdoor event. During equine events it can be used for people to sit and enjoy. Space is a diameter of 50
  
- 8**      Masonry Wall- Oak Tree Terrace located in the sand arena. The decorative wall will be used as a ceremonial area. Wall measures 14 tall x 25 wide. This is located on the second sand arena outdoor gatherings will take place in the space of 88 x 231
  
- 9**      Retaining Wall- decorative, facilitates access to and from the arena. Top wall 120 long x 4 feet tall. The bottom is 108 ft long x 6 ft tall. Staircase – facilitate access from my home to the arena.
  
- 10**     House- family home
  
- 11**     Deck - Part of family home. Space 16 x 20
  
- 12**     Driveway to home.
  
- 13**     Trailer- Permitted structure used as an office and to store equipment for equine events. Space 40 x 10
  
- 14**     Round Pin- 50x50 round pin area to warm up, exercise and train horses.

## PLOT PLAN DESCRIPTIONS AND FOTOGRAHS:



1. Entrance. Encroachment permit has been approved. Procedure is in process.





- 1 Entrance- Electric gate double door 18 feet wide.



1 Exit- Manual double doors 18 feet wide.











**PARKING** Front Lot Parking- Design for small events. The soil is composed of base-rock. Lighting in the area through entrance gate light, streetlight, and barns have light fixtures illuminating in the back.














- 3** Patio- acts as a safety barrier to separate the parking lot from barn.  
The patio will also accommodate vendors with food services. Space is 60 x 33





- 4 Storage Container – Storage of event materials. Space 8 x 40
- 4 Storage Container- Storage of event materials. Space 8x 15
- 4 Storage Container- Storage of event materials. Space 8 x 15




- 
- 6** Barn- Metal barn. It has 10 horse stalls 25 x 25. The barn is 75 x 125.  
The barn will be closed to the public during a non-equine event.  
Horses will remain in their stalls during the event hours.





**7** Patio- Willow Tree Patio can be used for a small ceremony, or small outdoor event. During equine events it can be used for people to sit and enjoy. Space is a diameter of 50






- 13** Trailer- Permitted structure used as an office and to store equipment for equine events. Space 40 x 10



**14** Round Pen- 50x50 round pen area to warm up, exercise and train horses.



**8** Masonry Wall- Oak Tree Terrace located in the sand arena.  
The decorative wall will be used as a ceremonial area. Wall measures 14 tall x 25 wide.  
This is located on the second sand arena outdoor gatherings will take place in the  
space of 88 x 231



- 9** Retaining Wall Hill- decorative, facilitate access to and from the arena.  
Top wall measure 120x4. Bottom wall 108 X 6





- 9 Staircase – facilitate access from my home to the arena. Allows for guest viewing.  
When horses are on the arena



**11** Deck - Part of family home. Space 16 x 20





**10** House- family home

**12** Driveway to home.



**LIGHTS** Lights- All structures have lights inside the building and in the outside surroundings. Solar lights illuminate walkways. Areas and patios have light post



