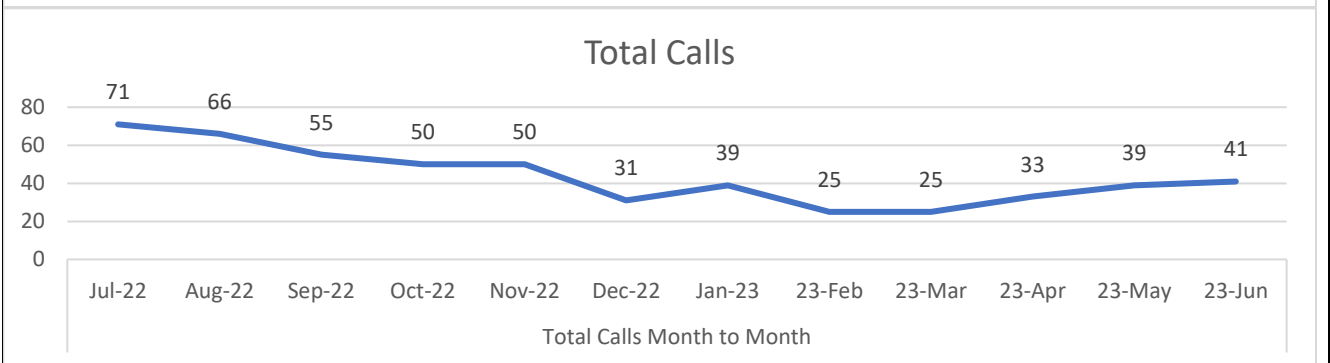
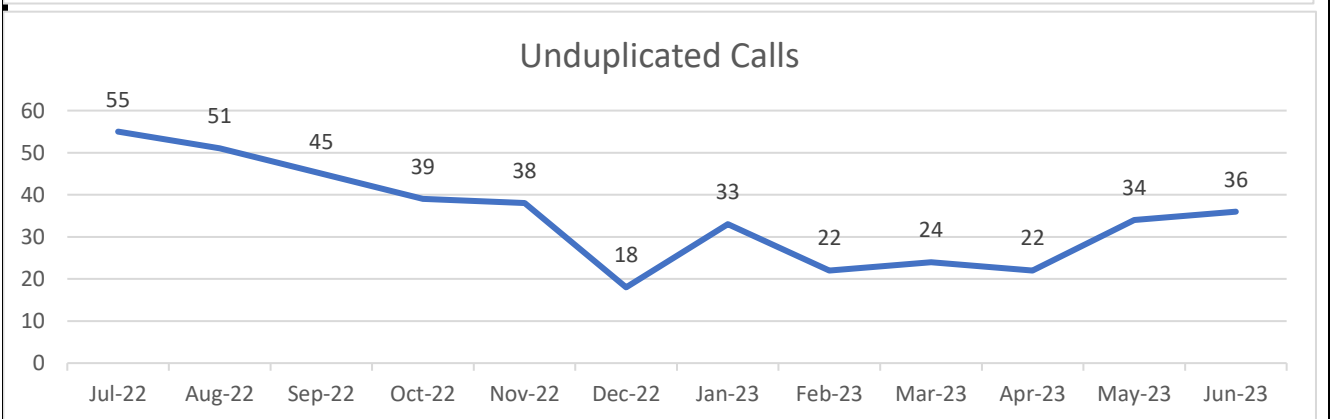
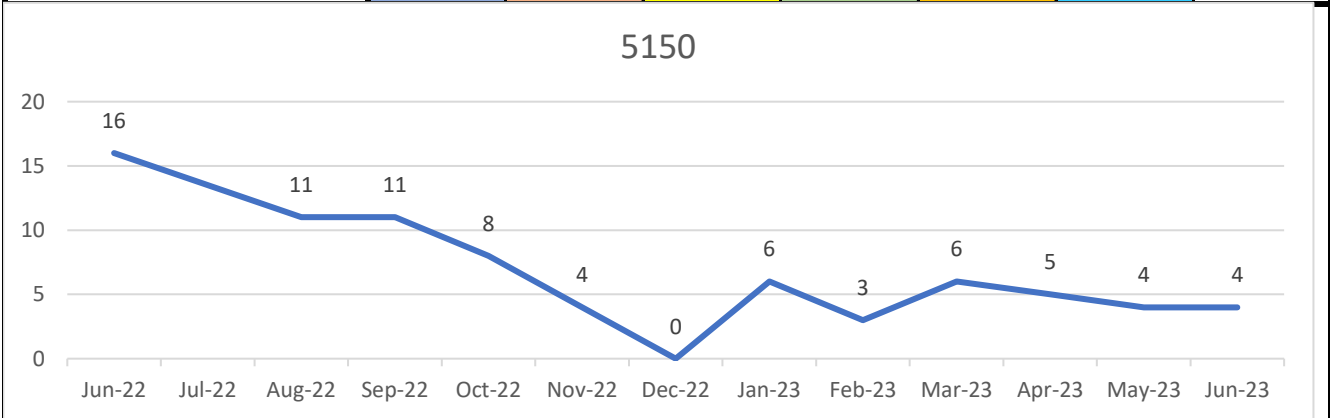


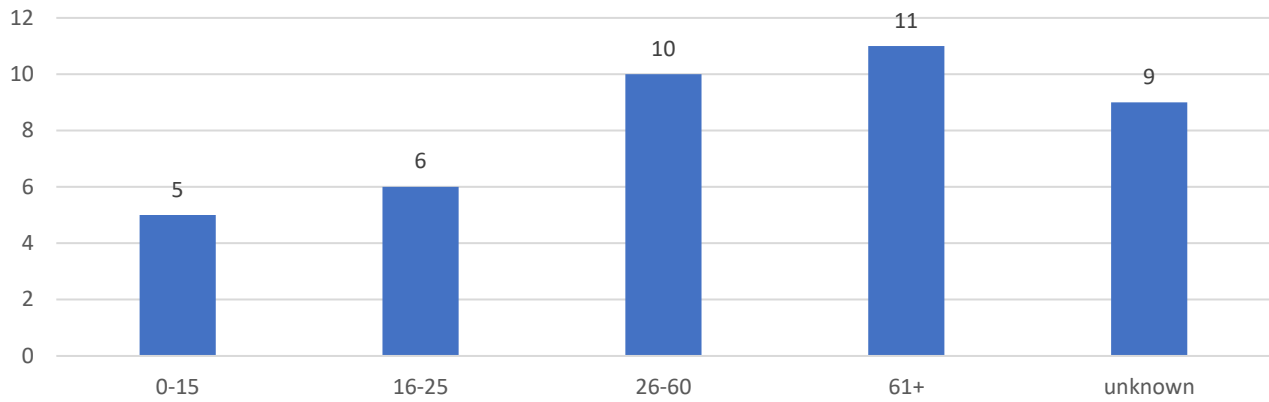
Mendocino County Behavioral Health and Recovery Services DUAL RESPONSE MONTHLY REPORT June 2023

Below is the details for month of June Dual Response report
Age of Persons Served

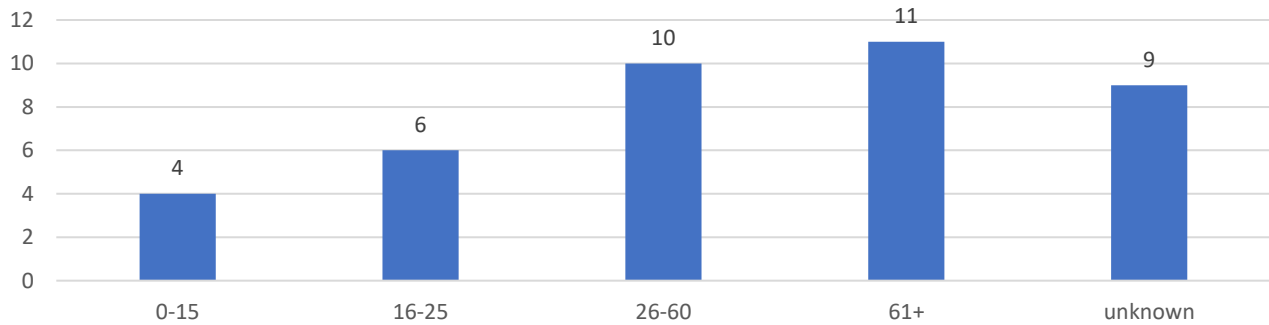
	0-15	16-25	26-60	61+	Unknown	TOTAL	YTD
Total Number of							
Calls	5	6	10	11	9	41	389
Unduplicated Individuals	5	4	9	9	9	36	
Calls Resulting in Dispatch	4	6	10	11	9	40	
Calls Resulting in 5150	2	0	2	0	0	4	72
Calls Resulting in Services	4	4	10	8	9	35	
Veteran	0	0	2	2	0	4	
Homeless	0	4	2	1	0	7	



Calls



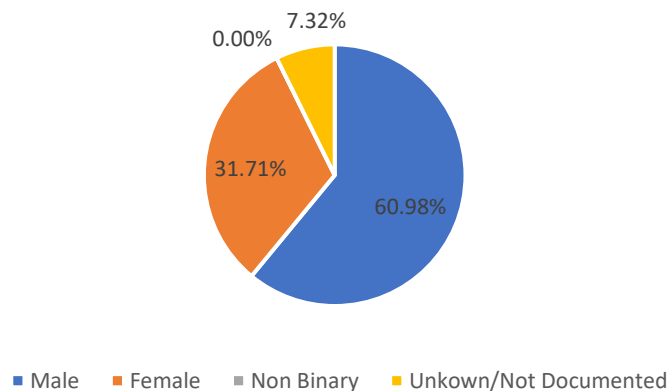
Calls Resulting in Dispatch



Gender

Male	2	3	7	7	6	25
Percentage	4.88%	7.32%	17.07%	17.07%	14.63%	60.98%
Female	2	3	3	4	1	13
Percentage	4.88%	7.32%	7.32%	9.76%	2.44%	31.71%
Transgender	0	0	0	0	0	0
Percentage	0.00%	0.00%	0.00%	0.00%	0.00%	0.00%
Unkown/Not Documented	1	0	0	0	2	3
Percentage	2.44%	0.00%	0.00%	0.00%	4.88%	7.32%

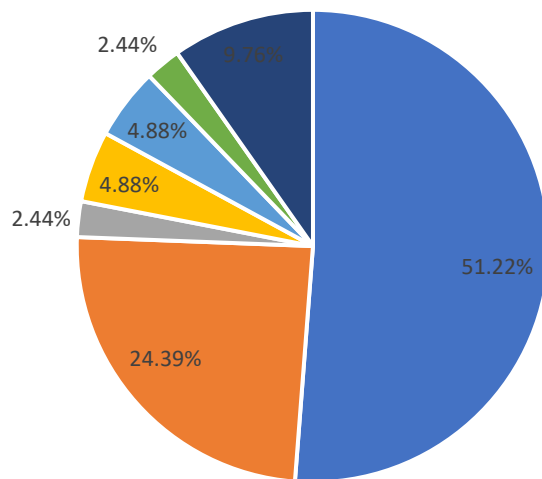
Gender



Geographical Breakdown

Ukiah	3	3	6	5	4	21	
Percentage	7.32%	7.32%	14.63%	12.20%	9.76%	51.22%	
Willits	0	2	2	5	1	10	
Percentage	0.00%	4.88%	4.88%	12.20%	2.44%	24.39%	
Fort Bragg	0	1	0	0	0	1	
Percentage	0.00%	2.44%	0.00%	0.00%	0.00%	2.44%	
North County	1	0	0	1	0	2	
Percentage	2.44%	0.00%	0.00%	2.44%	0.00%	4.88%	
South Coast	0	0	2	0	0	2	
Percentage	0.00%	0.00%	4.88%	0.00%	0.00%	4.88%	
Anderson Valley Area	0	0	0	0	1	1	
Percentage	0.00%	0.00%	0.00%	0.00%	2.44%	2.44%	
Unknown	1	0	0	0	3	4	
Percentage	2.44%	0.00%	0.00%	0.00%	7.32%	9.76%	

Geographical Breakdown

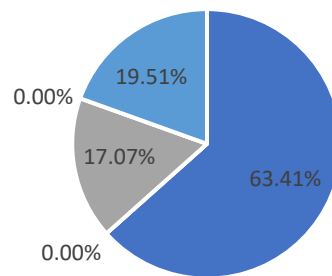


■ Ukiah
 ■ Willits
 ■ Fort Bragg
 ■ North County
 ■ South Coast
 ■ Anderson Valley Area
 ■ Unknown

Housing Status

Permanently Housed	4	1	6	10	5	26	
Percentage	9.76%	2.44%	14.63%	24.39%	12.20%	63.41%	
Temporaty Residence	0	0	0	0	0	0	
Percentage	0.00%	0.00%	0.00%	0.00%	0.00%	0.00%	
Homeless	0	4	2	1	0	7	
Percentage	0.00%	9.76%	4.88%	2.44%	0.00%	17.07%	
Rehab/Treatment Facility	0	0	0	0	0	0	
Percentage	0.00%	0.00%	0.00%	0.00%	0.00%	0.00%	
Unkown	1	0	3	0	4	8	
Percentage	2.44%	0.00%	7.32%	0.00%	9.76%	19.51%	

Housing Status

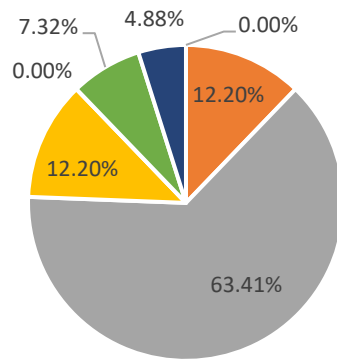


■ Permanently Housed
 ■ Temporaty Residence
 ■ Homeless
 ■ Rehabilitation/Treatment Facility
 ■ Unkown

Referral Souce

Community/Resources Center	0	0	0	0	0	0	
Percentage	0.00%	0.00%	0.00%	0.00%	0.00%	0.00%	
Family Member/Self Referral	0	2	0	2	1	5	
Percentage	0.00%	4.88%	0.00%	4.88%	2.44%	12.20%	
Law Enforcement	5	4	6	6	5	26	
Percentage	12.20%	9.76%	14.63%	14.63%	12.20%	63.41%	
County Agency	0	0	3	2	0	5	
Percentage	0.00%	0.00%	7.32%	4.88%	0.00%	12.20%	
Medical Provider	0	0	0	0	0	0	
Percentage	0.00%	0.00%	0.00%	0.00%	0.00%	0.00%	
Crisis	0	0	0	0	3	3	
Percentage	0.00%	0.00%	0.00%	0.00%	7.32%	7.32%	
Other/Unknown	0	0	0	1	1	2	
Percentage	0.00%	0.00%	0.00%	2.44%	2.44%	4.88%	

Referral Source



- Community/Resources Center
- Family Member/Self Referral
- Law Enforcement
- County Agency
- Medical Provider
- Crisis
- Other/Unknown