

**Mendocino County
Behavioral Health and Recovery Services
Dual Response MONTHLY REPORT DECEMBER
2022**

Below is the details for month of December Mobile Outreach report

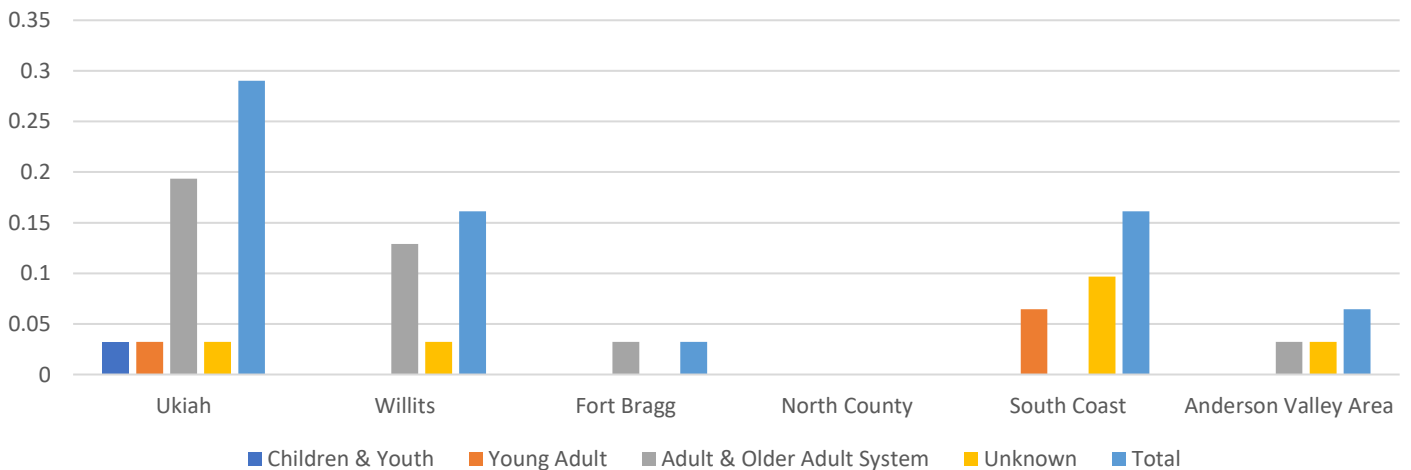
Age of Persons Served

| | Children & Youth | | Young Adult | | Adult & Older Adult System | | | Unknown | Dual Response | YTD |
|-----------------------------|------------------|-------|-------------|-------|----------------------------|-------|-----|---------|---------------|-------|
| | 0-11 | 12-17 | 18-21 | 22-24 | 25-40 | 41-64 | 65+ | - | TOTAL | TOTAL |
| Total Number of | | | | | | | | | | |
| Calls | 0 | 1 | 3 | 0 | 6 | 8 | 3 | 10 | | |
| Total | 1 | | 3 | | 17 | | 10 | | 31 | 323 |
| Unduplicated Individuals | 1 | 0 | 2 | 0 | 2 | 5 | 1 | 7 | | |
| total | 1 | | 2 | | 8 | | 7 | | 18 | |
| Calls Resulting In Dispatch | 0 | 1 | 0 | 0 | 4 | 3 | 1 | 3 | | |
| Total | 1 | | 0 | | 8 | | 3 | | 12 | |
| Resulting in Field 5150 | 0 | 0 | 0 | 0 | 0 | 0 | 0 | 0 | | |
| Total | 0 | | 0 | | 0 | | 0 | | 0 | |
| Calls Resulting in Services | 0 | 1 | 0 | 0 | 1 | 3 | 1 | 2 | | |
| Total | 1 | | 0 | | 5 | | 2 | | 8 | |
| homeless | 0 | 0 | 0 | 0 | 0 | 1 | 0 | 0 | | |
| Total | 0 | | 0 | | 1 | | 0 | | 1 | |

Geographical Breakdown

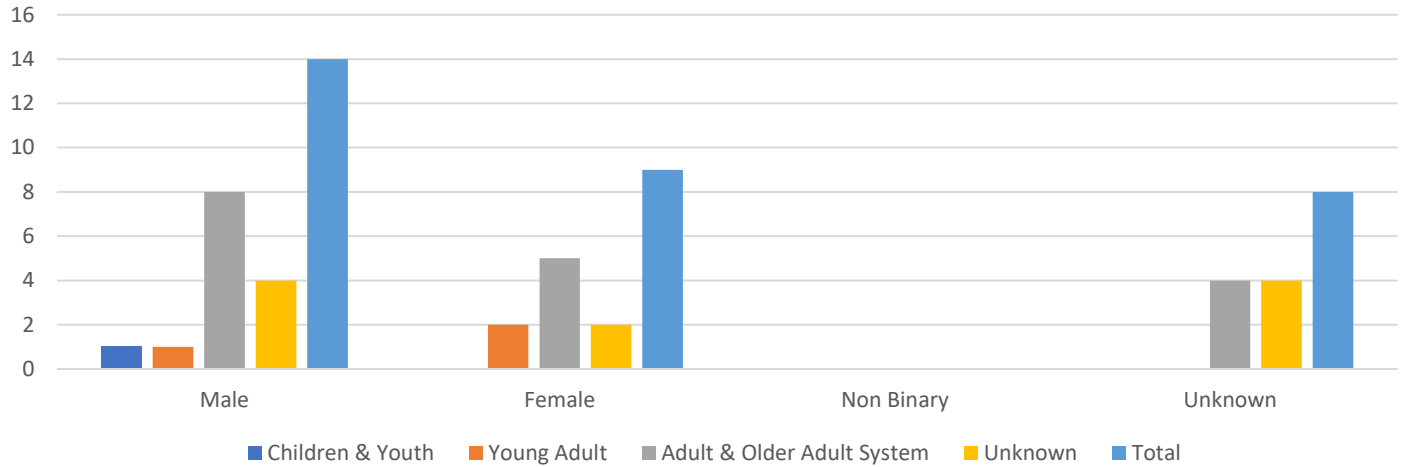
| | | | | | | | | | | |
|----------------------|-------|---|-------|---|--------|---|--------|---|--------|--|
| Ukiah | 0 | 1 | 1 | 0 | 1 | 5 | 0 | 1 | 9 | |
| Total | 3.23% | | 3.23% | | 19.35% | | 3.23% | | 29.03% | |
| Willits | 0 | 0 | 0 | 0 | 4 | 0 | 0 | 1 | 5 | |
| Total | 0.00% | | 0.00% | | 12.90% | | 3.23% | | 16.13% | |
| Fort Bragg | 0 | 0 | 0 | 0 | 0 | 1 | 0 | 0 | 1 | |
| Total | 0.00% | | 0.00% | | 3.23% | | 0.00% | | 3.23% | |
| North County | 0 | 0 | 0 | 0 | 0 | 0 | 0 | 0 | 0 | |
| Total | 0.00% | | 0.00% | | 0.00% | | 0.00% | | 0.00% | |
| South Coast | 0 | 0 | 2 | 0 | 0 | 0 | 0 | 3 | 5 | |
| Total | 0.00% | | 6.45% | | 0.00% | | 9.68% | | 16.13% | |
| Anderson Valley Area | 0 | 0 | 0 | 0 | 0 | 0 | 1 | 1 | 2 | |
| Total | 0.00% | | 0.00% | | 3.23% | | 3.23% | | 6.45% | |
| Unknown | 0 | 0 | 0 | 0 | 1 | 2 | 2 | 4 | 9 | |
| Total | 0.00% | | 0.00% | | 16.13% | | 12.90% | | 16.13% | |

Geographical Breakdown



| | Children & Youth | | Young Adult | | Adult & Older Adult System | | | Unknown | Dual Response | YTD |
|---------------|------------------|----------|-------------|----------|----------------------------|----------|----------|----------|---------------|-------|
| | 0-11 | 12-17 | 18-21 | 22-24 | 25-40 | 41-64 | 65+ | - | TOTAL | TOTAL |
| Gender | | | | | | | | | | |
| Male | 0 | 1 | 1 | 0 | 6 | 1 | 1 | 4 | | |
| Total | 1 | 1 | 1 | 0 | 6 | 1 | 1 | 4 | 14 | |
| Female | 0 | 0 | 2 | 0 | 0 | 5 | 0 | 2 | | |
| Total | 0 | 0 | 2 | 0 | 0 | 5 | 0 | 2 | 9 | |
| Non Binary | 0 | 0 | 0 | 0 | 0 | 0 | 0 | 0 | | |
| Total | 0 | 0 | 0 | 0 | 0 | 0 | 0 | 0 | 0 | |
| Unknown | 0 | 0 | 0 | 0 | 0 | 2 | 2 | 4 | | |
| Total | 0 | 0 | 0 | 0 | 0 | 2 | 2 | 4 | 8 | |

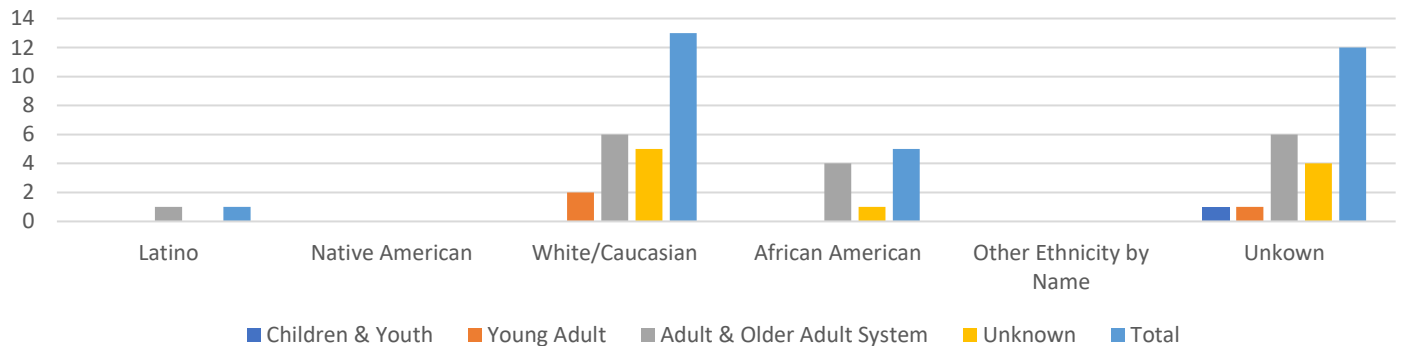
Gender



Ethnicity

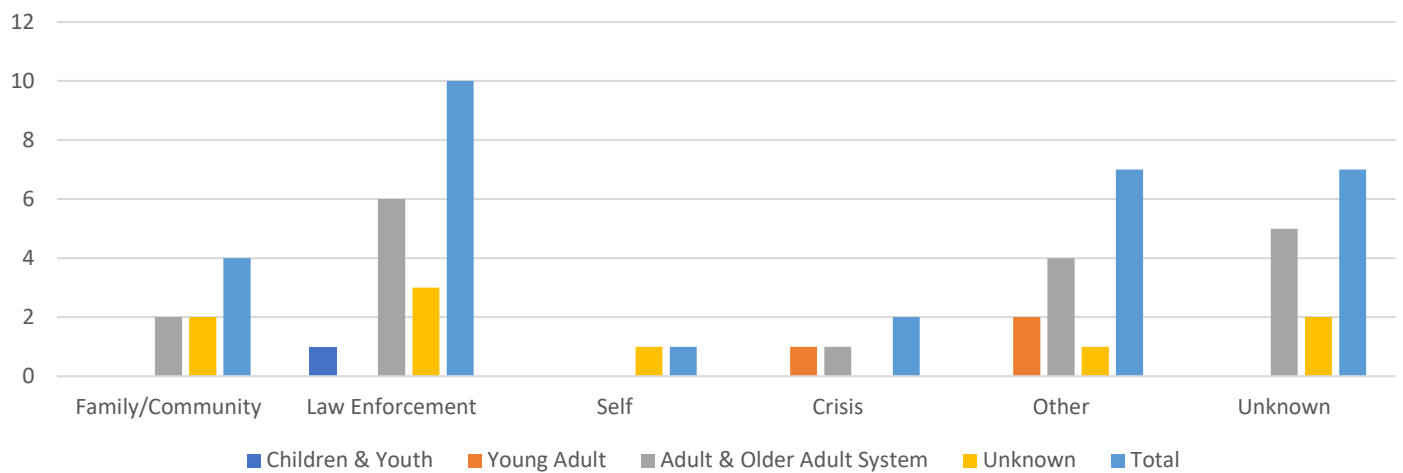
| | Children & Youth | | Young Adult | | Adult & Older Adult System | | | Unknown | Dual Response | YTD |
|-------------------------|------------------|----------|-------------|----------|----------------------------|----------|----------|----------|---------------|-------|
| | 0-11 | 12-17 | 18-21 | 22-24 | 25-40 | 41-64 | 65+ | - | TOTAL | TOTAL |
| Latino | 0 | 0 | 0 | 0 | 1 | 0 | 0 | 0 | | |
| Total | 0 | 0 | 0 | 0 | 1 | 0 | 0 | 0 | 1 | |
| Native American | 0 | 0 | 0 | 0 | 0 | 0 | 0 | 0 | | |
| Total | 0 | 0 | 0 | 0 | 0 | 0 | 0 | 0 | 0 | |
| White/Caucasian | 0 | 0 | 2 | 0 | 0 | 6 | 0 | 5 | | |
| Total | 0 | 0 | 2 | 0 | 0 | 6 | 0 | 5 | 13 | |
| African American | 0 | 0 | 0 | 0 | 0 | 4 | 0 | 1 | | |
| Total | 0 | 0 | 0 | 0 | 0 | 4 | 0 | 1 | 5 | |
| Other Ethnicity by Name | 0 | 0 | 0 | 0 | 0 | 0 | 0 | 0 | | |
| Total | 0 | 0 | 0 | 0 | 0 | 0 | 0 | 0 | 0 | |
| Unkown | 0 | 1 | 1 | 0 | 1 | 2 | 3 | 4 | | |
| Total | 1 | 1 | 1 | 0 | 1 | 2 | 3 | 4 | 12 | |

Ethnicity



| | Children & Youth | | Young Adult | | Adult & Older Adult System | | | Unknown | Dual Response | YTD |
|-----------------------|------------------|-------|-------------|-------|----------------------------|-------|-----|---------|---------------|-------|
| | 0-11 | 12-17 | 18-21 | 22-24 | 25-40 | 41-64 | 65+ | - | TOTAL | TOTAL |
| Contact Source | | | | | | | | | | |
| Family/Community | 0 | 0 | 0 | 0 | 0 | 2 | 0 | 2 | | |
| Total | 0 | 0 | 0 | 0 | 0 | 2 | 0 | 2 | 4 | |
| Law Enforcement | 0 | 1 | 0 | 0 | 3 | 2 | 1 | 3 | | |
| Total | 1 | 0 | 0 | 0 | 6 | 0 | 0 | 3 | 10 | |
| Self | 0 | 0 | 0 | 0 | 0 | 0 | 0 | 1 | | |
| Total | 0 | 0 | 0 | 0 | 0 | 0 | 0 | 1 | 1 | |
| Crisis | 0 | 0 | 1 | 0 | 0 | 1 | 0 | 0 | | |
| Total | 0 | 0 | 1 | 0 | 1 | 0 | 0 | 0 | 2 | |
| Other | 0 | 0 | 2 | 0 | 2 | 2 | 0 | 1 | | |
| Total | 0 | 0 | 2 | 0 | 4 | 0 | 0 | 1 | 7 | |
| Unknown | 0 | 0 | 0 | 0 | 1 | 2 | 2 | 2 | | |
| Total | 0 | 0 | 0 | 0 | 5 | 0 | 0 | 2 | 7 | |

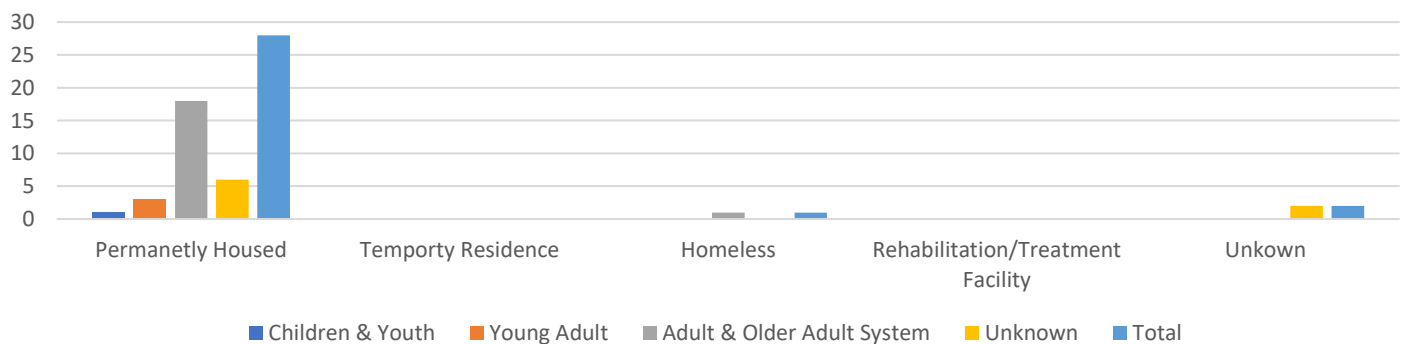
Contact Source



Housing Status

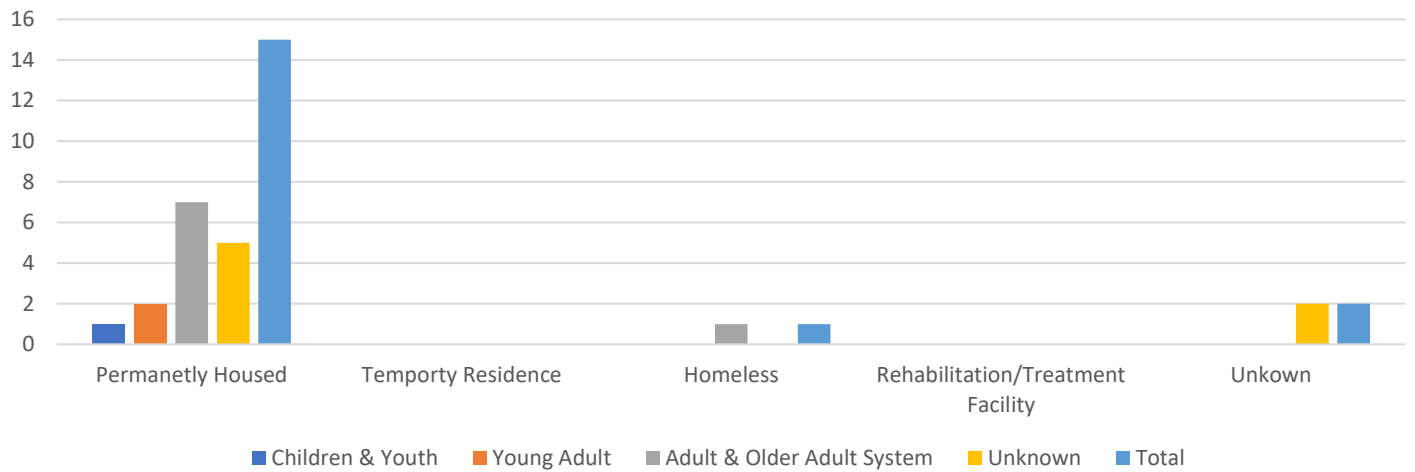
| | Children & Youth | | Young Adult | | Adult & Older Adult System | | | Unknown | Dual Response | YTD |
|-----------------------------------|------------------|-------|-------------|-------|----------------------------|-------|-----|---------|---------------|-------|
| | 0-11 | 12-17 | 18-21 | 22-24 | 25-40 | 41-64 | 65+ | - | TOTAL | TOTAL |
| Permanently Housed | 1 | 0 | 3 | 0 | 7 | 8 | 3 | 6 | | |
| Total | 1 | 0 | 3 | 0 | 18 | 0 | 0 | 6 | 28 | |
| Temporay Residence | 0 | 0 | 0 | 0 | 0 | 0 | 0 | 0 | | |
| Total | 0 | 0 | 0 | 0 | 0 | 0 | 0 | 0 | 0 | |
| Homeless | 0 | 0 | 0 | 0 | 0 | 1 | 0 | 0 | | |
| Total | 0 | 0 | 0 | 0 | 1 | 0 | 0 | 0 | 1 | |
| Rehabilitation/Treatment Facility | 0 | 0 | 0 | 0 | 0 | 0 | 0 | 0 | | |
| Total | 0 | 0 | 0 | 0 | 0 | 0 | 0 | 0 | 0 | |
| Unkown | 0 | 0 | 0 | 0 | 0 | 0 | 0 | 2 | | |
| Total | 0 | 0 | 0 | 0 | 0 | 0 | 0 | 2 | 2 | |

Housing Status (all calls)



| | Children & Youth | | Young Adult | | Adult & Older Adult System | | | Unknown | Dual Response | YTD |
|--|------------------|----------|-------------|----------|----------------------------|----------|----------|----------|---------------|-------|
| | 0-11 | 12-17 | 18-21 | 22-24 | 25-40 | 41-64 | 65+ | - | TOTAL | TOTAL |
| Housing Status Unduplicated individuals | | | | | | | | | | |
| Permanently Housed | 1 | 0 | 2 | 0 | 2 | 4 | 1 | 5 | | |
| Total | 1 | 0 | 2 | 0 | 2 | 4 | 1 | 5 | 15 | |
| Temporay Residence | 0 | 0 | 0 | 0 | 0 | 0 | 0 | 0 | | |
| Total | 0 | 0 | 0 | 0 | 0 | 0 | 0 | 0 | 0 | |
| Homeless | 0 | 0 | 0 | 0 | 0 | 1 | 0 | 0 | | |
| Total | 0 | 0 | 0 | 0 | 0 | 1 | 0 | 0 | 1 | |
| Rehabilitation/Treatment Facility | 0 | 0 | 0 | 0 | 0 | 0 | 0 | 0 | | |
| Total | 0 | 0 | 0 | 0 | 0 | 0 | 0 | 0 | 0 | |
| Unkown | 0 | 0 | 0 | 0 | 0 | 0 | 0 | 2 | | |
| Total | 0 | 0 | 0 | 0 | 0 | 0 | 0 | 2 | 2 | |

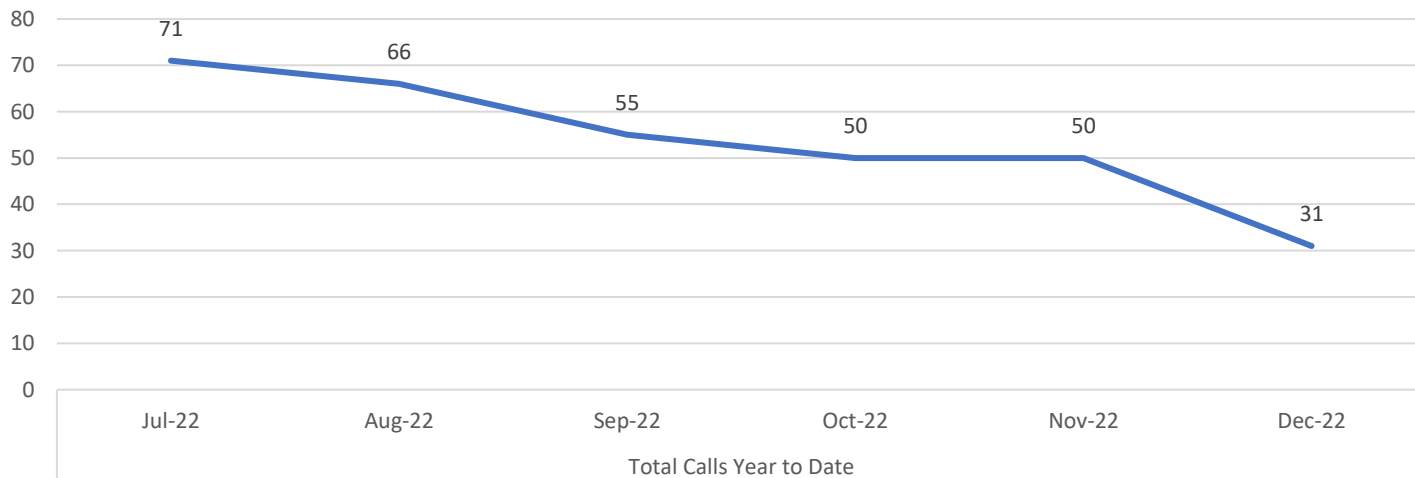
Housing Status (unduplicated)



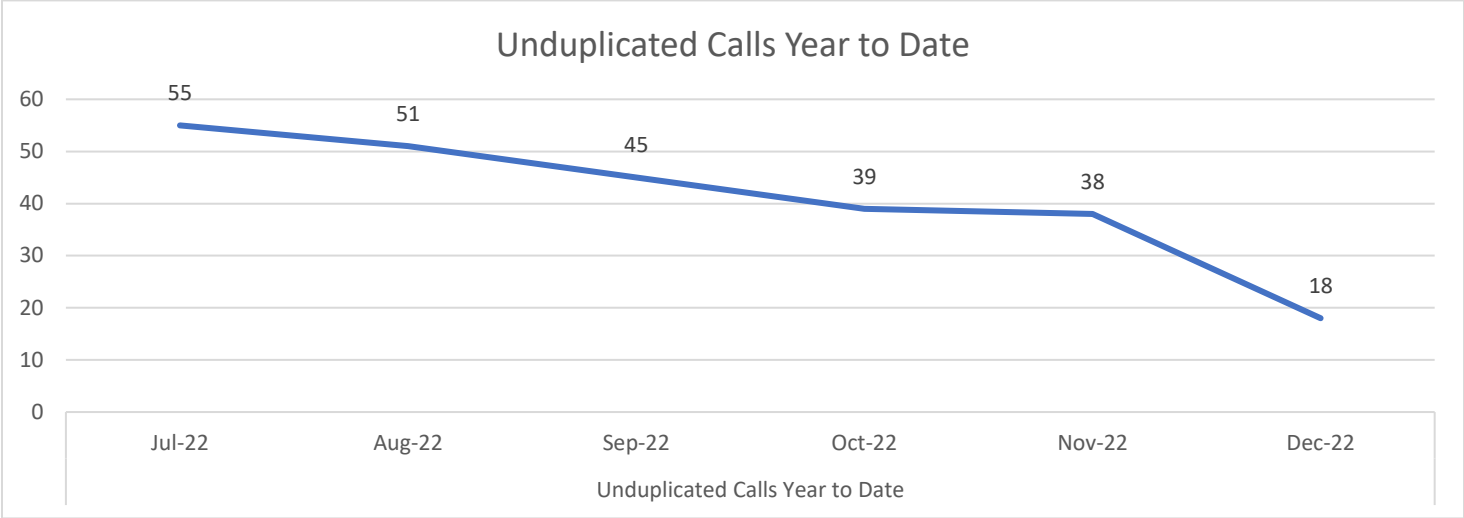
Total Calls Year to Date

| Jul-22 | Aug-22 | Sep-22 | Oct-22 | Nov-22 | Dec-22 |
|--------|--------|--------|--------|--------|--------|
| 71 | 66 | 55 | 50 | 50 | 31 |

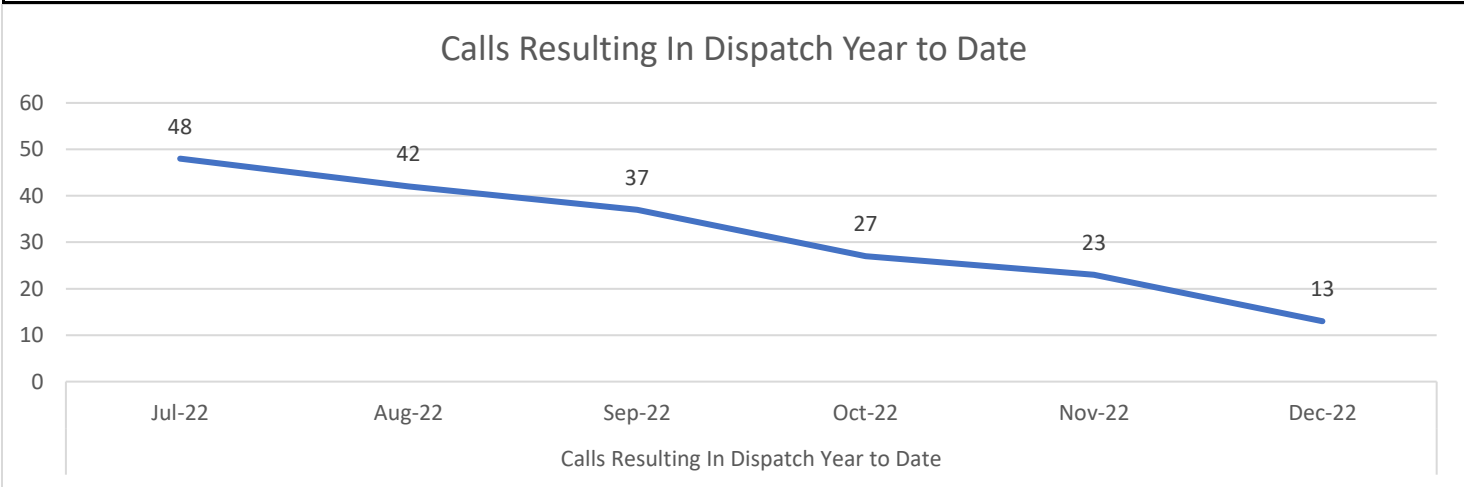
Total Calls Year to Date



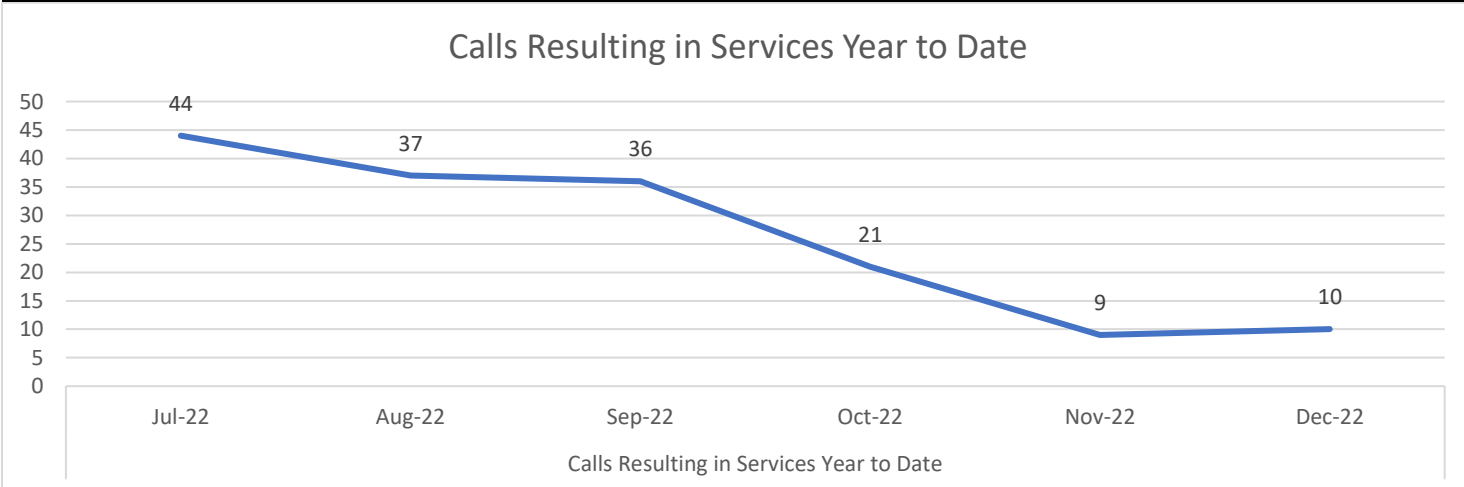
| Unduplicated Calls Year to Date | | | | | |
|---------------------------------|--------|--------|--------|--------|--------|
| Jul-22 | Aug-22 | Sep-22 | Oct-22 | Nov-22 | Dec-22 |
| 55 | 51 | 45 | 39 | 38 | 18 |



| Calls Resulting In Dispatch Year to Date | | | | | |
|--|--------|--------|--------|--------|--------|
| Jul-22 | Aug-22 | Sep-22 | Oct-22 | Nov-22 | Dec-22 |
| 48 | 42 | 37 | 27 | 23 | 13 |



| Calls Resulting in Services Year to Date | | | | | |
|--|--------|--------|--------|--------|--------|
| Jul-22 | Aug-22 | Sep-22 | Oct-22 | Nov-22 | Dec-22 |
| 44 | 37 | 36 | 21 | 9 | 10 |



Resulting in Field 5150 Year to Date

| Jul-22 | Aug-22 | Sep-22 | Oct-22 | Nov-22 | Dec-22 |
|--------|--------|--------|--------|--------|--------|
| 16 | 11 | 11 | 8 | 4 | 0 |

Resulting in Field 5150 Year to Date

