



**MENDOCINO COUNTY BEHAVIORAL
HEALTH ADVISORY BOARD**

REGULAR MEETING

AGENDA

**May 26, 2021
10:00 AM - 12:00 PM**

Join Zoom Meeting:

<https://mendocinocounty.zoom.us/j/98557737710>

Call in:

+1(669) 900-9128 or +1(346) 248-7799

Webinar ID: 985 5773 7710

Chairperson
Michelle Rich

Vice Chair
Julia Eagles

Secretary
Jo Bradley

Treasurer
Richard Towle

BOS Supervisor
Mo Mulheren

1ST DISTRICT:

DENISE GORNY
LOIS LOCKART
RICHARD TOWLE

2ND DISTRICT:

MICHELLE RICH
SERGIO FUENTES
VACANT

3RD DISTRICT:

MILLS MATHESON
VACANT
VACANT

4TH DISTRICT:

JULIA EAGLES
VACANT
VACANT

5TH DISTRICT:

FLINDA BEHRINGER
JO BRADLEY
MARTIN MARTINEZ

OUR MISSION: *"To be committed to consumers, their families, and the delivery of quality care with the goals of recovery, human dignity, and the opportunity for individuals to meet their full potential."*

	Agenda Item / Description	Action
1. 5 minutes	Call to Order, Roll Call & Quorum Notice, Approve Agenda:	Board Action:
2. 5 minutes	Approval of Minutes from the April 28, 2021 BHAB Regular Meeting: <i>Review and possible board action.</i>	Board Action:
3. 10 minutes (Maximum)	Public Comments: <i>Members of the public wishing to make comments to the BHAB will be recognized at this time. Any additional comments will have to be provided through email to bhboard@mendocinocounty.org.</i>	Board Action:
4. 70 minutes	Fiscal Recap: <i>Discussion and Possible Board Action.</i>	Board Action:
5. 30 minutes	BHAB Budget Review: <i>Discussion and Possible Board Action.</i>	Board Action:
6.	Adjournment Next meeting: June 23, 2021 10:00 AM – 12:00 PM via Zoom	

AMERICANS WITH DISABILITIES ACT (ADA) COMPLIANCE

The Mendocino County Behavioral Health Advisory Board complies with ADA requirements and upon request will attempt to reasonably accommodate individuals with disabilities by making meeting material available in appropriate alternative formats (pursuant to Government Code Section 54953.2). Anyone requiring reasonable accommodations to participate in the meeting should contact the Mendocino County Behavioral Health Administrative Office by calling (707) 472-2355 at least five days prior to the meeting.

BHAB CONTACT INFORMATION:

PHONE: (707) 472-2355 | FAX: (707) 472-2788

EMAIL THE BOARD: bhboard@mendocinocounty.org | WEBSITE: www.mendocinocounty.org/bhab



**MENDOCINO COUNTY BEHAVIORAL
HEALTH ADVISORY BOARD**

REGULAR MEETING

MINUTES

**April 28, 2021
10:00 AM - 12:00 PM**

Join Zoom Meeting:
<https://mendocinocounty.zoom.us/j/98557737710>

Call in:
+1(669) 900-9128 or +1(346) 248-7799
Webinar ID: 985 5773 7710

Chairperson
Michelle Rich

Vice Chair
Julia Eagles

Secretary
Jo Bradley

Treasurer
Richard Towle

BOS Supervisor
Mo Mulheren

1ST DISTRICT: DENISE GORNY LOIS LOCKART RICHARD TOWLE	2ND DISTRICT: MICHELLE RICH SERGIO FUENTES VACANT	3RD DISTRICT: MILLS MATHESON VACANT VACANT	4TH DISTRICT: JULIA EAGLES VACANT VACANT	5TH DISTRICT: FLINDA BEHRINGER JO BRADLEY MARTIN MARTINEZ
--	--	---	---	--

OUR MISSION: *"To be committed to consumers, their families, and the delivery of quality care with the goals of recovery, human dignity, and the opportunity for individuals to meet their full potential."*

	Agenda Item / Description	Action
1. 5 minutes	Call to Order, Roll Call & Quorum Notice, Approve Agenda: <ul style="list-style-type: none"> ○ Chair Rich called the meeting to order at 10:04 AM. ○ Members present: Member Behringer, Member Bradley, Member Eagles, Member Gorny, Member Martinez, Member Matheson, and Member Towle. ○ Excused absence: Member Fuentes and Member Lockart ○ Quorum met. ○ Agenda approved as presented. 	Board Action: Motion made by Vice Chair Eagles, seconded by Member Gorny to approve the agenda as presented. Motion passed unanimously.
2. 5 minutes	Approval of Minutes from the March 24, 2021 BHAB Regular Meeting: <i>Review and possible board action.</i> <ul style="list-style-type: none"> ○ Minutes approved as presented. 	Board Action: Motion made by Vice Chair Eagles, seconded by Member Gorny to approve the March 24, 2021 meeting minutes as presented. Motion passed unanimously.

<p>3. 10 minutes (Maximum)</p>	<p>Public Comments: <i>Members of the public wishing to make comments to the BHAB will be recognized at this time. Any additional comments will have to be provided through email to hbboard@mendocinocounty.org.</i></p> <ul style="list-style-type: none"> ○ Jo Silva: Regarding the Whitmore Lane facility as a potential PHF. Jo thinks it is not appropriate for a PHF, the Ranch location should be considered instead. ○ Alexandra Rounds: Alexandra is a licensed mid-wife and home visiting consortium coordinator for First 5 Mendocino. Reaching out to the community to make sure individuals that could benefit from additional support (late pregnancy or early years) can get help by contacting her. <ul style="list-style-type: none"> - BHRS staff will reach out to Alexandra via email to receive additional information. ○ Member Gorny has free masks, gloves, and hand sanitizers available, anyone in need of some may contact her at 463-4700. 	<p>Board Action:</p>
<p>4. 20 minutes</p>	<p>Board & Committee Reports: <i>Discussion and possible board action.</i></p> <p>A. Chair – <i>Michelle Rich</i></p> <ol style="list-style-type: none"> 1. Proposal for Special BHAB Meeting Regarding Budget & Finances <ol style="list-style-type: none"> i. Feedback requested from board on whether or not to hold a special meeting or add to next month’s agenda. ii. The board agreed the joint meeting with the BOS will be considered as the regular BHAB meeting for May, and to hold a special meeting dedicated to finances on May 26, 2021. 2. BHAB Meeting Schedule: July – December 2021 <ol style="list-style-type: none"> i. Proposal to continue to hold BHAB meetings virtually through September 2021. 3. BOS/BHAB/Measure B Joint Meeting- May 24, 2021 <ol style="list-style-type: none"> i. The BOS has requested a joint meeting with Measure B and the BHAB. Lili will send meeting details to board members as soon as they are available. <p>B. Vice Chair – <i>Julia Eagles</i> start here</p> <ol style="list-style-type: none"> 1. Recently attended the MHSA Forum and Stepping Up meetings. 2. Stats from MHSA meeting: 415 calls for suicide ideation over the last 6 months vs 58 calls in the year prior. Isolation from COVID seems to be the main cause of this. Coastal suicide prevention served approximately 300 people in that time period, which is an increase in services. 3. May is Mental Health month: MHSA is forming groups to attend Farmers markets to provide handouts and raise awareness. 4. Stepping up: moving forward with looking at Stepping Up models from other cities to determine what model will work best for Mendocino County. <ol style="list-style-type: none"> i. Brief discussion on NAMI’s “Help not Handcuffs” program, more information is available on their website. <p>C. Secretary – <i>Jo Bradley</i></p> <ul style="list-style-type: none"> ○ No report. <p>D. Treasurer – <i>Richard Towle</i></p> <ol style="list-style-type: none"> 1. \$770.56 in expenses to date, plenty of money for any training 	<p>Board Action:</p> <p>Motion made by Member Bradley, seconded by Member Gorney to dedicate the May 26, 2021 on finances. Motion passed unanimously.</p> <p>Motion made by Member Towle, seconded by Member Bradley to hold BHAB meetings virtually through September 2021. Motion passed unanimously.</p> <p>Motion made by Member Martinez, seconded by Member Towle to advise that MHSA provide handouts/brochure be provided at Farmers markets and COVID vaccine sites</p>

	<p>opportunities.</p> <p>E. Advocacy & Legislation Committee – <i>Member Bradley, Chair Rich</i></p> <ul style="list-style-type: none"> ○ No report. <p>F. Appreciation Committee – <i>Member Fuentes & Martinez</i></p> <ul style="list-style-type: none"> ○ No report. <p>G. Contracts Committee – <i>Member Fuentes, Vice Chair Eagles, Chair Rich</i></p> <ol style="list-style-type: none"> 1. Chair Rich has continued to participate in a number of reviews and will continue to weigh in as there is opportunity. <p>H. Membership Committee – <i>Member Behringer, Bradley, Gorny, Vice Chair Eagles, Chair Rich</i></p> <ol style="list-style-type: none"> 1. Member Bradley reached out to Supervisor Gjerde, discussed the possibility of having a police officer on this board. Supervisor Gjerde is getting ahold of Fort Bragg City manager and will follow up with Member Bradley. 2. BHAB Applicant Jeff Ship <ol style="list-style-type: none"> i. Vice Chair Eagles interviewed Mr. Shipp, he is very excited to be considered for the board as consumer for the 3rd District. Supervisor Haschak has endorsed this candidate. ii. Rick Blumberg: Supervisor Mulheren is going to reach out to Mr. Blumberg to confirm if he is still interested in the 2nd district seat. 3. BHAB Vacancies Advertising <ol style="list-style-type: none"> i. Discussion regarding using BHAB funds to advertise BHAB vacancies, especially in the coast (Mendocino Beacon and Fort Bragg Advocate). ii. BHRS staff will also create a flier and bring it back to the board for approval. iii. \$329 are available in office expenses but can take money from travel to cover additional costs if needed. iv. The Membership committee will meet to discuss the details and work with BHRS staff. <p>I. Site Visit Committee - <i>Member Behringer, Fuentes, Martinez, & Towle</i></p> <ol style="list-style-type: none"> 1. No report. 2. Discussion on what facilities the Site Visit committee should visit this year. Manzanita services, Hospitality center, Restpadd (either one), and the RCS homeless program were recommended by board members. Chair Rich confirmed the committee can travel out of county if necessary. <ol style="list-style-type: none"> i. Travel expenses will be covered by the BHAB. ii. Member Behringer will coordinate a meeting, and the Site visit committee will come back to the board with a planned schedule of site visits. iii. Public comment: Jo Silva recommends the guest home in Modesto, the Heritage hospital in Sacramento, and another facility in Redding. 	<p>regarding suicide prevention. Motion passed unanimously.</p> <p>Motion made by Member Behringer, seconded by Vice Chair Eagles to endorse Mr. Shipp for the 3rd District consumer seat. Motion passed unanimously.</p> <p>Motion made by Member Bradley, seconded by Vice Chair Eagles to use BHAB funds (up to \$200) to advertise BHAB vacancies in local newspapers (4th district), and create fliers for distribution. Motion passed unanimously.</p>
<p>5. 10 minutes</p>	<p>Measure B: <i>Discussion and possible board action.</i></p> <p>A. Measure B March Meeting Report</p> <ul style="list-style-type: none"> ○ The Measure B Project Manager position has not been eliminated but is included in the Measure B budget in case it needs to be filled in the future. ○ BHRS provided an update on the CRT, everything is on track. 	<p>Board Action:</p>

	<ul style="list-style-type: none"> ○ The possible restructure of the Measure B committee will happen once a strategic plan is implemented. <p>B. April Meeting Agenda Review</p> <ul style="list-style-type: none"> ○ Agenda items include the special joint meeting with the BOS, finance review, and BOS items update. <p>C. Board of Supervisor Meeting Measure B Items</p> <ul style="list-style-type: none"> ○ The BOS voted to adopt the Kemper Report as the strategic plan at the April 20th BOS meeting. The BOS directed BHRS staff to do a performance management plan of what has been done to date, and what is still pending. ○ CIT training: the BOS asked for the Sheriff, BHRS, and NAMI to do a presentation on CIT trainings that have been offered in Mendocino County (how our model compares to others and next steps). This presentation was provided to the BOS, and the BOS directed the agencies to work together on how to continue CIT trainings in Mendocino County. There was a recommendation that Measure B pay for those trainings going forward. ○ The BOS also asked staff to do feasibility study on Whitmore Lane as a possible PHF. More information to be presented at the special joint meeting on May 24th. 	
<p>6. 15 minutes</p>	<p>Mendocino County Report: <i>Jenine Miller, BHRS Director</i></p> <p>A. Director Report Questions</p> <ul style="list-style-type: none"> ○ Included in agenda packet. <p>B. Services at the Jail</p> <ul style="list-style-type: none"> ○ Included in Director’s report. ○ The jail offers medication services and discharge planning. <p>C. ASO Contract</p> <ol style="list-style-type: none"> 1. BHRS is planning on making some changes to the ASO contract that will make fiscal cost report audits easier to complete. <ol style="list-style-type: none"> i. The majority of the ASO contract dollars goes to the contracted providers (sub-contractors). ii. There will be a contract with the ASO individually solely for their services, and will contract jointly with the ASO with local service providers. This will allow for more transparency so community can see where the money is going and what services are provided. iii. Mobile outreach response: BHRS will be hiring 3 teams (2 with the Sheriff’s office and 1 with UPD). One person has already been hired, will be training with Crisis and the Sheriff’s office. Goal is to have the team on the streets by mid-May. More recruitment is planned. 	<p>Board Action:</p>
Stretch Break		
<p>7. 5 minutes</p>	<p>RQMC Report: <i>Camille Schraeder, Redwood Quality Management Company</i></p> <p>A. Data Dashboard Questions</p> <ul style="list-style-type: none"> ○ Included in agenda packet. <p>B. Services Update</p> <ol style="list-style-type: none"> 1. RQMC continues to track hospitalizations, their team is meeting weekly to look at clients that have been hospitalized more than once in a 6 	<p>Board Action:</p>

	<p>month period and determine if they are homeless.</p> <ol style="list-style-type: none"> 2. Encouraging RCS to open up a mandated housing support for those that have been hospitalized 2 or 3 times in a fiscal year. Will provide a more extensive report on this matter. 3. RQMC is currently in talks with Manzanita to help them with support program development with their new Director regarding a social rehab day program to address mental health and substance use disorder symptoms. 4. Working with the county on FY 13/14, 14/15, 15/16 cost reports. 5. RQMC and the county received the OAC grant to provide social and emotional school based support county wide. <ol style="list-style-type: none"> i. All the children system of care providers are included in this grant. 6. Camille connected with Megan Van Sant to try and formalize what services could look like to support ongoing connections with the Homeless Outreach and Engagement team. Will have an initial review as soon as possible. If any members have any places around town they have concerns about, let RQMC know. 7. Camille testified at the Legislature regarding CalAIM. CalAIM is saying providers should not be prohibited from providing MH/SUD services to clients before they have been diagnosed. 	
<p>8. 10 minutes</p>	<p>Outreach & Stigma Reduction: Discussion and Possible Board Action</p> <ul style="list-style-type: none"> ○ County is going to be contracting with a local agency to provide education outreach services. ○ BHRS issued an RFP, and recently had a pre-bidders conference. Currently waiting for the RFP to close and once it does Chair Rich will sit on the panel to review the proposals. ○ Contract expected to be finalized by mid-June. ○ Public comment: Jo Silva recommended movies around mental illness as a source to provide outreach to the community. 	
<p>9. 40 minutes</p>	<p>Discussion of Local Training Opportunities for Law Enforcement Interactions with Mentally Ill Individuals</p> <ul style="list-style-type: none"> ○ Discussion regarding how the BHAB can advocate for more training opportunities to avoid the use of force from law enforcement with people that have a mental illness. ○ The County cannot mandate any trainings although there are State mandated trainings that all law enforcement entities in Mendocino County are mandated to take. ○ What is the procedure to follow if someone witnesses someone with possible mental distress needing help? Community awareness is crucial. ○ Camille commented on the 21 clients that have been hospitalized that are dual diagnosis and have an underlying mental health condition and are actively using. When clients are actively using it is difficult to determine whether they meet criteria. ○ Chair Rich would like to have a concrete recommendation by the end of the year regarding data and engaging the community and steps the board can take on this matter. 	

10. 5 Minutes	Member Comments: ○ No comments.	Board Action:
11.	Adjournment: 12:01 PM Next meeting: May 26, 2021 10:00 AM – 12:00 PM via Zoom	

AMERICANS WITH DISABILITIES ACT (ADA) COMPLIANCE

The Mendocino County Behavioral Health Advisory Board complies with ADA requirements and upon request will attempt to reasonably accommodate individuals with disabilities by making meeting material available in appropriate alternative formats (pursuant to Government Code Section 54953.2). Anyone requiring reasonable accommodations to participate in the meeting should contact the Mendocino County Behavioral Health Administrative Office by calling (707) 472-2355 at least five days prior to the meeting.

BHAB CONTACT INFORMATION:

PHONE: (707) 472-2355 | FAX: (707) 472-2788

EMAIL THE BOARD: bhboard@mendocinocounty.org | WEBSITE: www.mendocinocounty.org/bhab

DRAFT



Mendocino County Behavioral Health and Recovery Services
 Behavioral Health Advisory Board General Ledger
 FY 20/21
 May 19, 2021

ORG	OBJ	ACCOUNT DESCRIPTION	YR/PER/JNL	EFF DATE	AMOUNT	INVOICE #	CHECK #	VENDOR NAME	COMMENT
MHB	862080	FOOD							
		FOOD Total			\$0.00				
MHB	862150	MEMBERSHIPS	2021/06/000592	12/17/2020	600.00	DUES 20/21	4334117	CALBHB/C	FY2020-21 CALBHB/C MEMBERS
		MEMBERSHIPS TOTAL			\$600.00				
MHB	862170	OFFICE EXPENSE	2021/06/000362	12/10/2020	7.25	041396	1278811	4333781	FISHMAN SUPPLY COMP
MHB	862170	OFFICE EXPENSE	2021/07/000858	01/26/2021	163.31				UKIAH TROPHY63090.0012/22/
MHB	862170	OFFICE EXPENSE	2021/10/000471	04/15/2021	94.63	041396	1296958	4,339,550	FISHMAN SUPPLY COMP
MHB	862170	OFFICE EXPENSE							
MHB	862170	OFFICE EXPENSE							
MHB	862170	OFFICE EXPENSE							
MHB	862170	OFFICE EXPENSE							
MHB	862170	OFFICE EXPENSE							
		OFFICE EXPENSE Total			\$265.19				
MHB	862210	RNTS & LEASES BLD GRD							
		RNTS & LEASES BLD GRD Total			\$0.00				
MHB	862250	TRNSPRTATION & TRAVEL							
MHB	862250	TRNSPRTATION & TRAVEL							
MHB	862250	TRNSPRTATION & TRAVEL							
MHB	862250	TRNSPRTATION & TRAVEL							
MHB	862250	TRNSPRTATION & TRAVEL							
		TRNSPRTATION & TRAVEL Total			\$0.00				
		TRAVEL & TRSP OUT OF COUNTY Total			\$0.00				
		Grand Total			\$865.19				

Summary of Budget for FY 20/21

OBJ	ACCOUNT DESCRIPTION	Budget Amount	YTD Exp	Remaining Budget
862080	Food	1,800.00	0.00	1,800.00
862150	Memberships	600.00	600.00	0.00
862170	Office Expense	500.00	265.19	234.81
862210	Rents & Leases Bld	30.00	0.00	30.00
862250	In County Travel	5,800.00	0.00	5,800.00
862253	Out of County Travel	2,770.00	0.00	2,770.00
	Total Budget	\$11,500.00	\$865.19	\$10,634.81

Behavioral Health Recovery Services
Mental Health FY 2020-2021
Budget Summary
Year to Date as of **May 19, 2021**

	Program	FY 20/21 Approved Budget	EXPENDITURES					Total Expenditures	REVENUE				Total Revenue	Total Net Cost
			Salaries & Benefits	Services & Supplies	Other Charges	Fixed Assets	Operating Transfers		2011 Realign	1991 Realign	Medi-Cal FFP	Other		
1	Mental Health (Overhead)	(5,833,895)	103,705	440,701	10,308,213		21,163	10,873,782	3,930,873	2,097,221	4,537,650	1,562,714	12,128,456	(1,254,674)
2	Administration	1,448,778	707,573	275,908			(18,085)	965,396				37,852	37,852	927,544
3	CalWorks	98,355	94,821	5,460				100,281				75,786	75,786	24,495
4	Mobile Outreach Program	384,126	156,991	22,769			(2,024)	177,737	(40,713)			29,344	(11,369)	189,106
5	Adult Services	764,577	443,983	37,395	0		(162,823)	318,555				30,233	30,233	288,322
6	Path Grant	19,500		12,334				12,334	7,109				7,109	5,225
7	SAMHSA Grant	185,000		100,136				100,136	71,553				71,553	28,583
8	Mental Health Board	11,500		865				865					0	865
9	Business Services	624,295	389,363	43,220				432,583				45,238	45,238	387,345
11	AB109	135,197	98,075	5,420				103,495	95,618				95,618	7,877
12	Conservatorship	2,456,866	51,875	383,115	1,887,651		(4,041)	2,318,600				86,463	86,463	2,232,137
13	No Place Like Home Grant	0						0				0	0	0
14	QA/QI	450,568	314,631	44,090				358,721				23,270	23,270	335,450
a	Total YTD Expenditures & Revenue		2,361,018	1,371,412	12,195,864	0	(165,810)	15,762,484	4,064,440	2,097,221	4,537,650	1,890,900	12,590,210	3,172,274
b	FY 2020-2021 Adjusted Budget	744,867	3,510,587	1,962,679	18,778,506	0	(73,244)	24,178,528	6,389,220	4,182,046	10,609,498	2,677,399	23,858,163	320,365
c	Variance		1,149,569	591,267	6,582,642	0	92,566	8,416,044	2,324,780	2,084,825	6,071,848	786,499	11,267,953	(2,851,909)

Behavioral Health Recovery Services
SUDT FY 2020-2021 Budget Summary
Year to Date as of **May 19, 2021**

	Program	FY 20/21 Approved Budget	EXPENDITURES					Total Expenditures	REVENUE				Total Revenue	Total Net Cost
			Salaries & Benefits	Services and Supplies	Other Charges	Fixed Assets	Operating Transfers		SAPT Block Grant and FDMC	2011 Realign	Medi-Cal FFP	Other		
1	SUDT Overhead	(34,700)		12,365				12,365	813,177			16,976	830,152	(817,787)
2	County Wide Services	133,177		417,676				417,676			58,332		58,332	359,344
3	Drug Court Services	0	58,711	33,133			(1,386)	90,458		86,802		4,128	90,930	(472)
4	Ukiah Adult Treatment Services	(206,211)	420,678	72,785			(52,619)	440,843		71,761	115,409	63,207	250,377	190,466
5	Women In Need of Drug Free Opportunities	0	95,028	12,882			(44,501)	63,409		60,081			60,081	3,328
6	Family Drug Court	(700)	175,526	4,157			(334)	179,348	0	0			0	179,348
8	Friday Night Live	0		5,636				5,636					0	5,636
9	Willits Adult Services	(3,725)	87,966	1,621				89,587				135	135	89,452
10	Fort Bragg Adult Services	(78,524)	237,185	36,159				273,343				2,647	2,647	270,696
11	Administration	670,826	399,017	228,003	0		(5,488)	621,532	50,000			57,799	107,799	513,734
12	Adolescent Services	(150,172)	82,258	(861)				81,397				943	943	80,454
13	Prevention Services	0	98,539	14,582			(5,503)	107,617				20,790	20,790	86,827
a	Total YTD Expenditures & Revenue	329,971	1,654,906	838,137	0	0	(109,832)	2,383,212	863,177	218,644	173,740	166,625	1,422,186	961,026
b	FY 2020-2021 Budget	329,971	2,419,195	1,169,467	49,000	0	(979,866)	2,657,796	1,138,861	617,501	50,000	521,463	2,327,825	329,971
c	Variance	0	764,288	331,330	49,000	0	(870,034)	274,584	275,684	398,857	(123,740)	354,838	905,639	(631,055)

Behavioral Health Recovery Services
Mental Health Services Act (MHSA) FY 2020-2021 Budget Summary
Year to Date as of **April 21, 2021**

Program	FY 20/21 Approved Budget	Salaries & Benefits	Services & Supplies	Other Charges	Fixed Assets	Operating Transfers	Total Expenditures	2011 Realign	Other-Revenue	Total Net Cost
Community Services & Support	-	121,555	15,056	594,421		(11,145)	719,887	3,798,246	72,814	(3,151,172)
Prevention & Early Intervention	218,759	117,477	247,745	114,107			479,329	949,561	42,508	(512,741)
Innovation	508,637		15,618				15,618	249,885		(234,266)
Workforce Education & Training	-		(2,567)				(2,567)			(2,567)
Capital Facilities & Tech Needs	-	-	45,294				45,294			45,294
Total YTD Expenditures & Revenue		239,032	321,147	708,528	-	(11,145)	1,257,562	4,997,692	115,322	(3,855,451)
FY 2019-2020 Approved Budget	727,396	517,117	1,504,880	3,058,993	0	496,097	5,577,087	(4,836,832)	(12,859)	727,396
Variance		278,086	1,183,733	2,350,464	-	507,242	4,319,525	(9,834,524)	(128,181)	4,582,847

Prudent Reserve Balance **1,894,618**

WIC Section 5847 (a)(7) - Establishment & maintenance of a prudent reserve to ensure the county continues to be able to serve during years in which revenues for the Mental Health Services Fund are below recent averages adjusted by changes in the state population and the California Consumer Price Index.



Redwood Quality Management Company (RQMC) is the Administrative Service Organization for Mendocino County- providing management and oversight of specialty mental health, community service and support, and prevention and early intervention services. RQMC and its contracted providers (Manzanita, MCAVHN, Hospitality, MCYP, RCS, and Tapestry) use a single Electronic Health Record (EHR), EXYM to pull the data used in this report. The data is reported by age range, along with a total for the system of care (either youth or adult) as well as the overall RQMC total. This will assist in interpreting how different demographics are accessing service, as well as assist in providing an overall picture of access and service by county contract (youth, young adults, and adults). Our goal is to provide the Behavioral Health Advisory Board with meaningful data that will aid in your decision making and advocacy efforts while still providing a snapshot of the overall systems of care.

AGE OF PERSONS SERVED

	Children & Youth		Young Adult		Adult & Older Adult System			RQMC
	0-11	12-17	18-21	22-24	25-40	41-64	65+	Total
Persons Admitted to...								
Outpatient Services Mar	2	20	17	10	10	39	31	
<i>Total</i>	22		27		80			129
Crisis Services Mar	8	34	32	9	11	16	3	
<i>Total</i>	42		41		30			113
Unduplicated Persons...								
Served in Mar	195	277	100	55	306	421	80	
<i>Total</i>	472		155		807			1,434
Unduplicated Persons...								
Served Fiscal Year to Date	257	518	200	119	571	686	148	
<i>Total</i>	775		319		1,405			2,499
Identified As (YTD)...								
Male	363		136		688			1,187
Female	397		177		710			1,284
Non-Binary and Transgender	15		6		7			28
White	416		189		1038			1,643
Hispanic	204		68		94			366
American Indian	53		22		88			163
Asian	9		2		13			24
African American	14		5		26			45
Other	7		4		24			35
Undisclosed	72		29		122			223

YTD Persons by location...	
Ukiah Area	1382
Willits Area	394
North County	80
Anderson Valley	29
North Coast	455
South Coast	48
OOC/OOS	111



<i>Children & Youth</i>		<i>Young Adult</i>		<i>Adult & Older Adult System</i>			<i>RQMC</i>
0-11	12-17	18-21	22-24	25-40	41-64	65+	Total

Homeless Services

Homeless: Persons Admitted to...

Outpatient Services Mar	0	0	0	1	3	3	1	
<i>Total</i>	0		1		7			8
Crisis Services Mar	0	0	0	2	5	4	1	
<i>Total</i>	0		2		10			12

Homeless: Unduplicated Persons Served...

In Mar	0	0	3	5	40	46	7	
<i>Total</i>	0		8		93			101
Fiscal Year to Date	0	1	6	11	83	97	14	
<i>Total</i>	1		17		194			212

Homeless: Count of Outpatient Services Provided...

In Mar	0	34	349	383
Fiscal Year to Date	10	311	2,852	3,173

Homeless: Count of Crisis Services Provided...

In Mar	0	5	62	67
Fiscal Year to Date	0	45	749	794

Homeless: Persons Served in Crisis...

Homeless Count of:	Crisis Assessments		Hospitalizations		Re-Hospitalization within 30 days	
	Mar	YTD	Mar	YTD	Mar	YTD
Insurance type						
Mendo Medi-cal	26	264	9	71	3	17
Indigent	3	37	1	11	0	1
Other Payor	0	35	0	13	0	1
Total	29	336	10	95	3	19
Number of Hospitalizations:	1	2	3	4	5	6+
YTD Count of Unduplicated Homeless Clients:	48	11	3	2	0	1

WPC has served 42 homeless unduplicated clients in Mar and 72 unduplicated clients Fiscal Year to Date.

In Addition to the services listed above, RQMC Providers also serve the homeless population through Wellness Centers, Building Bridges, Full Service Partner, and other MSHA programs.



Children & Youth Young Adult Adult & Older Adult System RQMC

0-11	12-17	18-21	22-24	25-40	41-64	65+	Total
------	-------	-------	-------	-------	-------	-----	-------

Crisis Services

Total Number of...

Crisis Line Contacts Mar	6	20	22	7	101	52	107	
Total	26	29	260					315

*There were 24 logged calls where age was not disclosed. Those have been added to the total.

Crisis Line Contacts YTD	28	213	160	108	1,359	796	503	
Total	241	268	2,658					3,167

by reason for call YTD...

Increase in Symptoms	873
Phone Support	1420
Information Only	124
Suicidal ideation/Threat	523
Self-Injurious Behavior	15
Access to Services	135
Aggression towards Others	45
Resources/Linkages	32

Call from LEO to Crisis...

AGENCY	Mar	YTD
MCSO:	6	95
CHP:	0	10
WPD:	5	28
FBPD	3	41
Jail/JH:	6	81
UPD:	5	80
Total:	25	335

by time of day YTD...

08:00am-05:00pm	1833
05:00pm-08:00am	1334

Crisis Walk-ins YTD

Inland	208
Coastal	75

Total Number of...

Emergency Crisis Assessments Mar	5	20	19	7	60	45	16	
Total	25	26	121					172

Emergency Crisis Assessments YTD	26	196	134	95	511	444	135	
Total	222	229	1,090					1,541

YTD by location...

Ukiah Valley Medical Center	724
Crisis Center-Walk Ins	275
Mendocino Coast District Hospital	220
Howard Memorial Hospital	207
Jail	53
Juvenile Hall	13
Schools	1
Community	47
FQHCs	1

YTD by insurance...

Medi-Cal/Partnership	1054
Private	148
Medi/Medi	162
Medicare	57
Indigent	106
Consolidated	0
Private/Medi-Cal	2
VA	12



Children & Youth *Young Adult* *Adult & Older Adult System* *RQMC*

0-11	12-17	18-21	22-24	25-40	41-64	65+	Total
------	-------	-------	-------	-------	-------	-----	-------

Total Number of...

Inpatient Hospitalizations Mar	0	6	7	3	18	7	1	
<i>Total</i>	6		10		26			42
Inpatient Hospitalizations YTD	1	69	48	38	146	83	22	
<i>Total</i>	70		86		251			407

ReHospitalization within 30 days	Youth	Adult	0-2 days in the Hospital	Admits	% of total Admits
Mar	0	3	Mar	3	7.1%
YTD	9	36	YTD	25	6.1%

Days in the ER	0	1	2	3	4	5+	Unk
Mar	8	24	6	2	2	0	0
YTD	34	196	136	29	5	0	9

... by Hospital for Mar	0	1	2	3	4	5+	
AHUV	5	15	4	1	1	0	
Howard	3	8	0	1	0	0	
MCDH	0	1	2	0	1	0	

At Discharge	Discharged to Mendocino		Follow up Crisis Appt		Declined follow up Crisis appt	
Payor	Mar	YTD	Mar	YTD	Mar	YTD
Mendo Medi-cal	27	258	24	223	4	34
Indigent	4	22	4	18	0	7
Other Payor	3	26	3	18	0	12
YTD hospitalizations where discharge was out of county or unknown:						85
YTD number who Declined a follow up appt:						53

Number of hospitalizations:	1	2	3	4	5	6+
YTD Count of unduplicated clients:	245	39	12	10	0	1



YTD hospitalizations by location..	
Aurora- Santa Rosa**	39
Restpadd Redding/RedBluff**	92
St. Helena Napa/ Vallejo**	189
Sierra Vista Sacramento**	4
John Muir Walnut Creek	7
St Francis San Francisco	38
St Marys San Francisco**	3
Marin General**	3
Heritage Oaks Sacramento**	9
VA: Sacramento / PaloAlto / Fairfield / San Francisco	6
Other**	17

YTD hospitalizations by criteria...	
Danger to Self	197
Gravely Disabled	150
Danger to Others	4
Combination	56

Total Number of...

Full Service Partners Mar

	Youth	TAY	Adult	BHC	OA	Outreach	
<i>Total</i>	0	17	54	7	16	0	94

Total Number of...

Full Service Partners YTD

	Youth	TAY	Adult	BHC	OA	Outreach	
<i>Total</i>	1	28	66	8	18	13	134

Contract Usage as of 05/17/2021	Budgeted	YTD
Medi-Cal in County Services (60% FFP)	\$12,430,750.00	\$9,056,878.00
Medi-Cal RQMC Out of County Contracts	\$1,730,000.00	\$790,137.00
MHSA	\$1,272,836.00	\$887,536.00
Indigent RQMC Out of County Contracts	\$646,122.00	\$412,978.00
Medication Management	\$1,400,000.00	\$1,111,226.00

Estimated Expected FFP	Mar	YTD
-------------------------------	-----	-----



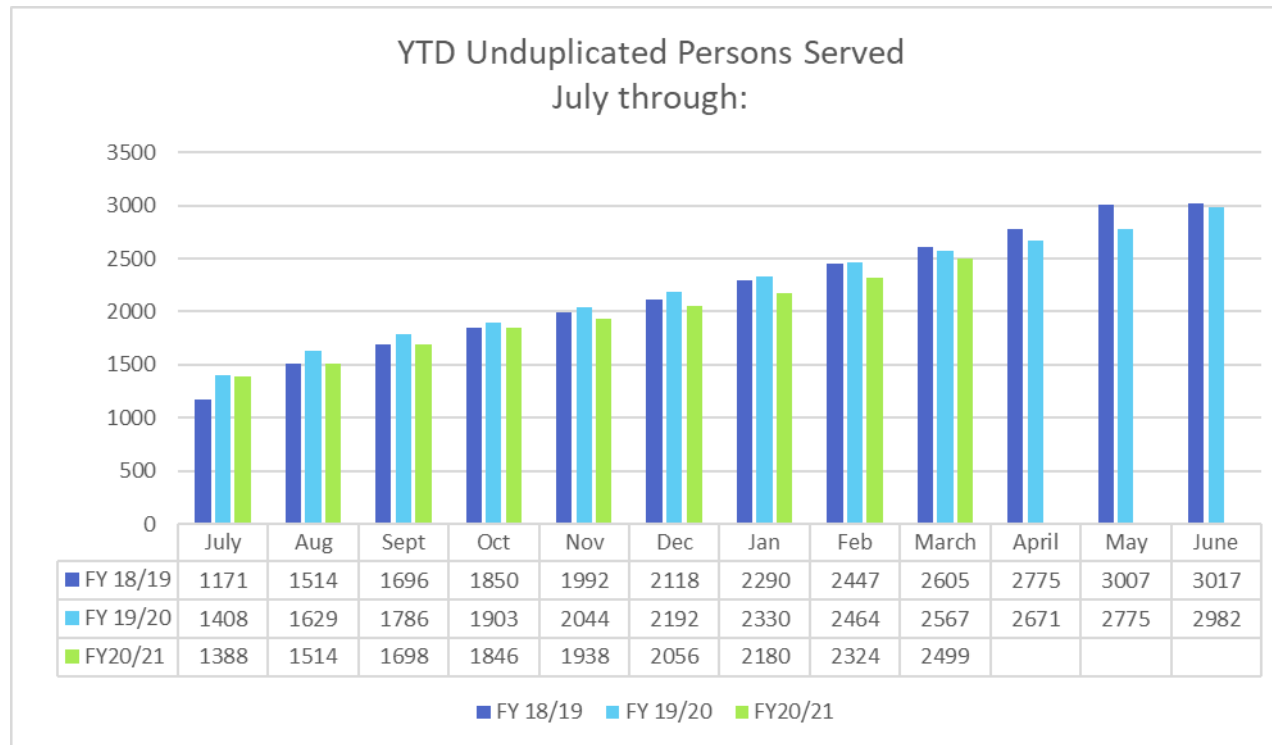
Services Provided						
Whole System of Care	Mar	Mar	Mar	YTD	YTD	YTD
Count of Services Provided	Youth	Y Adult	Adults	Youth	Y Adults	Adults
*Assessment	137	47	197	994	298	1361
*Case Management	289	209	1442	2913	1577	12237
*Collateral	237	9	6	1982	46	87
*Crisis	34	45	205	434	449	2159
*Family Therapy	104	1	1	859	4	17
*TFC	0	0	0	31	0	0
*Group Therapy	0	0	0	26	0	0
*Group Rehab	99	23	47	564	247	430
*ICC	269	10	0	2202	44	0
*Individual Rehab	318	112	651	2263	861	4566
*Individual Therapy	778	113	390	6174	938	3782
*IHBS	149	11	0	956	47	0
*Psychiatric Services	80	50	420	526	355	3024
*Plan Development	106	23	104	840	174	805
*TBS	72	0	0	703	0	0
Total	2,672	653	3,463	21,467	5,040	28,468
No Show Rate	5.0%			4.3%		
Average Cost Per Beneficiary	\$1,089	\$870	\$781	\$4,970	\$3,289	\$3,656

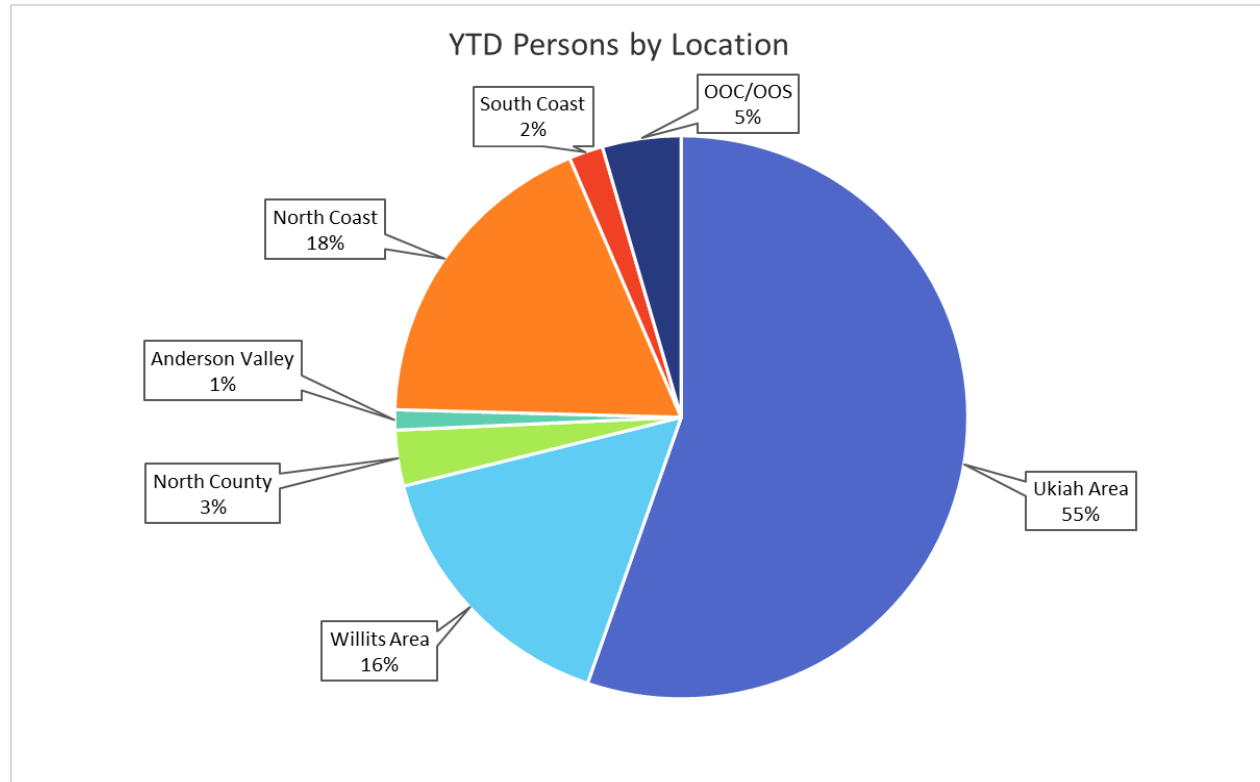
Count of Services by Area	Mar	Mar	Mar	YTD	YTD	YTD
	Youth	Y Adult	Adults	Youth	Y Adults	Adults
Anderson Valley	41	5	41	339	8	131
South Coast	52	3	25	300	61	156
North Coast	292	79	667	1,802	527	5,152
North County	135	34	25	985	48	163
Ukiah	1,683	467	2,318	14,358	4,042	20,197
Willits	469	65	387	3,683	354	2,669

Meds Management	Mar	Mar	Mar	YTD	YTD	YTD
	Youth	Y Adult	Adults	Youth	Y Adults	Adults
Inland Unduplicated Clients	101	59	480	748	360	3588
Coastal Unduplicated Clients	19	26	177	129	186	1217
Inland Services	54	30	252	117	70	459
Coastal Services	14	11	109	26	24	164

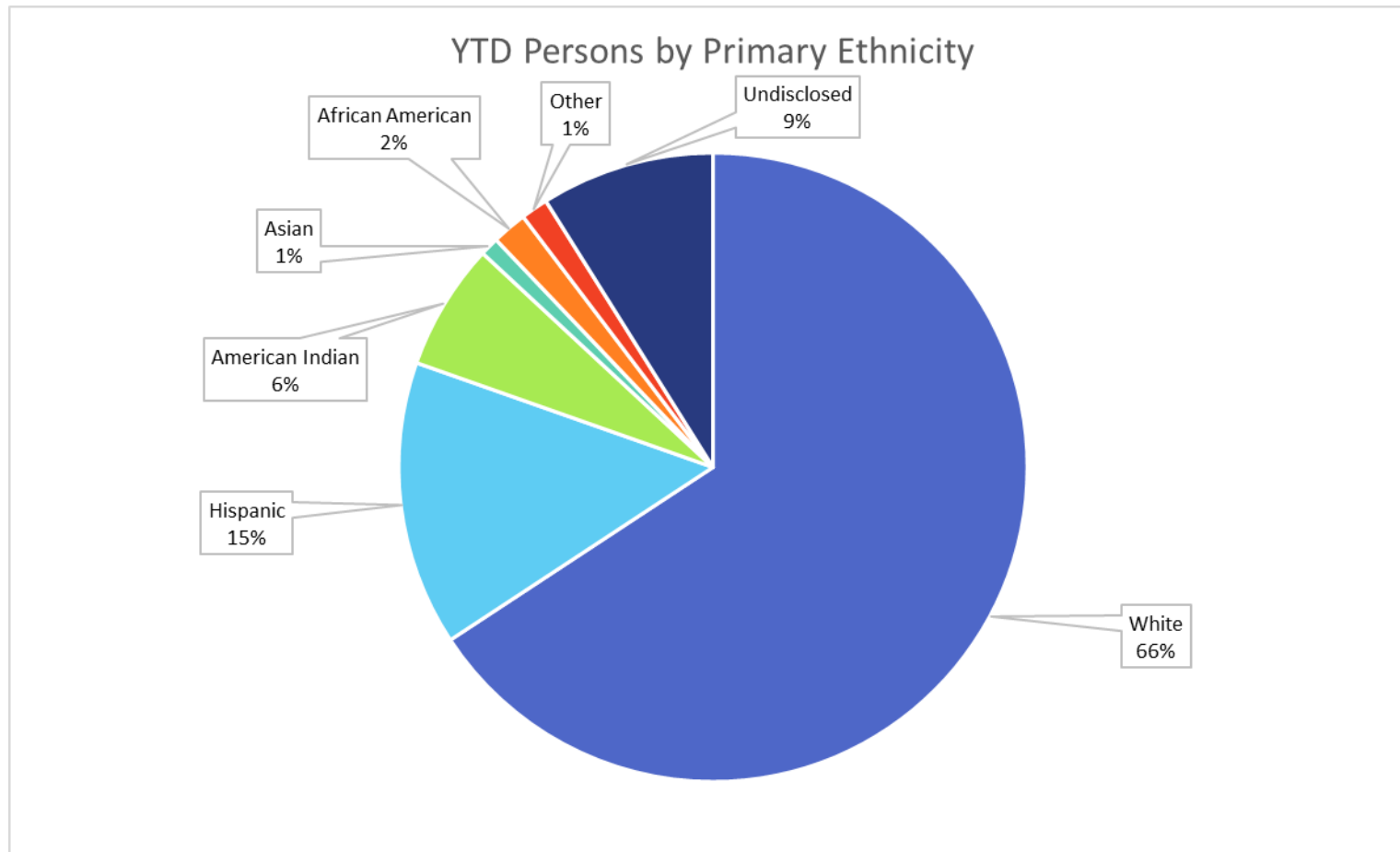


2020/2021 Trends and Year to Year Comparison



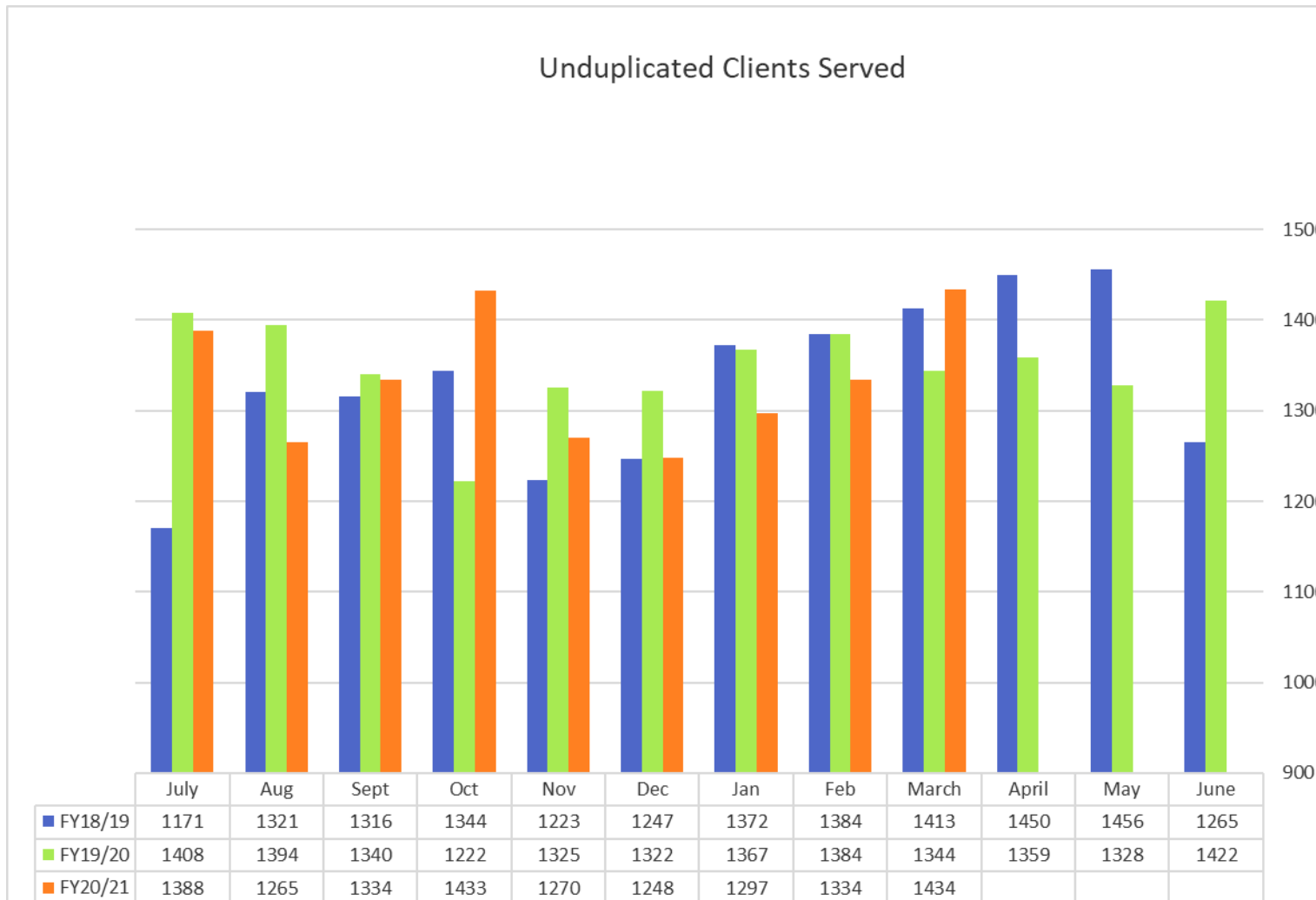


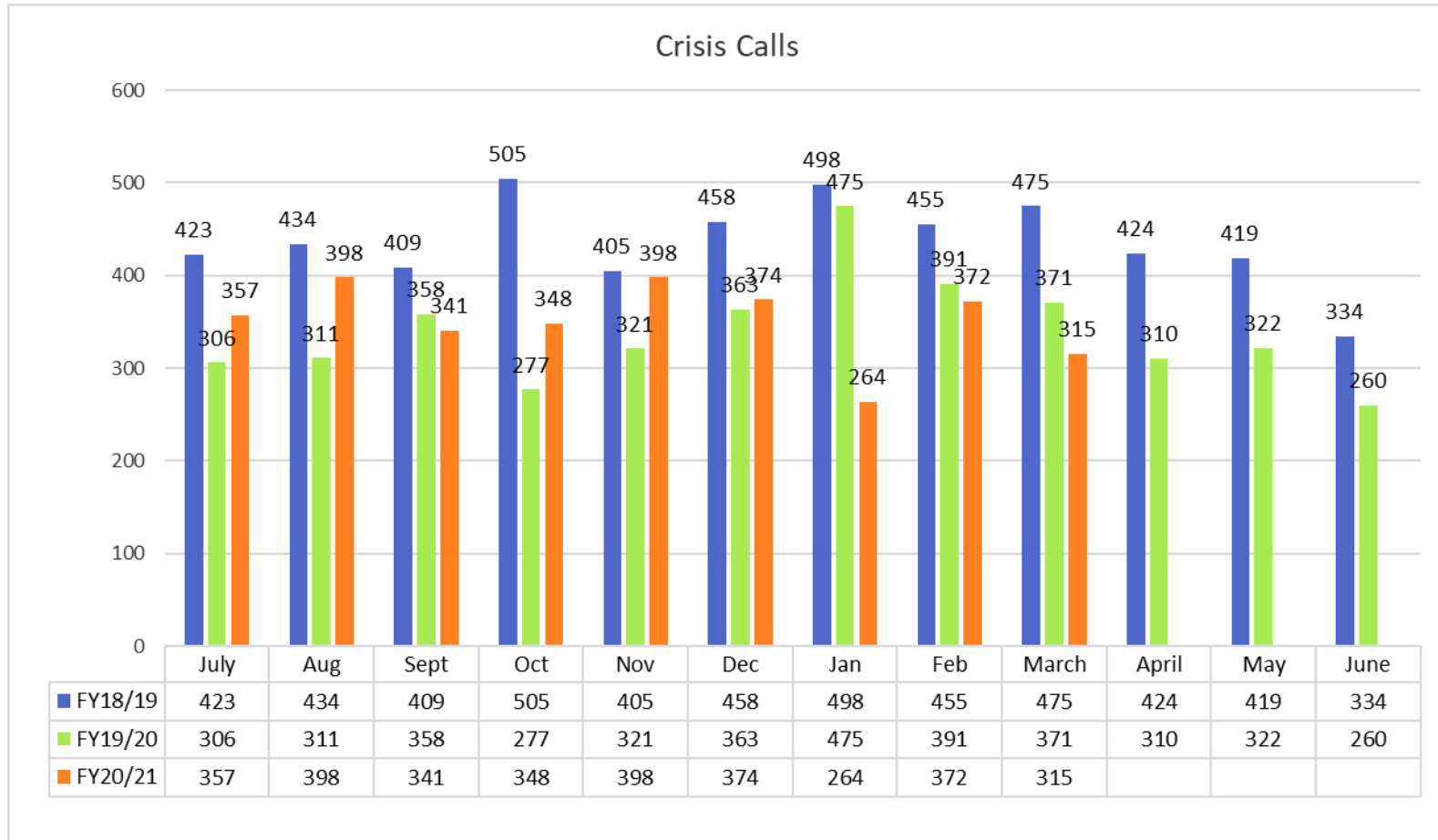
YTD Persons by location...	Count	%
Ukiah Area	1382	55%
Willits Area	394	16%
North County	80	3%
Anderson Valley	29	1%
North Coast	455	18%
South Coast	48	2%
OOC/OOS	111	4%

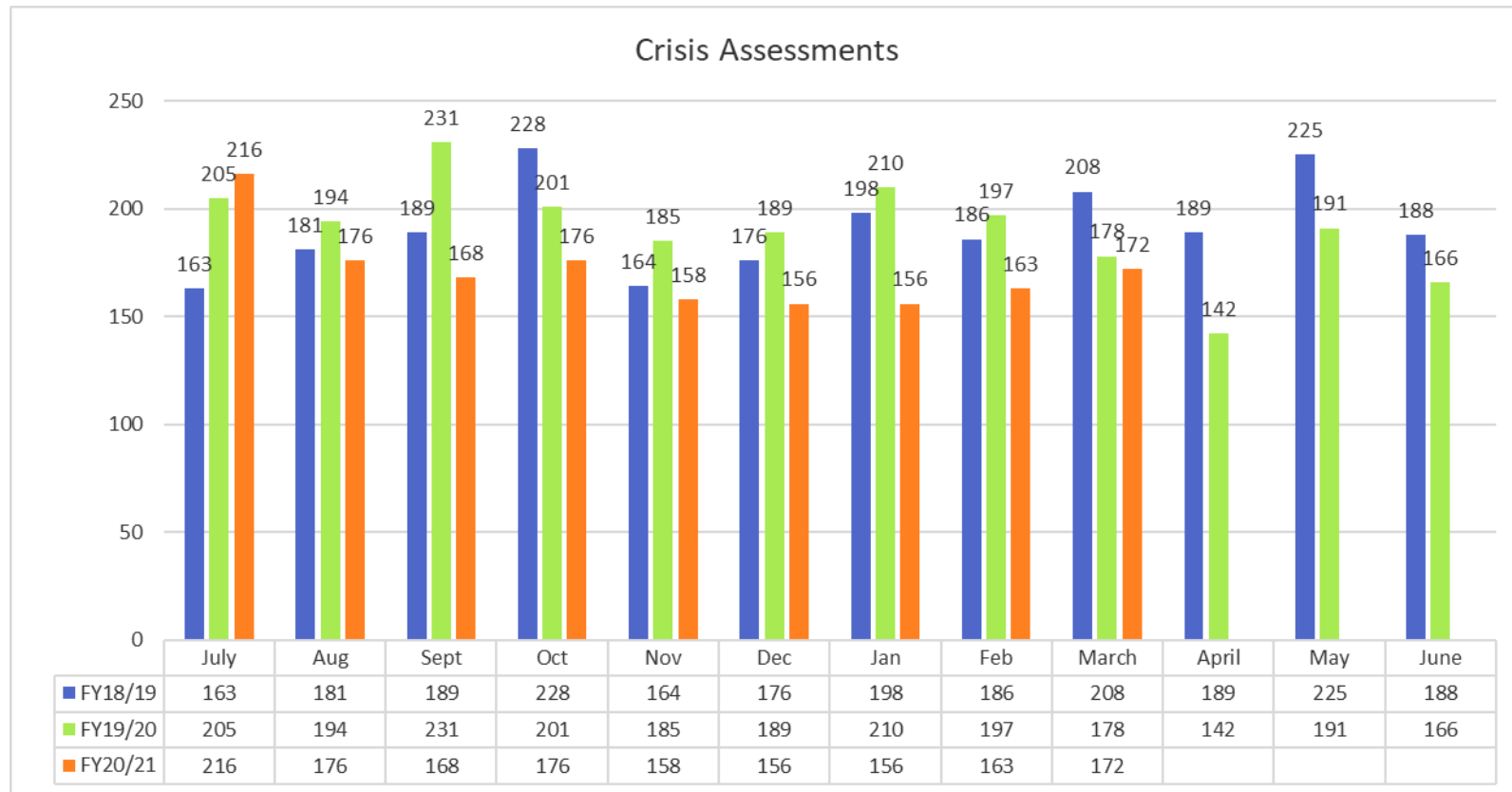




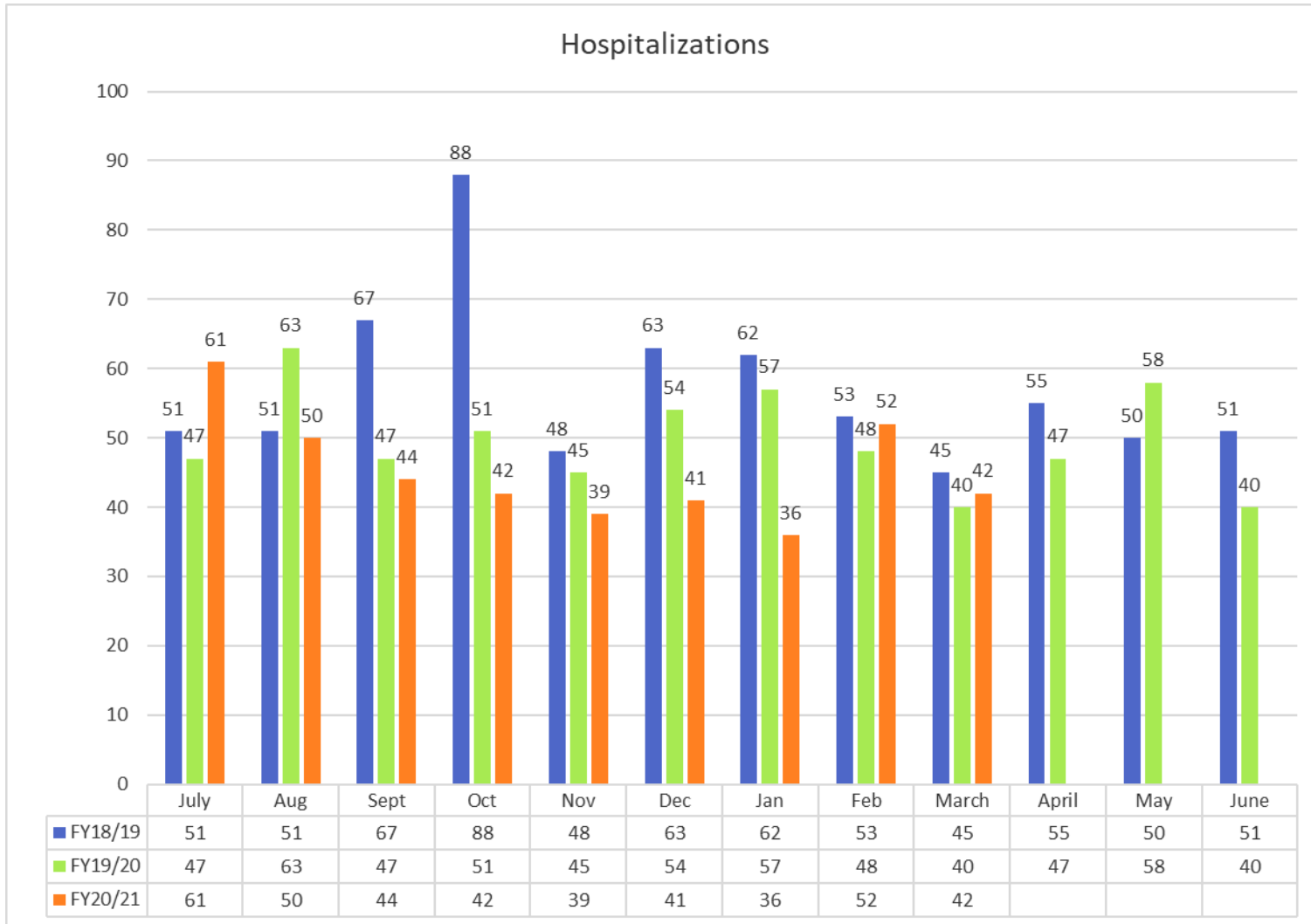
Unduplicated Clients Served





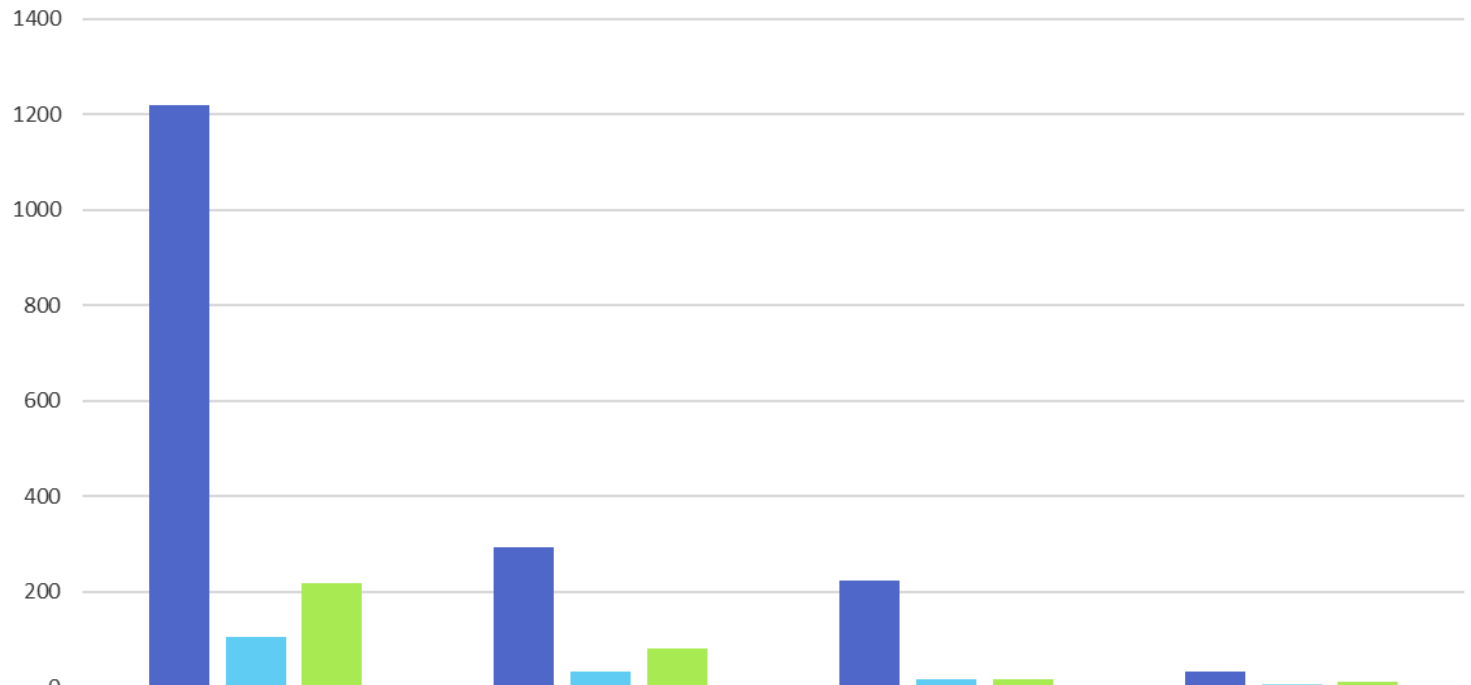








YTD Crisis by Payor



	Crisis Assessments	Hospitalizations	Discharged to Mendo: follow-up appt	Discharged to Mendo: declined follow up
■ Mendo Medi-Cal beneficiary	1218	293	223	34
■ Indigent	106	33	18	7
■ All Other Payors	217	81	18	12

