


Storm drains are separate from our household sewer systems. Storm drain water flows directly into Noyo River, Pudding Creek and the Pacific Ocean without treatment.



Safe Medicine Disposal Program

Rite Aid • 964-1848

490 South Main Street, Fort Bragg
Monday - Friday, 9:00 am - 7:00 pm
Saturday, 10:00 am - 5:00 pm

Old pills and capsules can be dropped off for safe disposal at no charge.

Used Motor Oil & Antifreeze Collection Services

**Fort Bragg Disposal & Waste Management
964-9172**

219 Pudding Creek Road, Fort Bragg
Tuesday - Friday, 8:30 am - 4:00 pm
Saturday, 9:00 am - 1:00 pm

Recycling of used motor oil is free for less than 5 gallons per day. Recycling of used Antifreeze costs \$1.40 per gallon. Besides automotive wastes, Waste Management recycles sheetrock (\$40/ton) and greenwaste (\$15/yard), as well as the standard recyclables: paper, cardboard, tin, glass, aluminum and numerous assorted recyclable plastics.

Please do not mix used motor oil with antifreeze, transmission fluid, gas, or other contaminants

This brochure is being sent to you by City of Fort Bragg's Public Works Department. One role of the City's Public Works Department is to oversee and maintain the City's storm drain systems. The artwork in this journal was thoughtfully prepared by G. Bloomfield and was made available to us through the City of Arcata's Environmental Services Department and the City of Eureka's Public Works Department. Thanks also to local California Department of Fish and Game and the North Coast Stormwater Coalition for information used in support of this brochure.



Information Sources

To report stormwater pollution, contact:
**City of Fort Bragg Public Works Department
(707) 964-0200**

**Mendocino County Environmental Health
(707) 463-4466 or 911 after business hours**

**California Department of Fish and Game
(707) 445-6493**

For ocean health information contact:
**Ocean and Beach Health Monitoring Hotline
(707) 463-5425**

**California Dead Bird Hotline
(877) 968-2473**

For tips as to where and what to recycle:
**Mendocino County Recycling
Hotline & Hazmobile
(707) 468-9704**
Includes hazmobile, trash collection, recycling,
electronics recycling, free paint

**County of Mendocino Solid Waste Division
(707) 463-4078**

♻️ printed on recycled paper

The Pacific Ocean Starts on Your Street



What we can do to prevent pollution in Noyo River, Pudding Creek, and the Pacific Ocean

On a rainy day in Mendocino County, have you ever wondered what happens to...

- motor oil and gas on your driveway, in parking lots, or on the roads?
- antifreeze drained into the street gutter?
- fertilizers and pesticides on your lawn and garden?
- bare soil on a hillside?

These are just some of the pollutants that mix with water and flow through the storm drain system that runs beneath our streets.


The Pacific Ocean is home to a diverse assemblage of marine fishes, invertebrate sea creatures, marine mammals, seabirds, and more. Plants and soils buffer sea waters by dissipating storm surge and floodwaters and by filtering sediment and nutrients. Wet beach sands and especially mudflats are alive with burrowing filter feeding invertebrates. Abalone cling to rocky surfaces where they digest kelp. Eelgrass is another marine plant that absorbs nutrients into its leaves and returns these nutrients in food form to lingcod, cabezon, sole, sand dabs, rockfish, and Dungeness crab who feast on eelgrass as a mainstay to their diet. Both Noyo River and Pudding Creek host protected anadromous steelhead and coho salmon. The Pudding Creek estuary is home to the protected Tidewater Goby.



Even though you may live miles from streams or the ocean, you may be polluting them without even knowing it.


Day after day, motor oil leaked onto the street, paints, household and garden chemicals, and soap are washed into neighborhood street gutters with rain or with hoses. These pollutants are carried into the storm drain system and pour out, untreated, into tributaries of the Noyo River, Pudding Creek, or directly into the Pacific Ocean.

Before you pour anything into the street, gutter, or down a storm drain, stop and think!



Storm drains flow directly into creeks...

...and through the sloughs and waves to the Pacific Ocean.



Our Creeks and Ocean are closer than you think.

Can you find the activities that contribute to storm drain pollution? The picture above shows how our every day activities result in pollutants entering the storm drains.

We can help prevent pollutants from entering storm drains and therefore our creeks, sloughs and ocean by following the suggestions below.

Automotive



When you change your car's oil, prevent spills by placing cardboard under the oil pan. Clean up spills quickly with an absorbent material like cat litter. Fully drain the old filter. Never pour the used oil on the ground, on fence posts, on gravel driveways, or down the storm drain. Recycle your used motor oil.



Never drain your car's antifreeze directly onto the ground or street. It is very poisonous to pets and wildlife which are attracted to its sweet smell and taste.



Wash your car on the lawn or a gravel surface, not on your paved driveway or street. Pour the leftover soapy water down a household sink so that it's treated by the sewage treatment system.



Have your car inspected and maintained regularly to reduce leakage of oil, antifreeze, and other fluids. Use a drip tray to catch leaks while your car is parked.



Reduce automotive emissions through regular auto maintenance, bicycling, ride sharing, and by using public transportation.

Household and Home Maintenance



To help rain percolate into the ground, keep as much of your property unpaved as possible. Consider porous asphalt or paving bricks for your driveway.



Use non-toxic alternatives whenever possible. When using toxic products, buy only the quantity you need and use it up. Follow safety instructions on the product container and store in a waterproof place out of reach of children and pets. Take unwanted toxic household products to the local household hazardous waste collection service for disposal. Never dump chemicals in ditches, gutters, storm drains, or near water.



When using latex paint, rinse paint brushes in the sink. When using paint thinner, pour a small amount into a sealable glass jar, clean the brushes, allow paint solids to settle and pour clean paint thinner back into its original container. Dispose of solids through the household hazardous waste collection service.



Control erosion at construction sites to prevent dirt and debris from entering storm drains by using silt fences or other measures. When pouring concrete, keep it away from gutters and creeks as it is very toxic to fish.

Lawn and Garden




Use non-toxic alternatives, if possible. Use pesticides, herbicides, and fertilizers carefully and sparingly in accordance with label instructions. Do not apply if rain is forecast. Dispose of unwanted leftovers through the household hazardous waste collection service.



Use a broom rather than a hose to clean up lawn clippings and dirt. Deposit in a compost pile.



Divert rain spouts and garden hoses away from paved surfaces. Consider using a rain barrel.



Pick up animal wastes regularly and dispose of in the garbage.

Dumping just one quart of motor oil down a storm drain contaminates 250,000 gallons of water!