



PORTFOLIO CHARACTERISTICS

Average Modified Duration	0.89
Average Coupon	1.46%
Average Purchase YTM	1.51%
Average Market YTM	0.78%
Average S&P/Moody Rating	AA+/Aa1
Average Final Maturity	0.92 yrs
Average Life	0.90 yrs

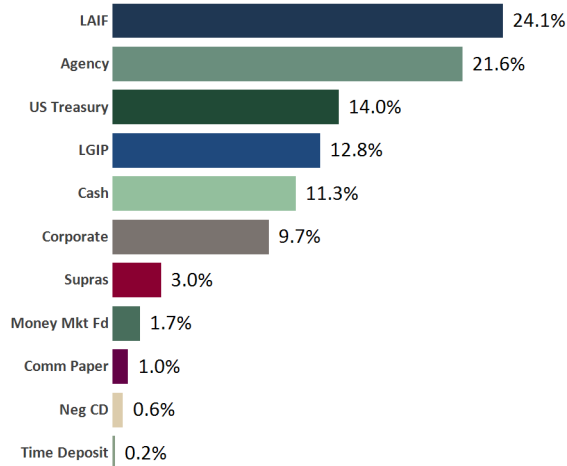
ACCOUNT SUMMARY

	Beg. Values as of 3/31/20	End Values as of 4/30/20
Market Value	275,590,767	310,730,224
Accrued Interest	954,872	748,331
Total Market Value	276,545,639	311,478,555
Income Earned	358,864	352,285
Cont/WD		
Par	272,072,838	306,794,232
Book Value	271,845,333	306,575,883
Cost Value	271,475,469	306,252,655

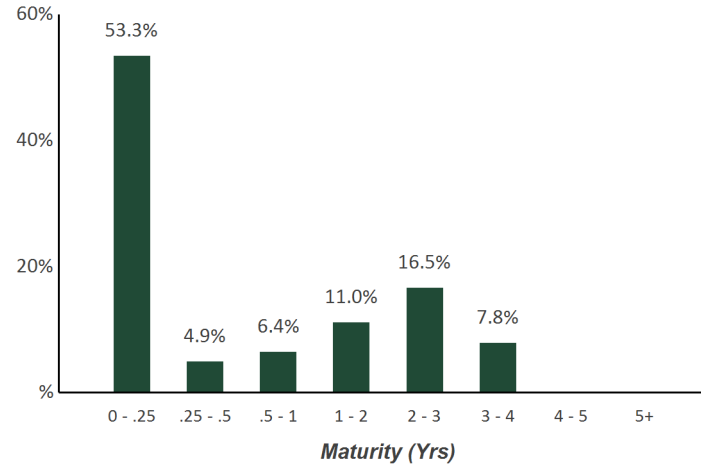
TOP ISSUERS

Local Agency Investment Fund	24.1%
Government of United States	14.0%
CAMP	12.8%
Federal Home Loan Bank	11.5%
Custodial Checking Account	11.2%
Federal Farm Credit Bank	3.8%
Federal National Mortgage Assoc	3.7%
Federal Home Loan Mortgage Corp	2.6%
Total	83.7%

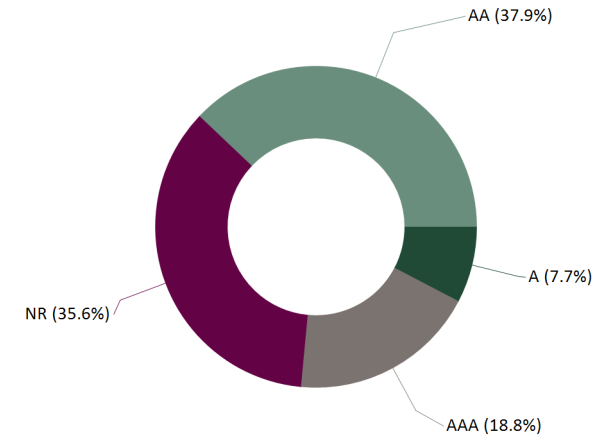
SECTOR ALLOCATION



MATURITY DISTRIBUTION



CREDIT QUALITY (S&P)



Statement of Compliance

As of April 30, 2020



County of Mendocino Consolidated

This portfolio is a consolidation of assets managed by Chandler Asset Management and assets managed internally by Client. Chandler relies on Client to provide accurate information for reporting assets and producing this compliance statement.

Category	Standard	Comment
Municipal Issues	"A" rated category or higher by a NRSRO; 5% per issuer; Include bonds of the County, State of California, any other state, and any local County within the State of California	Complies
Treasury Issues	No limitation	Complies
Agency Issues	25% max per issuer	Complies
Supranationals	"AA" rated category or higher by two NRSROs; 30% maximum; 10% per issuer; Unsubordinated obligations issued by IBRD, IFC, IADB	Complies
Banker's Acceptances	"A-1" or higher short term ratings by two NRSROs; and "A" rated or higher long term debt by two NRSROs; 40% maximum; 5% per issuer; 180 days max maturity	Complies
Commercial Paper	"A-1" or higher short term ratings by two NRSROs; and "A" rated or higher long term debt by two NRSROs; 40% maximum; 5% per issuer; 270 days max maturity; Issuer is a corporation organized and operating in the U.S. with assets in excess of \$500 million	Complies
Negotiable Certificates of Deposit	"A" or higher long term ratings by two NRSROs; and/or "A-1" or higher short term ratings by two NRSROs; 30% maximum (includes CDARS); 5% per issuer	Complies
Corporate Medium Term Notes	"A" rated or better by two NRSROs; 30% maximum; 5% per issuer; Issued by corporations organized and operating within U.S. or by depository institutions licensed by the U.S. or any state and operating within the U.S.	Complies
Mutual Funds and Money Market Mutual Funds	Highest rating or "AAA" rated by two NRSROs; or SEC registered adviser with AUM >\$500 million and experience greater than 5 years; 20% maximum in Mutual Funds; 10% max per Mutual Fund; 20% maximum in Money Market Mutual Funds; 20% max per Money Market Mutual Fund	Complies
FDIC insured Time Deposits/ Certificates of Deposit	Amount per institution limited to the max covered under FDIC; 20% maximum (combination of FDIC insured and collateralized TDs/ CDs); 5% per issuer	Complies
Collateralized Time Deposits/ Certificates of Deposit	20% maximum (combination of FDIC insured and collateralized TDs/ CDs); 5% per issuer	Complies
Asset Backed Securities (ABS) and Mortgage Pass Throughs (MPTs)	"AA" rated or better by two NRSROs; "A" rated or higher for the issuer's debt by two NRSROs; 20% maximum; 5% per issuer in Asset Backed or Commercial Mortgage security issuer. No issuer limitation on any Mortgage security where the issuer is U.S. Treasury or Federal agency/GSE	Complies
Local Agency Investment Fund (LAIF)/ Local Government Investment Pools	Maximum permitted amount by LAIF	Complies
Repurchase Agreements	No limitation; 1 year maximum maturity; 102% collateralized	Complies
Prohibited	Inverse floaters; ranges notes; interest-only strips from mortgaged backed securities; zero interest accrual securities; Securities with maturity longer than 5 years (unless approved by the Board of Supervisors); Margin; Reverse Repurchase Agreements, Securities lending; Foreign currency denominated securities; <u>Social and Environmental Concerns</u> : Investments are discouraged in entities that receive a significant portion of their revenues from the manufacturer of tobacco products, firearms, or weapons not used in our national defense.	Complies
Maximum Callables	20% max of callable securities (does not include "make whole call")	Complies
Maximum Per Issuer	5% max per issuer, unless otherwise specified in the policy	Complies
Maximum maturity	5 years maximum maturity	Complies

Holdings Report

As of April 30, 2020



CUSIP	Security Description	Par Value/Units	Purchase Date Book Yield	Cost Value Book Value	Mkt Price Mkt YTM	Market Value Accrued Int.	% of Port. Gain/Loss	Moody/S&P Fitch	Maturity Duration
AGENCY									
3137EADR7	FHLMC Note 1.375% Due 5/1/2020	1,600,000.00	10/21/2015 1.38%	1,599,579.20 1,600,000.00	100.00 1.38%	1,600,000.00 11,000.00	0.52% 0.00	Aaa / AA+ AAA	0.00 0.00
313383HU8	FHLB Note 1.75% Due 6/12/2020	1,700,000.00	07/28/2017 1.57%	1,708,449.00 1,700,338.93	100.19 0.14%	1,703,192.60 11,486.81	0.55% 2,853.67	Aaa / AA+ NR	0.12 0.12
3130ACE26	FHLB Note 1.375% Due 9/28/2020	2,000,000.00	09/22/2017 1.65%	1,983,940.00 1,997,808.01	100.49 0.18%	2,009,800.00 2,520.83	0.65% 11,991.99	Aaa / AA+ NR	0.41 0.41
3137EAEJ4	FHLMC Note 1.625% Due 9/29/2020	2,250,000.00	09/28/2017 1.67%	2,247,097.50 2,249,600.11	100.60 0.18%	2,263,466.25 3,250.00	0.73% 13,866.14	Aaa / AA+ AAA	0.42 0.41
3137EAEK1	FHLMC Note 1.875% Due 11/17/2020	800,000.00	11/27/2017 1.95%	798,368.00 799,699.17	100.92 0.19%	807,371.20 6,833.33	0.26% 7,672.03	Aaa / AA+ AAA	0.55 0.54
3130A3UQ5	FHLB Note 1.875% Due 12/11/2020	2,000,000.00	02/12/2018 2.32%	1,975,680.00 1,994,721.24	100.83 0.52%	2,016,542.00 14,583.33	0.65% 21,820.76	Aaa / AA+ NR	0.62 0.61
3130A7CV5	FHLB Note 1.375% Due 2/18/2021	2,000,000.00	02/23/2016 1.43%	1,994,480.00 1,999,111.83	100.90 0.25%	2,017,934.00 5,576.39	0.65% 18,822.17	Aaa / AA+ AAA	0.81 0.80
3135G0J20	FNMA Note 1.375% Due 2/26/2021	2,500,000.00	03/17/2016 1.52%	2,482,725.00 2,497,120.83	100.96 0.20%	2,524,052.50 6,206.60	0.81% 26,931.67	Aaa / AA+ AAA	0.83 0.82
313379RB7	FHLB Note 1.875% Due 6/11/2021	2,400,000.00	08/30/2017 1.65%	2,419,562.40 2,405,755.31	101.45 0.57%	2,434,838.40 17,500.00	0.79% 29,083.09	Aaa / AA+ AAA	1.12 1.10
3130A8QS5	FHLB Note 1.125% Due 7/14/2021	2,600,000.00	08/09/2016 1.25%	2,584,400.00 2,596,193.22	101.06 0.25%	2,627,521.00 8,693.75	0.85% 31,327.78	Aaa / AA+ AAA	1.21 1.20
3130AHSR5	FHLB Note 1.625% Due 12/20/2021	2,090,000.00	12/19/2019 1.68%	2,087,742.80 2,088,153.48	102.23 0.26%	2,136,584.01 12,358.58	0.69% 48,430.53	Aaa / AA+ AAA	1.64 1.61
3137EADB2	FHLMC Note 2.375% Due 1/13/2022	2,000,000.00	07/30/2018 2.86%	1,968,440.00 1,984,445.07	103.55 0.29%	2,070,938.00 14,250.00	0.67% 86,492.93	Aaa / AA+ AAA	1.71 1.67
313378WG2	FHLB Note 2.5% Due 3/11/2022	3,000,000.00	04/09/2018 2.65%	2,983,650.00 2,992,242.03	104.22 0.23%	3,126,564.00 10,416.67	1.01% 134,321.97	Aaa / AA+ NR	1.86 1.83
3135G0T45	FNMA Note 1.875% Due 4/5/2022	2,900,000.00	06/21/2017 1.87%	2,901,218.00 2,900,490.54	103.15 0.24%	2,991,434.10 3,927.08	0.96% 90,943.56	Aaa / AA+ AAA	1.93 1.90
313379Q69	FHLB Note 2.125% Due 6/10/2022	2,215,000.00	06/06/2018 2.81%	2,157,500.82 2,184,757.94	103.96 0.24%	2,302,651.98 18,435.26	0.75% 117,894.04	Aaa / AA+ AAA	2.11 2.06
3130A5P45	FHLB Note 2.375% Due 6/10/2022	1,500,000.00	05/21/2019 2.26%	1,505,190.00 1,503,584.13	104.16 0.39%	1,562,466.00 13,953.13	0.51% 58,881.87	Aaa / AA+ AAA	2.11 2.05



CUSIP	Security Description	Par Value/Units	Purchase Date Book Yield	Cost Value Book Value	Mkt Price Mkt YTM	Market Value Accrued Int.	% of Port. Gain/Loss	Moody/S&P Fitch	Maturity Duration
AGENCY									
313383WD9	FHLB Note 3.125% Due 9/9/2022	2,200,000.00	01/16/2019 2.66%	2,235,266.00 2,222,812.94	106.52 0.35%	2,343,398.20 9,930.56	0.76% 120,585.26	Aaa / AA+ AAA	2.36 2.28
3135G0T78	FNMA Note 2% Due 10/5/2022	3,000,000.00	05/20/2019 2.22%	2,979,030.00 2,984,914.53	104.04 0.33%	3,121,119.00 4,333.33	1.00% 136,204.47	Aaa / AA+ AAA	2.43 2.38
3133EKHN9	FFCB Note 2.33% Due 10/18/2022	3,000,000.00	05/01/2019 2.32%	3,001,380.00 3,000,981.82	104.76 0.39%	3,142,827.00 2,524.17	1.01% 141,845.18	Aaa / AA+ AAA	2.47 2.41
313381BR5	FHLB Note 1.875% Due 12/9/2022	3,000,000.00	Various 2.45%	2,931,075.00 2,957,119.60	104.11 0.29%	3,123,414.00 22,187.50	1.01% 166,294.40	Aaa / AA+ AAA	2.61 2.54
3135G0T94	FNMA Note 2.375% Due 1/19/2023	2,700,000.00	03/18/2019 2.46%	2,691,819.00 2,694,205.61	105.52 0.33%	2,848,983.30 18,168.75	0.92% 154,777.69	Aaa / AA+ AAA	2.72 2.63
3133ELNW0	FFCB Note 1.45% Due 2/21/2023	3,000,000.00	02/14/2020 1.45%	2,999,940.00 2,999,943.83	102.89 0.42%	3,086,568.00 8,458.33	0.99% 86,624.17	Aaa / AA+ AAA	2.81 2.75
3130ADRG9	FHLB Note 2.75% Due 3/10/2023	3,000,000.00	03/28/2019 2.24%	3,057,120.00 3,041,314.95	106.80 0.36%	3,203,901.00 11,687.50	1.03% 162,586.05	Aaa / AA+ NR	2.86 2.76
3137EAEQ8	FHLMC Note 0.375% Due 4/20/2023	1,235,000.00	04/17/2020 0.46%	1,231,912.50 1,231,943.52	100.03 0.36%	1,235,396.44 141.51	0.40% 3,452.92	Aaa / AA+ AAA	2.97 2.95
3133834G3	FHLB Note 2.125% Due 6/9/2023	2,750,000.00	06/10/2019 2.00%	2,763,035.00 2,760,131.38	105.37 0.38%	2,897,768.50 23,050.35	0.94% 137,637.12	Aaa / AA+ NR	3.11 3.00
3133EKSN7	FFCB Note 1.77% Due 6/26/2023	2,500,000.00	06/21/2019 1.89%	2,488,375.00 2,490,841.63	104.11 0.46%	2,602,775.00 15,364.58	0.84% 111,933.37	Aaa / AA+ AAA	3.16 3.06
3133EKZK5	FFCB Note 1.6% Due 8/14/2023	3,000,000.00	08/09/2019 1.63%	2,996,040.00 2,996,747.43	103.67 0.48%	3,109,956.00 10,266.67	1.00% 113,208.57	Aaa / AA+ AAA	3.29 3.20
3130A7PH2	FHLB Note 1.875% Due 3/8/2024	2,000,000.00	03/03/2020 0.85%	2,080,700.00 2,077,505.05	105.33 0.48%	2,106,596.00 5,520.83	0.68% 29,090.95	Aaa / AA+ NR	3.86 3.72
Total Agency		64,940,000.00	1.94%	64,853,715.22 64,952,484.13	0.36%	67,018,058.48 292,625.84	21.61% 2,065,574.35	Aaa / AA+ AAA	2.00 1.95
CASH									
90CASH\$00	Cash Custodial Cash Account	518,076.04	Various 0.00%	518,076.04 518,076.04	1.00 0.00%	518,076.04 0.00	0.17% 0.00	NR / NR NR	0.00 0.00



CUSIP	Security Description	Par Value/Units	Purchase Date Book Yield	Cost Value Book Value	Mkt Price Mkt YTM	Market Value Accrued Int.	% of Port. Gain/Loss	Moody/S&P Fitch	Maturity Duration
CASH									
90CHECK\$1	Checking Deposit Bank Account	34,780,404.78	Various 0.00%	34,780,404.78 34,780,404.78	1.00 0.00%	34,780,404.78 0.00	11.17% 0.00	NR / NR NR	0.00 0.00
Total Cash		35,298,480.82	N/A	35,298,480.82	0.00%	35,298,480.82 0.00	11.33% 0.00	NR / NR NR	0.00 0.00
COMMERCIAL PAPER									
62479LHU2	MUFG Bank Ltd Discount CP 0.4% Due 8/28/2020	3,000,000.00	04/29/2020 0.41%	2,995,966.67 2,996,033.34	99.87 0.41%	2,996,033.34 0.00	0.96% 0.00	P-1 / A-1 NR	0.33 0.33
Total Commercial Paper		3,000,000.00	0.41%	2,995,966.67 2,996,033.34	0.41%	2,996,033.34 0.00	0.96% 0.00	Aaa / AA NR	0.33 0.33
CORPORATE									
747525AD5	Qualcomm Inc Note 2.25% Due 5/20/2020	1,700,000.00	10/06/2016 1.67%	1,734,408.00 1,700,496.77	100.07 0.99%	1,701,179.80 17,106.25	0.55% 683.03	A2 / A- NR	0.05 0.06
437076BQ4	Home Depot Note 1.8% Due 6/5/2020	200,000.00	06/12/2017 1.77%	200,150.00 200,004.83	100.07 1.05%	200,144.00 1,460.00	0.06% 139.17	A2 / A A	0.10 0.10
458140AQ3	Intel Corp Note 2.45% Due 7/29/2020	1,750,000.00	01/24/2017 2.00%	1,776,775.00 1,751,863.15	100.44 0.68%	1,757,612.50 10,956.94	0.57% 5,749.35	A1 / A+ A+	0.25 0.25
857477AS2	State Street Bank Note 2.55% Due 8/18/2020	1,590,000.00	12/11/2017 2.19%	1,604,993.70 1,591,669.37	100.47 0.97%	1,597,506.39 8,221.62	0.52% 5,837.02	A1 / A AA-	0.30 0.30
02665WAZ4	American Honda Finance Note 2.45% Due 9/24/2020	1,800,000.00	02/14/2017 2.25%	1,812,492.00 1,801,386.94	100.30 1.69%	1,805,400.00 4,532.50	0.58% 4,013.06	A3 / A NR	0.40 0.40
594918BG8	Microsoft Callable Note Cont. 10/3/2020 2% Due 11/3/2020	2,000,000.00	12/03/2015 2.01%	1,999,240.00 1,999,921.12	100.75 0.24%	2,014,936.00 19,777.78	0.65% 15,014.88	Aaa / AAA AA+	0.51 0.42
00440EAT4	Chubb INA Holdings Inc Callable Note Cont 10/3/2020 2.3% Due 11/3/2020	1,500,000.00	07/25/2019 2.27%	1,500,495.00 1,500,177.60	100.52 1.06%	1,507,845.00 17,058.33	0.49% 7,667.40	A3 / A A	0.51 0.42
44932HAG8	IBM Credit Corp Note 2.65% Due 2/5/2021	1,500,000.00	02/12/2018 2.72%	1,496,880.00 1,499,196.32	101.48 0.70%	1,522,224.00 9,495.83	0.49% 23,027.68	A2 / A NR	0.77 0.75



CUSIP	Security Description	Par Value/Units	Purchase Date Book Yield	Cost Value Book Value	Mkt Price Mkt YTM	Market Value Accrued Int.	% of Port. Gain/Loss	Moody/S&P Fitch	Maturity Duration
CORPORATE									
69353REW4	PNC Bank Callable Note Cont 3/30/2021 2.15% Due 4/29/2021	1,200,000.00	10/30/2019 1.97%	1,202,940.00 1,201,901.01	101.19 0.84%	1,214,335.20 143.33	0.39% 12,434.19	A2 / A A+	1.00 0.91
06406FAB9	Bank of NY Mellon Corp Callable Note Cont 4/3/2021 2.05% Due 5/3/2021	1,700,000.00	12/13/2016 2.50%	1,668,771.00 1,692,832.37	101.07 0.89%	1,718,111.80 17,231.39	0.56% 25,279.43	A1 / A AA-	1.01 0.91
808513AW5	Charles Schwab Corp Callable Note Cont 4/21/2021 3.25% Due 5/21/2021	1,775,000.00	Various 3.05%	1,784,554.00 1,778,217.82	102.01 1.17%	1,810,606.50 25,638.89	0.59% 32,388.68	A2 / A A	1.06 0.95
68389XBK0	Oracle Corp Callable Note Cont 8/15/2021 1.9% Due 9/15/2021	1,800,000.00	10/25/2017 2.20%	1,779,786.00 1,792,848.89	101.31 0.87%	1,823,666.40 4,370.00	0.59% 30,817.51	A3 / A+ A-	1.38 1.27
91159HHP8	US Bancorp Callable Note Cont 12/23/2021 2.625% Due 1/24/2022	890,000.00	01/19/2017 2.66%	888,469.20 889,469.33	102.58 1.04%	912,945.09 6,294.90	0.30% 23,475.76	A1 / A+ AA-	1.74 1.60
74005PBA1	Praxair Callable Note Cont 11/15/2021 2.45% Due 2/15/2022	1,750,000.00	03/09/2018 2.96%	1,717,222.50 1,735,038.84	101.90 1.20%	1,783,208.00 9,051.39	0.58% 48,169.16	A2 / A NR	1.80 1.51
91159HHC7	US Bancorp Callable Note Cont 2/15/2022 3% Due 3/15/2022	1,000,000.00	04/12/2018 3.05%	997,970.00 999,029.75	103.51 1.02%	1,035,132.00 3,833.33	0.33% 36,102.25	A1 / A+ AA-	1.87 1.74
911312BC9	UPS Callable Note Cont 4/16/2022 2.35% Due 5/16/2022	1,240,000.00	04/10/2018 2.99%	1,209,632.40 1,224,866.98	103.34 0.63%	1,281,432.12 13,355.83	0.42% 56,565.14	A2 / A NR	2.04 1.90
69371RQ33	Paccar Financial Corp Note 2% Due 9/26/2022	1,000,000.00	09/23/2019 2.04%	998,780.00 999,022.66	101.42 1.40%	1,014,190.00 1,944.44	0.33% 15,167.34	A1 / A+ NR	2.41 2.34
89236TELS	Toyota Motor Credit Corp Note 2.7% Due 1/11/2023	1,500,000.00	05/20/2019 2.66%	1,501,890.00 1,501,399.74	103.60 1.34%	1,553,985.00 12,375.00	0.50% 52,585.26	A1 / AA- A+	2.70 2.58
69371RQ41	Paccar Financial Corp Note 1.9% Due 2/7/2023	1,000,000.00	10/31/2019 1.90%	999,950.00 999,957.41	101.25 1.44%	1,012,495.00 4,433.33	0.33% 12,537.59	A1 / A+ NR	2.78 2.68
931142DH3	Wal-Mart Stores Callable Note Cont 1/11/2023 2.55% Due 4/11/2023	1,500,000.00	05/01/2019 2.62%	1,495,965.00 1,496,985.67	105.15 0.62%	1,577,205.00 2,125.00	0.51% 80,219.33	Aa2 / AA AA	2.95 2.61
037833AK6	Apple Inc Note 2.4% Due 5/3/2023	1,000,000.00	05/20/2019 2.65%	990,790.00 992,993.50	104.83 0.77%	1,048,258.00 11,866.67	0.34% 55,264.50	Aa1 / AA+ NR	3.01 2.88
Total Corporate		29,395,000.00	2.40%	29,362,153.80 29,349,280.07	0.96%	29,892,417.80 201,272.75	9.66% 543,137.73	A1 / A+ A+	1.29 1.19



CUSIP	Security Description	Par Value/Units	Purchase Date Book Yield	Cost Value Book Value	Mkt Price Mkt YTM	Market Value Accrued Int.	% of Port. Gain/Loss	Moody/S&P Fitch	Maturity Duration
LAIF									
90LAIF\$00	Local Agency Investment Fund State Pool	75,000,000.00	Various 1.47%	75,000,000.00 75,000,000.00	1.00 1.47%	75,000,000.00 87,258.07	24.11% 0.00	NR / NR NR	0.00 0.00
Total LAIF		75,000,000.00	1.47%	75,000,000.00	1.47%	87,258.07	0.00	NR / NR NR	0.00 0.00
LOCAL GOV INVESTMENT POOL									
90CAMP\$00	California Asset Mgmt Program CAMP	40,000,000.00	Various 1.50%	40,000,000.00 40,000,000.00	1.00 1.50%	40,000,000.00 0.00	12.84% 0.00	NR / AAA NR	0.00 0.00
Total Local Gov Investment Pool		40,000,000.00	1.50%	40,000,000.00	1.50%	0.00	0.00	NR / AAA NR	0.00 0.00
MONEY MARKET FUND FI									
261908107	Dreyfus Trsy/Agcy Cash Management 521	5,265,750.99	Various 0.16%	5,265,750.99 5,265,750.99	1.00 0.16%	5,265,750.99 0.00	1.69% 0.00	Aaa / AAA NR	0.00 0.00
Total Money Market Fund FI		5,265,750.99	0.16%	5,265,750.99	0.16%	0.00	0.00	Aaa / AAA NR	0.00 0.00
NEGOTIABLE CD									
89114NBZ7	Toronto Dominion Bank NY Yankee CD 1.85% Due 6/3/2020	2,000,000.00	12/03/2019 1.85%	2,000,000.00 2,000,000.00	100.00 1.85%	2,000,000.00 15,313.89	0.65% 0.00	P-1 / A-1+ F-1+	0.09 0.09
Total Negotiable CD		2,000,000.00	1.85%	2,000,000.00	1.85%	15,313.89	0.00	Aaa / AAA AAA	0.09 0.09
SUPRANATIONAL									
4581X0CX4	Inter-American Dev Bank Note 1.625% Due 5/12/2020	1,375,000.00	04/05/2017 1.70%	1,371,741.25 1,374,968.16	100.03 0.81%	1,375,371.25 10,489.15	0.44% 403.09	Aaa / AAA AAA	0.03 0.03
459058GA5	Intl. Bank Recon & Development Note 1.625% Due 9/4/2020	2,000,000.00	08/22/2017 1.63%	1,999,580.00 1,999,951.98	100.42 0.40%	2,008,442.00 5,145.83	0.65% 8,490.02	Aaa / AAA AAA	0.35 0.34
45950KCM0	International Finance Corp Note 2.25% Due 1/25/2021	720,000.00	01/18/2018 2.35%	717,883.20 719,480.46	101.27 0.52%	729,136.80 4,320.00	0.24% 9,656.34	Aaa / AAA NR	0.74 0.73



CUSIP	Security Description	Par Value/Units	Purchase Date Book Yield	Cost Value Book Value	Mkt Price Mkt YTM	Market Value Accrued Int.	% of Port. Gain/Loss	Moody/S&P Fitch	Maturity Duration
SUPRANATIONAL									
45950KCJ7	International Finance Corp Note 1.125% Due 7/20/2021	1,600,000.00	11/29/2017 2.12%	1,544,832.00 1,581,499.80	100.85 0.43%	1,613,616.00 5,050.00	0.52% 32,116.20	Aaa / AAA NR	1.22 1.21
4581X0CN6	Inter-American Dev Bank Note 1.75% Due 4/14/2022	1,500,000.00	04/24/2018 2.92%	1,434,810.00 1,467,922.38	102.65 0.39%	1,539,790.50 1,239.58	0.49% 71,868.12	Aaa / AAA AAA	1.96 1.93
4581X0CZ9	Inter-American Dev Bank Note 1.75% Due 9/14/2022	2,000,000.00	05/04/2018 2.93%	1,904,540.00 1,948,007.32	103.03 0.46%	2,060,660.00 4,569.44	0.66% 112,652.68	Aaa / AAA AAA	2.38 2.32
Total Supranational		9,195,000.00	2.27%	8,973,386.45 9,091,830.10	0.49%	9,327,016.55 30,814.00	3.00% 235,186.45	Aaa / AAA AAA	1.20 1.18
TIME DEPOSIT									
90MEND\$11	Savings Bank of Mendocino Coun Time Deposit 0.5% Due 3/3/2021	250,000.00	03/03/2020 0.50%	250,000.00 250,000.00	100.00 0.50%	250,000.00 143.84	0.08% 0.00	NR / NR NR	0.84 0.84
99MEND\$01	Community First Credit Union Time Deposit 1.25% Due 3/20/2021	250,000.00	03/20/2020 1.25%	250,000.00 250,000.00	100.00 1.25%	250,000.00 359.59	0.08% 0.00	NR / NR NR	0.89 0.88
Total Time Deposit		500,000.00	0.88%	500,000.00 500,000.00	0.88%	500,000.00 503.43	0.16% 0.00	NR / NR NR	0.86 0.86
US TREASURY									
912828L65	US Treasury Note 1.375% Due 9/30/2020	2,500,000.00	12/30/2015 1.79%	2,452,449.78 2,495,834.22	100.54 0.08%	2,513,477.50 2,911.54	0.81% 17,643.28	Aaa / AA+ AAA	0.42 0.42
912828L99	US Treasury Note 1.375% Due 10/31/2020	2,600,000.00	04/14/2016 1.20%	2,619,508.71 2,602,150.66	100.63 0.11%	2,616,452.80 97.15	0.84% 14,302.14	Aaa / AA+ AAA	0.50 0.50
912828P87	US Treasury Note 1.125% Due 2/28/2021	2,400,000.00	Various 1.45%	2,368,765.85 2,393,771.85	100.81 0.15%	2,419,500.00 4,548.91	0.78% 25,728.15	Aaa / AA+ AAA	0.83 0.83
912828D72	US Treasury Note 2% Due 8/31/2021	2,400,000.00	12/28/2016 2.01%	2,398,508.04 2,399,574.10	102.45 0.16%	2,458,874.40 8,086.96	0.79% 59,300.30	Aaa / AA+ AAA	1.34 1.32
912828T34	US Treasury Note 1.125% Due 9/30/2021	3,000,000.00	08/29/2019 1.53%	2,975,390.63 2,983,303.09	101.36 0.16%	3,040,782.00 2,858.61	0.98% 57,478.91	Aaa / AA+ AAA	1.42 1.41
912828U81	US Treasury Note 2% Due 12/31/2021	1,000,000.00	01/30/2018 2.40%	984,960.94 993,595.25	102.98 0.21%	1,029,766.00 6,703.30	0.33% 36,170.75	Aaa / AA+ AAA	1.67 1.64



CUSIP	Security Description	Par Value/Units	Purchase Date Book Yield	Cost Value Book Value	Mkt Price Mkt YTM	Market Value Accrued Int.	% of Port. Gain/Loss	Moody/S&P Fitch	Maturity Duration
US TREASURY									
9128282P4	US Treasury Note 1.875% Due 7/31/2022	3,000,000.00	12/28/2018 2.53%	2,932,851.56 2,957,852.55	103.73 0.21%	3,112,032.00 14,062.50	1.00% 154,179.45	Aaa / AA+ AAA	2.25 2.21
912828YA2	US Treasury Note 1.5% Due 8/15/2022	3,000,000.00	12/17/2019 1.65%	2,988,398.44 2,990,011.43	102.94 0.21%	3,088,242.00 9,395.60	0.99% 98,230.57	Aaa / AA+ AAA	2.29 2.26
912828L24	US Treasury Note 1.875% Due 8/31/2022	3,000,000.00	10/15/2019 1.60%	3,022,968.75 3,018,637.50	103.86 0.22%	3,115,665.00 9,476.90	1.00% 97,027.50	Aaa / AA+ AAA	2.34 2.29
912828M80	US Treasury Note 2% Due 11/30/2022	2,300,000.00	04/17/2019 2.38%	2,270,082.03 2,278,659.12	104.54 0.24%	2,404,489.00 19,229.51	0.78% 125,829.88	Aaa / AA+ AAA	2.59 2.51
912828ZD5	US Treasury Note 0.5% Due 3/15/2023	3,000,000.00	03/24/2020 0.39%	3,009,843.75 3,009,508.06	100.74 0.24%	3,022,149.00 1,915.76	0.97% 12,640.94	Aaa / AA+ AAA	2.87 2.85
912828R28	US Treasury Note 1.625% Due 4/30/2023	2,000,000.00	12/04/2019 1.60%	2,001,796.88 2,001,582.76	104.11 0.25%	2,082,188.00 88.32	0.67% 80,605.24	Aaa / AA+ AAA	3.00 2.94
912828R69	US Treasury Note 1.625% Due 5/31/2023	2,500,000.00	04/11/2019 2.30%	2,433,593.75 2,450,426.65	104.19 0.26%	2,604,687.50 16,982.58	0.84% 154,260.85	Aaa / AA+ AAA	3.08 3.00
912828S92	US Treasury Note 1.25% Due 7/31/2023	3,000,000.00	11/27/2019 1.62%	2,960,507.81 2,965,046.46	103.20 0.26%	3,095,859.00 9,375.00	1.00% 130,812.54	Aaa / AA+ AAA	3.25 3.19
912828T26	US Treasury Note 1.375% Due 9/30/2023	3,000,000.00	12/19/2019 1.71%	2,963,554.69 2,967,067.17	103.74 0.27%	3,112,266.00 3,493.85	1.00% 145,198.83	Aaa / AA+ AAA	3.42 3.34
912828T91	US Treasury Note 1.625% Due 10/31/2023	1,500,000.00	09/25/2019 1.60%	1,501,347.66 1,501,151.28	104.68 0.28%	1,570,254.00 66.24	0.50% 69,102.72	Aaa / AA+ AAA	3.50 3.41
912828V80	US Treasury Note 2.25% Due 1/31/2024	2,000,000.00	03/03/2020 0.71%	2,118,671.88 2,113,851.87	107.29 0.30%	2,145,782.00 11,250.00	0.69% 31,930.13	Aaa / AA+ AAA	3.76 3.60
Total US Treasury		42,200,000.00	1.65%	42,003,201.15 42,122,024.02	0.21%	43,432,466.20 120,542.73	13.98% 1,310,442.18	Aaa / AA+ AAA	2.27 2.22
TOTAL PORTFOLIO		306,794,231.81	1.51%	306,252,655.10 306,575,883.47	0.78%	310,730,224.18 748,330.71	100.00% 4,154,340.71	Aa1 / AA+ AAA	0.92 0.89
TOTAL MARKET VALUE PLUS ACCRUED						311,478,554.89			