



PORTFOLIO CHARACTERISTICS

Average Duration	0.99
Average Coupon	1.49 %
Average Purchase YTM	1.52 %
Average Market YTM	1.98 %
Average S&P/Moody Rating	AA+/Aa1
Average Final Maturity	1.03 yrs
Average Life	0.99 yrs

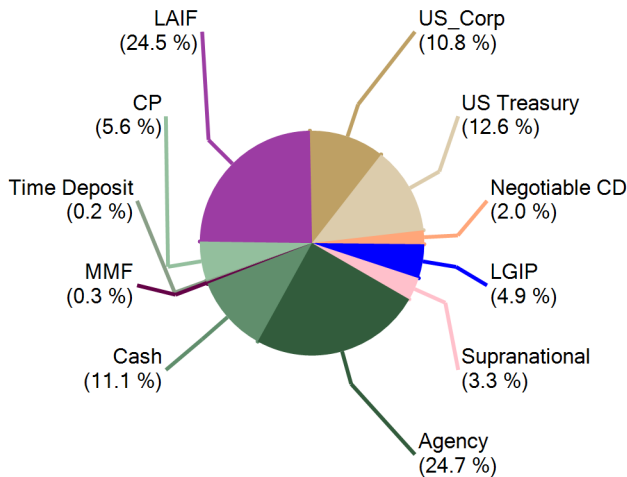
ACCOUNT SUMMARY

	Beg. Values as of 3/31/18	End Values as of 4/30/18
Market Value	240,134,774	265,320,040
Accrued Interest	766,189	597,582
Total Market Value	240,900,963	265,917,621
Income Earned Cont/WD	274,451	292,034
Par	242,202,585	267,909,466
Book Value	241,966,331	267,467,295
Cost Value	241,845,363	267,367,143

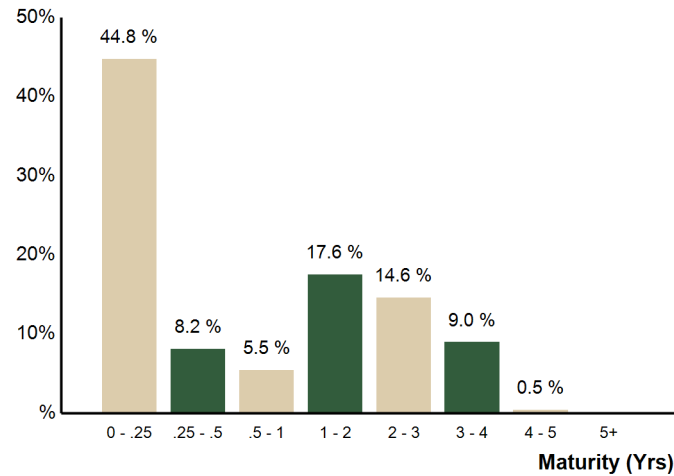
TOP ISSUERS

Issuer	% Portfolio
Local Agency Investment Fund	24.5 %
Government of United States	12.6 %
Federal Home Loan Bank	12.2 %
Custodial Checking Account	10.9 %
Federal Home Loan Mortgage Corp	5.5 %
Federal National Mortgage Assoc	5.3 %
CAMP	4.9 %
Federal Farm Credit Bank	1.7 %
	77.6 %

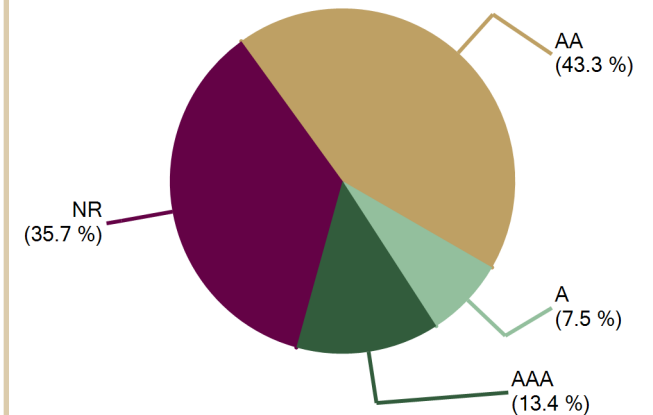
SECTOR ALLOCATION



MATURITY DISTRIBUTION



CREDIT QUALITY (S&P)





County of Mendocino Consolidated

April 30, 2018

COMPLIANCE WITH INVESTMENT POLICY

This portfolio is a consolidation of assets managed by Chandler Asset Management and assets managed internally by Client. Chandler relies on Client to provide accurate information for reporting assets and producing this compliance statement.

Category	Standard	Comment
Municipal Issues	"A"rated or higher by a NRSRO; 5% per issuer	Complies
Treasury Issues	No limitation	Complies
Agency Issues	25% per issuer	Complies
Supranationals	"AA" rated or higher by two NRSROs; 30% maximum; 5% per issuer; Issued by: IBRD, IFC, IADB	Complies
Banker's Acceptances	"A-1" or higher short term ratings by two NRSROs; and "A" or higher long term debt by two NRSROs; 40% maximum; 5% per issuer; 180 days max maturity	Complies
Commercial Paper	"A-1" or higher short term ratings by two NRSROs; and "A" or higher long term debt by two NRSROs; 40% maximum; 5% per issuer; 270 days max maturity	Complies
Negotiable Certificates of Deposit	"A" or higher long term ratings by two NRSROs; and/or "A-1" or higher short term ratings by two NRSROs; 30% maximum (includes CDARS); 5% per issuer	Complies
Corporate Medium Term Notes	30% max; 5% per issuer; "A" rated or better by two NRSROs; Issued by corporations organized and operating within U.S. or by depository institutions licensed by the U.S. or any state and operating within the U.S.	Complies
Mutual Funds and Money Market Mutual Funds	20% max; Rated "AAA" by two NRSROs or SEC registered adviser with AUM >\$500 million; Non-MMF Mutual Funds have a 10% max per fund.	Complies
FDIC insured Time Deposits/ Certificates of Deposit	Amount per institution limited to the max covered under FDIC; 20% maximum (combination of FDIC insured and collateralized TDs/ CDs); 5% per issuer	Complies
Collateralized Time Deposits/ Certificates of Deposit	20% maximum (combination of FDIC insured and collateralized TDs/ CDs); 5% per issuer	Complies
Asset Backed Securities (ABS) and Mortgage Pass Throughs (MPTs)	"AA" rated or better by two NRSROs; "A" rated or higher for the issuer's debt by two NRSROs; 20% maximum; 5% per issuer in Asset Backed or Commercial Mortgage security. No issuer limitation on any Mortgage security where the issuer is U.S. Treasury or Federal agency/GSE	Complies
Local Agency Investment Fund/ Local Government Investment Pools	Program limitation	Complies
Repurchase Agreements	No limitation; 1-year maximum maturity; 102% collateralized	Complies
Prohibited Securities and activities	Reverse repurchase agreements; CMOs; security lending; futures and options; inverse floaters; ranges notes; interest-only strips from mortgaged backed securities; zero interest accrual securities	Complies
Maximum Callables	20% max of callable securities (does not include "make whole call")	Complies
Maximum Issuer	5% max (except US Government, its agencies and enterprises)	Complies
Maximum maturity	5 years maximum maturity	Complies



Holdings Report

As of 4/30/18

CUSIP	Security Description	Par Value/Units	Purchase Date Book Yield	Cost Value Book Value	Mkt Price Mkt YTM	Market Value Accrued Int.	% of Port. Gain/Loss	Moody/S&P Fitch	Maturity Duration
AGENCY									
3135G0WJ8	FNMA Note 0.875% Due 5/21/2018	2,400,000.00	07/31/2014 1.49 %	2,345,846.40 2,399,220.81	99.95 1.70 %	2,398,840.80 9,333.33	0.91 % (380.01)	Aaa / AA+ AAA	0.06 0.06
3130A8EJ8	FHLB Note 0.85% Due 6/5/2018	2,600,000.00	06/09/2016 0.86 %	2,599,584.00 2,599,979.92	99.92 1.72 %	2,597,800.40 8,962.78	0.98 % (2,179.52)	Aaa / AA+ AAA	0.10 0.10
3133EGFQ3	FFCB Note 0.875% Due 9/14/2018	600,000.00	06/29/2016 0.78 %	601,284.00 600,216.66	99.60 1.96 %	597,586.80 685.42	0.22 % (2,629.86)	Aaa / AA+ AAA	0.38 0.37
3133ED2C5	FFCB Note 1.95% Due 9/17/2018	225,000.00	06/05/2014 1.51 %	229,092.75 225,363.74	99.98 1.99 %	224,960.85 536.25	0.08 % (402.89)	Aaa / AA+ AAA	0.38 0.38
3137EAED7	FHLMC Note 0.875% Due 10/12/2018	1,700,000.00	09/28/2016 0.86 %	1,700,340.00 1,700,075.05	99.47 2.06 %	1,691,017.20 785.07	0.64 % (9,057.85)	Aaa / AA+ AAA	0.45 0.45
3135G0E58	FNMA Note 1.125% Due 10/19/2018	1,700,000.00	08/27/2015 1.18 %	1,697,246.00 1,699,588.34	99.59 2.00 %	1,693,111.60 637.50	0.64 % (6,476.74)	Aaa / AA+ AAA	0.47 0.47
313376BR5	FHLB Note 1.75% Due 12/14/2018	1,500,000.00	08/29/2016 0.98 %	1,526,085.00 1,507,082.89	99.76 2.15 %	1,496,331.00 9,989.58	0.57 % (10,751.89)	Aaa / AA+ AAA	0.62 0.61
3133782M2	FHLB Note 1.5% Due 3/8/2019	2,600,000.00	04/14/2016 0.99 %	2,637,752.00 2,611,107.73	99.36 2.26 %	2,583,271.60 5,741.67	0.97 % (27,836.13)	Aaa / AA+ AAA	0.85 0.84
3137EADZ9	FHLMC Note 1.125% Due 4/15/2019	2,600,000.00	04/22/2016 1.09 %	2,602,496.00 2,600,802.86	98.90 2.30 %	2,571,316.80 1,300.00	0.97 % (29,486.06)	Aaa / AA+ AAA	0.96 0.94
3130ABF92	FHLB Note 1.375% Due 5/28/2019	1,825,000.00	05/25/2017 1.37 %	1,825,036.50 1,825,019.55	98.98 2.34 %	1,806,353.98 10,664.84	0.68 % (18,665.57)	Aaa / AA+ AAA	1.08 1.06
3130A8DB6	FHLB Note 1.125% Due 6/21/2019	2,600,000.00	06/07/2016 1.02 %	2,608,372.00 2,603,143.28	98.64 2.33 %	2,564,744.00 10,562.50	0.97 % (38,399.28)	Aaa / AA+ AAA	1.14 1.12
3133EFW52	FFCB Note 1.15% Due 7/1/2019	2,400,000.00	04/05/2016 1.00 %	2,411,640.00 2,404,198.68	98.59 2.38 %	2,366,107.20 9,200.00	0.89 % (38,091.48)	Aaa / AA+ AAA	1.17 1.15
3137EADK2	FHLMC Note 1.25% Due 8/1/2019	2,000,000.00	04/28/2015 1.34 %	1,992,880.00 1,997,907.50	98.60 2.39 %	1,972,064.00 6,250.00	0.74 % (25,843.50)	Aaa / AA+ AAA	1.25 1.23
3135G0N33	FNMA Note 0.875% Due 8/2/2019	1,000,000.00	07/29/2016 0.93 %	998,320.00 999,297.32	98.12 2.41 %	981,160.00 2,163.19	0.37 % (18,137.32)	Aaa / AA+ AAA	1.26 1.23
313380FB8	FHLB Note 1.375% Due 9/13/2019	660,000.00	10/30/2015 1.38 %	659,795.40 659,927.50	98.58 2.44 %	650,601.60 1,210.00	0.25 % (9,325.90)	Aaa / AA+ NR	1.37 1.34
3137EADM8	FHLMC Note 1.25% Due 10/2/2019	2,000,000.00	04/29/2015 1.44 %	1,983,422.00 1,994,675.75	98.34 2.44 %	1,966,862.00 2,013.89	0.74 % (27,813.75)	Aaa / AA+ AAA	1.42 1.40
3130ACM92	FHLB Note 1.5% Due 10/21/2019	2,525,000.00	10/27/2017 1.68 %	2,516,415.00 2,518,593.99	98.62 2.46 %	2,490,263.58 1,052.08	0.94 % (28,330.41)	Aaa / AA+ AAA	1.48 1.45
3130AA3R7	FHLB Note 1.375% Due 11/15/2019	2,000,000.00	11/17/2016 1.39 %	1,999,400.00 1,999,690.66	98.44 2.41 %	1,968,760.00 12,680.56	0.75 % (30,930.66)	Aaa / AA+ AAA	1.55 1.50
3135G0ZY2	FNMA Note 1.75% Due 11/26/2019	1,300,000.00	06/30/2015 1.62 %	1,307,294.30 1,302,600.58	98.91 2.46 %	1,285,878.10 9,795.14	0.49 % (16,722.48)	Aaa / AA+ AAA	1.58 1.53
313381C94	FHLB Note 1.25% Due 12/13/2019	790,000.00	01/28/2016 1.33 %	787,732.70 789,052.35	98.09 2.46 %	774,930.75 3,785.42	0.29 % (14,121.60)	Aaa / AA+ AAA	1.62 1.58



Holdings Report

As of 4/30/18

CUSIP	Security Description	Par Value/Units	Purchase Date Book Yield	Cost Value Book Value	Mkt Price Mkt YTM	Market Value Accrued Int.	% of Port. Gain/Loss	Moody/S&P Fitch	Maturity Duration
AGENCY									
3135G0T29	FNMA Note 1.5% Due 2/28/2020	2,600,000.00	Various 1.52 %	2,598,252.00 2,598,933.65	98.21 2.51 %	2,553,465.20 6,825.00	0.96 % (45,468.45)	Aaa / AA+ AAA	1.83 1.78
3133EHFL2	FFCB Note 1.55% Due 4/13/2020	1,450,000.00	04/27/2017 1.57 %	1,449,014.00 1,449,349.66	98.09 2.56 %	1,422,249.90 1,123.75	0.54 % (27,099.76)	Aaa / AA+ AAA	1.96 1.91
3137EAEF2	FHLMC Note 1.375% Due 4/20/2020	1,800,000.00	04/19/2017 1.48 %	1,794,258.00 1,796,227.88	97.81 2.52 %	1,760,502.60 756.25	0.66 % (35,725.28)	Aaa / AA+ AAA	1.98 1.93
3137EADR7	FHLMC Note 1.375% Due 5/1/2020	1,600,000.00	10/21/2015 1.38 %	1,599,579.20 1,599,813.91	97.72 2.55 %	1,563,580.80 11,000.00	0.59 % (36,233.11)	Aaa / AA+ AAA	2.01 1.94
313383HU8	FHLB Note 1.75% Due 6/12/2020	1,700,000.00	07/28/2017 1.57 %	1,708,449.00 1,706,237.90	98.32 2.57 %	1,671,462.10 11,486.81	0.63 % (34,775.80)	Aaa / AA+ NR	2.12 2.05
3130ACE26	FHLB Note 1.375% Due 9/28/2020	2,000,000.00	09/22/2017 1.65 %	1,983,940.00 1,987,125.70	97.10 2.62 %	1,942,088.00 2,520.83	0.73 % (45,037.70)	Aaa / AA+ NR	2.42 2.35
3137EAEJ4	FHLMC Note 1.625% Due 9/29/2020	2,250,000.00	09/28/2017 1.67 %	2,247,097.50 2,247,664.23	97.72 2.61 %	2,198,664.00 3,250.00	0.83 % (49,000.23)	Aaa / AA+ AAA	2.42 2.34
3137EAEK1	FHLMC Note 1.875% Due 11/17/2020	800,000.00	11/27/2017 1.95 %	798,368.00 798,599.64	98.07 2.66 %	784,551.20 6,916.67	0.30 % (14,048.44)	Aaa / AA+ AAA	2.55 2.44
3130A3UQ5	FHLB Note 1.875% Due 12/11/2020	2,000,000.00	02/12/2018 2.32 %	1,975,680.00 1,977,494.57	98.10 2.63 %	1,962,004.00 14,583.33	0.74 % (15,490.57)	Aaa / AA+ NR	2.62 2.51
3130A7CV5	FHLB Note 1.375% Due 2/18/2021	2,000,000.00	02/23/2016 1.43 %	1,994,480.00 1,996,895.95	96.60 2.64 %	1,931,952.00 5,576.39	0.73 % (64,943.95)	Aaa / AA+ AAA	2.81 2.71
3135G0J20	FNMA Note 1.375% Due 2/26/2021	2,500,000.00	03/17/2016 1.52 %	2,482,725.00 2,490,128.57	96.48 2.68 %	2,412,032.50 6,206.60	0.91 % (78,096.07)	Aaa / AA+ AAA	2.83 2.73
313379RB7	FHLB Note 1.875% Due 6/11/2021	2,400,000.00	08/30/2017 1.65 %	2,419,562.40 2,416,117.72	97.47 2.73 %	2,339,284.80 17,500.00	0.89 % (76,832.92)	Aaa / AA+ AAA	3.12 2.98
3130A8QS5	FHLB Note 1.125% Due 7/14/2021	2,600,000.00	08/09/2016 1.25 %	2,584,400.00 2,589,854.36	95.26 2.68 %	2,476,799.00 8,693.75	0.93 % (113,055.36)	Aaa / AA+ AAA	3.21 3.10
313378WG2	FHLB Note 2.5% Due 3/11/2022	3,000,000.00	04/09/2018 2.65 %	2,983,650.00 2,983,889.94	98.97 2.78 %	2,969,223.00 10,416.67	1.12 % (14,666.94)	Aaa / AA+ NR	3.87 3.64
3135G0T45	FNMA Note 1.875% Due 4/5/2022	2,900,000.00	06/21/2017 1.87 %	2,901,218.00 2,900,999.90	96.64 2.78 %	2,802,620.90 3,927.08	1.06 % (98,379.00)	Aaa / AA+ AAA	3.93 3.75
Total Agency		66,625,000.00	1.45 %	66,550,707.15 66,576,878.74	2.42 %	65,472,442.26 218,132.35	24.70 % (1,104,436.48)	Aaa / AA+ AAA	1.80 1.74
CASH									
90CASH\$00	Cash Custodial Cash Account	289,161.90	Various 0.00 %	289,161.90 289,161.90	1.00 0.00 %	289,161.90 0.00	0.11 % 0.00	NR / NR NR	0.00 0.00
90CHECK\$1	Checking Deposit Bank Account	29,117,090.29	Various 0.00 %	29,117,090.29 29,117,090.29	1.00 0.00 %	29,117,090.29 0.00	10.95 % 0.00	NR / NR NR	0.00 0.00
Total Cash		29,406,252.19	N/A	29,406,252.19	0.00 %	29,406,252.19 0.00	11.06 % 0.00	NR / NR NR	0.00 0.00



Holdings Report

As of 4/30/18

CUSIP	Security Description	Par Value/Units	Purchase Date Book Yield	Cost Value Book Value	Mkt Price Mkt YTM	Market Value Accrued Int.	% of Port. Gain/Loss	Moody/S&P Fitch	Maturity Duration
COMMERCIAL PAPER									
36164KE15	GE Capital Treasury LLC Discount CP 1.42% Due 5/1/2018	1,750,000.00	10/03/2017 1.45 %	1,735,504.17 1,750,000.00	100.00 1.45 %	1,750,000.00 0.00	0.66 % 0.00	P-1 / A-1 F-1	0.00 0.00
06538CFD8	Bank of Tokyo Mitsubishi NY Discount CP 2.1% Due 6/13/2018	2,000,000.00	03/13/2018 2.14 %	1,989,266.67 1,994,983.33	99.75 2.14 %	1,994,983.33 0.00	0.75 % 0.00	P-1 / A-1 NR	0.12 0.12
02665KGQ4	American Honda Discount CP 2.19% Due 7/24/2018	1,000,000.00	04/06/2018 2.23 %	993,551.67 994,890.00	99.49 2.23 %	994,890.00 0.00	0.37 % 0.00	P-1 / A-1 F-1	0.23 0.23
06406XGQ1	Bank of New York Mellon Discount CP 2.2% Due 7/24/2018	1,000,000.00	04/25/2018 2.24 %	994,500.00 994,866.67	99.49 2.24 %	994,866.67 0.00	0.37 % 0.00	P-1 / A-1+ F-1+	0.23 0.23
89233HH15	Toyota Motor Credit Discount CP 2.34% Due 8/1/2018	1,500,000.00	04/06/2018 2.39 %	1,488,982.50 1,491,030.00	99.40 2.39 %	1,491,030.00 0.00	0.56 % 0.00	P-1 / A-1+ NR	0.25 0.25
62479MHT3	MUFG Bank Ltd/NY Discount CP 2.37% Due 8/27/2018	1,000,000.00	04/26/2018 2.42 %	991,902.50 992,231.67	99.22 2.42 %	992,231.67 0.00	0.37 % 0.00	P-1 / A-1 NR	0.33 0.32
36960MHU0	General Electric Co Discount CP 2.34% Due 8/28/2018	1,000,000.00	04/30/2018 2.39 %	992,200.00 992,265.00	99.23 2.39 %	992,265.00 0.00	0.37 % 0.00	P-1 / A-1 F-1	0.33 0.32
21687BJ77	Rabobank Nederland NV NY Discount CP 2.3% Due 9/7/2018	3,800,000.00	Various 2.35 %	3,767,710.55 3,768,681.66	99.18 2.35 %	3,768,681.66 0.00	1.42 % 0.00	P-1 / A-1 NR	0.36 0.35
89233HKV5	Toyota Motor Credit Discount CP 2.22% Due 10/29/2018	2,000,000.00	03/06/2018 2.28 %	1,970,770.00 1,977,676.67	98.88 2.28 %	1,977,676.67 0.00	0.74 % 0.00	P-1 / A-1+ NR	0.50 0.49
Total Commercial Paper		15,050,000.00	2.20 %	14,924,388.06 14,956,625.00	2.20 %	14,956,625.00 0.00	5.62 % 0.00	Aaa / AA+ AA+	0.27 0.27
LAIF									
90LAIF\$00	Local Agency Investment Fund State Pool	65,000,000.00	Various 1.70 %	65,000,000.00 65,000,000.00	1.00 1.70 %	65,000,000.00 69,183.97	24.47 % 0.00	NR / NR NR	0.00 0.00
Total LAIF		65,000,000.00	1.70 %	65,000,000.00	1.70 %	65,000,000.00 69,183.97	24.47 % 0.00	NR / NR NR	0.00 0.00
LOCAL GOV INVESTMENT POOL									
90CAMP\$00	Public Financial Management CAMP	13,000,000.00	Various 1.92 %	13,000,000.00 13,000,000.00	1.00 1.92 %	13,000,000.00 0.00	4.89 % 0.00	NR / AAA NR	0.00 0.00
Total Local Gov Investment Pool		13,000,000.00	1.92 %	13,000,000.00	1.92 %	13,000,000.00 0.00	4.89 % 0.00	NR / AAA NR	0.00 0.00
MONEY MARKET FUND FI									
261908107	Dreyfus Trsy/Agcy Cash Management 521	838,213.41	Various 1.54 %	838,213.41 838,213.41	1.00 1.54 %	838,213.41 0.00	0.32 % 0.00	Aaa / AAA NR	0.00 0.00
Total Money Market Fund FI		838,213.41	1.54 %	838,213.41	1.54 %	838,213.41 0.00	0.32 % 0.00	Aaa / AAA NR	0.00 0.00



Holdings Report

As of 4/30/18

CUSIP	Security Description	Par Value/Units	Purchase Date Book Yield	Cost Value Book Value	Mkt Price Mkt YTM	Market Value Accrued Int.	% of Port. Gain/Loss	Moody/S&P Fitch	Maturity Duration
NEGOTIABLE CD									
06417GXH6	Bank of Nova Scotia Yankee CD 1.57% Due 8/9/2018	1,500,000.00	08/08/2017 1.57 %	1,500,000.00 1,500,000.00	100.00 1.57 %	1,500,000.00 17,335.42	0.57 % 0.00	P-1 / A-1 NR	0.28 0.27
89113W6Q4	Toronto Dominion NY Yankee CD 1.6% Due 8/24/2018	1,000,000.00	11/17/2017 1.70 %	999,165.09 999,657.09	99.97 1.70 %	999,657.09 12,488.89	0.38 % 0.00	P-1 / A-1+ F-1+	0.32 0.32
06417GYU6	Bank of Nova Scotia Yankee CD 1.66% Due 9/21/2018	750,000.00	09/28/2017 1.65 %	750,070.03 750,027.97	100.00 1.65 %	750,027.97 7,642.92	0.28 % 0.00	P-1 / A-1+ F-1+	0.39 0.39
89113XE59	Toronto Dominion NY Yankee CD 2.3% Due 10/9/2018	2,000,000.00	04/06/2018 2.30 %	2,000,000.00 2,000,000.00	100.00 2.30 %	2,000,000.00 3,194.44	0.75 % 0.00	P-1 / A-1+ F-1+	0.44 0.44
Total Negotiable CD		5,250,000.00	1.88 %	5,249,235.12 5,249,685.06	1.88 %	5,249,685.06 40,661.67	1.99 % 0.00	Aaa / AAA AAA	0.36 0.36
SUPRANATIONAL									
459058DW0	Intl. Bank Recon & Development Note 1.875% Due 10/7/2019	1,750,000.00	01/31/2017 1.60 %	1,762,670.00 1,756,788.43	99.09 2.52 %	1,734,157.25 2,187.50	0.65 % (22,631.18)	Aaa / AAA AAA	1.44 1.40
4581X0CX4	Inter-American Dev Bank Note 1.625% Due 5/12/2020	1,375,000.00	04/05/2017 1.70 %	1,371,741.25 1,372,852.58	98.20 2.54 %	1,350,263.75 10,489.15	0.51 % (22,588.83)	Aaa / AAA AAA	2.04 1.97
459058GA5	Intl. Bank Recon & Development Note 1.625% Due 9/4/2020	2,000,000.00	08/22/2017 1.63 %	1,999,580.00 1,999,673.38	97.61 2.68 %	1,952,208.00 5,145.83	0.74 % (47,465.38)	Aaa / AAA AAA	2.35 2.27
45950KCM0	International Finance Corp Note 2.25% Due 1/25/2021	720,000.00	01/18/2018 2.35 %	717,883.20 718,068.61	98.69 2.75 %	710,547.84 4,320.00	0.27 % (7,520.77)	Aaa / AAA NR	2.74 2.62
45950KCJ7	International Finance Corp Note 1.125% Due 7/20/2021	1,600,000.00	11/29/2017 2.12 %	1,544,832.00 1,551,109.59	94.87 2.80 %	1,517,888.00 5,050.00	0.57 % (33,221.59)	Aaa / AAA NR	3.22 3.12
4581X0CN6	Inter-American Dev Bank Note 1.75% Due 4/14/2022	1,500,000.00	04/24/2018 2.92 %	1,434,810.00 1,435,034.95	95.93 2.84 %	1,438,977.00 1,239.58	0.54 % 3,942.05	Aaa / AAA AAA	3.96 3.78
Total Supranational		8,945,000.00	1.99 %	8,831,516.45 8,833,527.54	2.68 %	8,704,041.84 28,432.06	3.28 % (129,485.70)	Aaa / AAA AAA	2.57 2.48
TIME DEPOSIT									
90MEND\$07	Savings Bank of Mendocino Coun Time Deposit 0.35% Due 3/3/2019	250,000.00	03/03/2018 0.35 %	250,000.00 250,000.00	100.00 0.35 %	250,000.00 67.12	0.09 % 0.00	NR / NR NR	0.84 0.84
90MEND\$08	Community First Credit Union Time Deposit 0.598% Due 3/20/2019	250,000.00	03/20/2018 0.60 %	250,000.00 250,000.00	100.00 0.60 %	250,000.00 45.05	0.09 % 0.00	NR / NR NR	0.89 0.88
Total Time Deposit		500,000.00	0.47 %	500,000.00 500,000.00	0.47 %	500,000.00 112.17	0.19 % 0.00	NR / NR NR	0.86 0.86
US CORPORATE									
69371RN28	Paccar Financial Corp Note 1.3% Due 5/10/2019	1,725,000.00	05/10/2016 1.31 %	1,724,637.75 1,724,875.93	98.73 2.56 %	1,703,127.00 10,651.88	0.64 % (21,748.93)	A1 / A+ NR	1.03 1.01



Holdings Report

As of 4/30/18

CUSIP	Security Description	Par Value/Units	Purchase Date Book Yield	Cost Value Book Value	Mkt Price Mkt YTM	Market Value Accrued Int.	% of Port. Gain/Loss	Moody/S&P Fitch	Maturity Duration
US CORPORATE									
084670BL1	Berkshire Hathaway Note 2.1% Due 8/14/2019	1,500,000.00	03/16/2017 1.72 %	1,513,185.00 1,507,074.14	99.48 2.51 %	1,492,257.00 6,737.50	0.56 % (14,817.14)	Aa2 / AA A+	1.29 1.26
17275RBG6	Cisco Systems Note 1.4% Due 9/20/2019	1,800,000.00	03/28/2017 1.73 %	1,785,780.00 1,792,016.01	98.45 2.55 %	1,772,026.20 2,870.00	0.67 % (19,989.81)	A1 / AA- NR	1.39 1.36
24422ETJ8	John Deere Capital Corp Note 1.25% Due 10/9/2019	1,700,000.00	09/27/2016 1.43 %	1,691,160.00 1,695,788.19	97.91 2.74 %	1,664,441.10 1,298.61	0.63 % (31,347.09)	A2 / A A	1.44 1.41
037833AX8	Apple Inc Note 1.55% Due 2/7/2020	1,850,000.00	Various 1.54 %	1,852,225.00 1,850,243.65	98.27 2.55 %	1,818,043.10 6,531.53	0.69 % (32,200.55)	Aa1 / AA+ NR	1.78 1.72
22160KAG0	Costco Wholesale Corp Note 1.75% Due 2/15/2020	1,700,000.00	11/01/2016 1.57 %	1,709,894.00 1,705,409.49	98.27 2.75 %	1,670,590.00 6,280.56	0.63 % (34,819.49)	A1 / A+ A+	1.80 1.74
747525AD5	Qualcomm Inc Note 2.25% Due 5/20/2020	1,700,000.00	10/06/2016 1.67 %	1,734,408.00 1,719,609.42	98.54 2.99 %	1,675,100.10 17,106.25	0.64 % (44,509.32)	A1 / A NR	2.06 1.97
437076BQ4	Home Depot Note 1.8% Due 6/5/2020	200,000.00	06/12/2017 1.77 %	200,150.00 200,105.80	98.16 2.71 %	196,310.20 1,460.00	0.07 % (3,795.60)	A2 / A A	2.10 2.02
458140AQ3	Intel Corp Note 2.45% Due 7/29/2020	1,750,000.00	01/24/2017 2.00 %	1,776,775.00 1,767,166.15	99.37 2.74 %	1,739,011.75 10,956.94	0.66 % (28,154.40)	A1 / A+ A+	2.25 2.16
857477AS2	State Street Bank Note 2.55% Due 8/18/2020	1,590,000.00	12/11/2017 2.19 %	1,604,993.70 1,602,864.87	99.23 2.90 %	1,577,691.81 8,221.62	0.60 % (25,173.06)	A1 / A AA-	2.30 2.21
02665WAZ4	American Honda Finance Note 2.45% Due 9/24/2020	1,800,000.00	02/14/2017 2.25 %	1,812,492.00 1,808,331.17	98.85 2.95 %	1,779,289.20 4,532.50	0.67 % (29,041.97)	A2 / A+ NR	2.41 2.31
594918BG8	Microsoft Callable Note Cont. 10/03/20 2% Due 11/3/2020	2,000,000.00	12/03/2015 2.01 %	1,999,240.00 1,999,611.09	98.31 2.73 %	1,966,128.00 19,777.78	0.75 % (33,483.09)	Aaa / AAA AA+	2.52 2.32
44932HAG8	IBM Credit Corp Note 2.65% Due 2/5/2021	1,500,000.00	02/12/2018 2.72 %	1,496,880.00 1,497,098.14	99.04 3.02 %	1,485,538.50 9,385.42	0.56 % (11,559.64)	A1 / A+ A+	2.77 2.63
06406FAB9	Bank of NY Mellon Corp Callable Note Cont 4/3/2021 2.05% Due 5/3/2021	1,700,000.00	12/13/2016 2.50 %	1,668,771.00 1,678,555.70	96.96 3.12 %	1,648,318.30 17,231.39	0.63 % (30,237.40)	A1 / A AA-	3.01 2.86
68389XBK0	Oracle Corp Callable Note Cont 8/01/21 1.9% Due 9/15/2021	1,800,000.00	10/25/2017 2.20 %	1,779,786.00 1,782,435.62	96.51 2.99 %	1,737,252.00 4,370.00	0.65 % (45,183.62)	A1 / AA- A+	3.38 3.23
91159HHP8	US Bancorp Callable Cont 12/23/2021 2.625% Due 1/24/2022	890,000.00	01/19/2017 2.66 %	888,469.20 888,856.51	97.99 3.20 %	872,145.71 6,294.90	0.33 % (16,710.80)	A1 / A+ AA-	3.74 3.50
74005PBA1	Praxair Callable Note Cont 11/15/2021 2.45% Due 2/15/2022	1,750,000.00	03/09/2018 2.96 %	1,717,222.50 1,718,341.73	97.09 3.27 %	1,699,152.00 9,051.39	0.64 % (19,189.73)	A2 / A NR	3.80 3.56
91159HHC7	US Bancorp Callable Note Cont 2/15/2022 3% Due 3/15/2022	1,000,000.00	04/12/2018 3.05 %	997,970.00 997,991.31	99.05 3.26 %	990,526.00 3,833.33	0.37 % (7,465.31)	A1 / A+ AA-	3.88 3.61
911312BC9	UPS Callable Note Cont 4/16/2022 2.35% Due 5/16/2022	1,240,000.00	04/10/2018 2.99 %	1,209,632.40 1,210,018.34	96.86 3.18 %	1,201,083.84 13,355.83	0.46 % (8,934.50)	A1 / A+ NR	4.05 3.78
Total US Corporate		29,195,000.00	2.08 %	29,163,671.55 29,146,393.26	2.86 %	28,688,031.81 159,947.43	10.85 % (458,361.45)	A1 / A+ AA-	2.40 2.28



Holdings Report

As of 4/30/18

CUSIP	Security Description	Par Value/Units	Purchase Date Book Yield	Cost Value Book Value	Mkt Price Mkt YTM	Market Value Accrued Int.	% of Port. Gain/Loss	Moody/S&P Fitch	Maturity Duration
US TREASURY									
912796QE2	US Treasury Bill 1.955% Due 10/25/2018	3,000,000.00	04/30/2018 2.00 %	2,971,000.83 2,971,163.75	99.04 2.00 %	2,971,163.75 0.00	1.12 % 0.00	P-1 / A-1+ F-1+	0.49 0.48
912828WD8	US Treasury Note 1.25% Due 10/31/2018	1,800,000.00	06/30/2015 1.14 %	1,806,615.41 1,800,993.13	99.60 2.05 %	1,792,828.80 61.14	0.67 % (8,164.33)	Aaa / AA+ AAA	0.50 0.49
912828A34	US Treasury Note 1.25% Due 11/30/2018	1,800,000.00	06/30/2015 1.17 %	1,804,927.91 1,800,840.39	99.50 2.11 %	1,791,000.00 9,395.60	0.68 % (9,840.39)	Aaa / AA+ AAA	0.59 0.58
912828N22	US Treasury Note 1.25% Due 12/15/2018	1,750,000.00	10/27/2016 0.95 %	1,761,080.08 1,753,247.12	99.46 2.13 %	1,740,497.50 8,233.17	0.66 % (12,749.62)	Aaa / AA+ AAA	0.63 0.62
912828N63	US Treasury Note 1.125% Due 1/15/2019	2,000,000.00	05/27/2016 0.98 %	2,007,506.70 2,002,027.36	99.26 2.18 %	1,985,156.00 6,588.40	0.75 % (16,871.36)	Aaa / AA+ AAA	0.71 0.70
912828SX9	US Treasury Note 1.125% Due 5/31/2019	2,000,000.00	04/28/2015 1.21 %	1,993,444.20 1,998,265.55	98.73 2.32 %	1,974,532.00 9,395.60	0.75 % (23,733.55)	Aaa / AA+ AAA	1.08 1.06
912828TC4	US Treasury Note 1% Due 6/30/2019	2,000,000.00	Various 1.20 %	1,986,251.82 1,995,554.45	98.47 2.34 %	1,969,376.00 6,685.08	0.74 % (26,178.45)	Aaa / AA+ AAA	1.17 1.15
912828UB4	US Treasury Note 1% Due 11/30/2019	2,000,000.00	12/04/2015 1.56 %	1,957,194.20 1,982,971.95	97.79 2.43 %	1,955,704.00 8,351.65	0.74 % (27,267.95)	Aaa / AA+ AAA	1.59 1.55
912828UL2	US Treasury Note 1.375% Due 1/31/2020	1,250,000.00	02/13/2018 2.15 %	1,231,396.48 1,233,371.16	98.16 2.45 %	1,227,002.50 4,273.14	0.46 % (6,368.66)	Aaa / AA+ AAA	1.76 1.71
9128284C1	US Treasury Note 2.25% Due 3/31/2020	3,000,000.00	04/24/2018 2.49 %	2,986,757.81 2,986,870.35	99.56 2.48 %	2,986,875.00 5,717.21	1.13 % 4.65	Aaa / AA+ AAA	1.92 1.86
912828VA5	US Treasury Note 1.125% Due 4/30/2020	2,600,000.00	Various 1.44 %	2,572,789.96 2,584,284.43	97.32 2.51 %	2,530,327.80 81.26	0.95 % (53,956.63)	Aaa / AA+ AAA	2.00 1.96
912828L65	US Treasury Note 1.375% Due 9/30/2020	2,500,000.00	12/30/2015 1.79 %	2,452,449.78 2,475,800.09	97.21 2.57 %	2,430,370.00 2,911.54	0.92 % (45,430.09)	Aaa / AA+ AAA	2.42 2.35
912828L99	US Treasury Note 1.375% Due 10/31/2020	2,600,000.00	04/14/2016 1.20 %	2,619,508.71 2,610,741.54	97.10 2.58 %	2,524,641.60 97.15	0.95 % (86,099.94)	Aaa / AA+ AAA	2.51 2.43
912828P87	US Treasury Note 1.125% Due 2/28/2021	2,400,000.00	Various 1.45 %	2,368,765.85 2,378,746.18	95.94 2.62 %	2,302,500.00 4,548.91	0.87 % (76,246.18)	Aaa / AA+ AAA	2.84 2.76
912828D72	US Treasury Note 2% Due 8/31/2021	2,400,000.00	12/28/2016 2.01 %	2,398,508.04 2,398,934.81	97.81 2.69 %	2,347,500.00 8,086.96	0.89 % (51,434.81)	Aaa / AA+ AAA	3.34 3.19
912828U81	US Treasury Note 2% Due 12/31/2021	1,000,000.00	01/30/2018 2.40 %	984,960.94 985,907.45	97.53 2.71 %	975,273.00 6,685.08	0.37 % (10,634.45)	Aaa / AA+ AAA	3.67 3.48
Total US Treasury		34,100,000.00	1.58 %	33,903,158.72 33,959,719.71	2.39 %	33,504,747.95 81,111.89	12.63 % (454,971.76)	Aaa / AA+ AAA	1.69 1.64
TOTAL PORTFOLIO		267,909,465.60	1.52 %	267,367,142.65 267,467,294.91	1.98 %	265,320,039.52 597,581.54	100.00 % (2,147,255.39)	Aa1 / AA+ AAA	1.03 0.99
TOTAL MARKET VALUE PLUS ACCRUED						265,917,621.06			